

1-1-2010

Women's Basketball - 2010-11

Eastern Kentucky University Sports

Follow this and additional works at: http://encompass.eku.edu/sports_mg_wbask

Recommended Citation

Eastern Kentucky University Sports, "Women's Basketball - 2010-11" (2010). *Basketball - Women*. Book 2.
http://encompass.eku.edu/sports_mg_wbask/2

This Book is brought to you for free and open access by the Sports Media Guides at Encompass. It has been accepted for inclusion in Basketball - Women by an authorized administrator of Encompass. For more information, please contact Linda.Sizemore@eku.edu.

2010-11 WOMEN'S BASKETBALL

EKU





EASTERN KENTUCKY COLONELS™

2010-11 Women's Basketball Schedule

<u>Date</u>		<u>Opponent</u>	<u>Location</u>	<u>Time</u>
Nov. 7	(Sun)	PIKEVILLE COLLEGE (Exhibition)	Richmond, Ky.	1:00 p.m.
Nov. 13	(Sat)	CHICAGO STATE UNIVERSITY	Richmond, Ky.	4:00 p.m.
Nov. 17	(Wed)	MIAMI (OHIO) UNIVERSITY	Richmond, Ky.	5:30 p.m.
Nov. 20	(Sat)	at Florida International University	Miami, Fla.	4:30 p.m.
Nov. 22	(Mon)	at Florida Atlantic University	Boca Raton, Fla.	7:00 p.m.
Nov. 27	(Sat)	BREWTON-PARKER COLLEGE	Richmond, Ky.	4:00 p.m.
Dec. 2	(Thur)	MURRAY STATE UNIVERSITY*	Richmond, Ky.	5:30 p.m.
Dec. 4	(Sat)	UNIVERSITY OF TENNESSEE-MARTIN*	Richmond, Ky.	4:00 p.m.
Dec. 7	(Tue)	WEST VIRGINIA STATE UNIVERSITY	Richmond, Ky.	7:00 p.m.
Dec. 11	(Sat)	at University of Central Arkansas	Conway, Ark.	3:00 p.m.
Dec. 19	(Sun)	at Austin Peay*	Clarksville, Tenn.	3:00 p.m.
Dec. 21	(Tue)	at Tennessee State University*	Nashville, Tenn.	6:30 p.m.
Dec. 31	(Fri)	WESTERN MICHIGAN UNIVERSITY	Richmond, Ky.	1:00 p.m.
Jan. 6	(Thur)	JACKSONVILLE STATE UNIVERSITY*	Richmond, Ky.	5:30 p.m.
Jan. 8	(Sat)	TENNESSEE TECH UNIVERSITY*	Richmond, Ky.	4:00 p.m.
Jan. 13	(Thur)	at Eastern Illinois University*	Charleston, Ill.	6:30 p.m.
Jan. 15	(Sat)	at Southeast Missouri State*	Cape Girardeau, Mo.	7:00 p.m.
Jan. 17	(Mon)	at Southern Illinois Edwardsville	Edwardsville, Ill.	8:00 p.m.
Jan. 22	(Sat)	at Morehead State University*	Morehead, Ky.	3:45 p.m.
Jan. 27	(Thur)	AUSTIN PEAY*	Richmond, Ky.	5:30 p.m.
Jan. 29	(Sat)	TENNESSEE STATE UNIVERSITY*	Richmond, Ky.	4:00 p.m.
Feb. 3	(Thur)	at Tennessee Tech University*	Cookeville, Tenn.	6:30 p.m.
Feb. 5	(Sat)	at Jacksonville State University*	Jacksonville, Ala.	3:00 p.m.
Feb. 10	(Thur)	SOUTHEAST MISSOURI STATE*	Richmond, Ky.	5:30 p.m.
Feb. 12	(Sat)	EASTERN ILLINOIS UNIVERSITY*	Richmond, Ky.	4:00 p.m.
Feb. 19	(Sat)	MOREHEAD STATE UNIVERSITY*	Richmond, Ky.	7:00 p.m.
Feb. 24	(Thur)	at University of Tennessee-Martin*	Martin, Tenn.	8:30 p.m.
Feb. 26	(Sat)	at Murray State University*	Murray, Ky.	6:15 p.m.
March 2	(Wed)	OVC Tournament (First Round)#	Nashville, Tenn.	TBA
March 3	(Thur)	OVC Tournament (Quarterfinals)#	Nashville, Tenn.	TBA
March 4	(Fri)	OVC Tournament (Semifinals)#	Nashville, Tenn.	TBA
March 5	(Sat)	OVC Tournament (Finals)#	Nashville, Tenn.	TBA
March 19-20	(Sat-Sun)	NCAA Basketball Championship (First Round)	TBA	TBA
March 21-22	(Mon-Tue)	NCAA Basketball Championship (Second Round)	TBA	TBA

Home Games In **Bold CAPS**

* Denotes Ohio Valley Conference Game

Municipal Auditorium, Nashville, Tenn.

Times given are Eastern Time and subject to change





Table Of Contents

2010-11 EKV WOMEN'S BASKETBALL
 Quick Facts 1
 2010-11 Lady Colonel Roster 2-3
 2010 Season Preview 4-5
 2010-11 Schedule Inside Front Cover
 2010-11 TV/Radio Roster Back Cover

MEET THE 2010-11 LADY COLONELS
 Reese Bass 6
 Nadia Mossong 8
 Cherie White 10
 Kaiti Cochren 12
 Jasmine Lewin 14
 Jasmine Stovall 16
 Brittany Coles 18
 Shakeyia Colyer 20
 Alex Jones 22
 Ashley Pritchett 24
 Jade Barber 26
 Raechele Gray 28
 Aimee Bouie 30
 Marie Carpenter 30
 Natasha Robinson 31
 Jennifer Smiley 31

COACHING STAFF
 Head Coach Chrissy Roberts 32-33
 Assistant Coach Melissa Kolbe 34
 Assistant Coach Kent Miller 34
 Assistant Coach Candice Finley 35
 Director of Operations Allie Turley 35

2009-10 SEASON REVIEW
 Season In Review 36-37
 Individual Statistics 38
 Results 39
 Team Statistics 40
 Game-By-Game Statistics 41
 Team Game Highs/Lows 42
 Individual Game Highs 43
 Box Scores 44-48
 OVC 2009-10 In Review 49
 OVC Team & Individual Statistics 50-57

WOMEN'S BASKETBALL PROGRAM HISTORY
 All-Time Roster 58
 Head Coaches 59
 All-Time Honors 60-61
 Athletics Hall of Fame 62-63
 1,000-Point Club 64-65
 Individual Records 66
 NCAA & OVC Individual Record Holders 67
 Individual Single Season Records 68
 Individual Career Records 69
 Team Records 70-77
 EKV OVC Tournament Records 78-81
 EKV OVC Tournament History 82
 EKV vs. Ranked Opponents 83
 EKV In Overtime Games 83
 EKV 100-Point Games 83
 EKV Record Versus All Opponents 84-85
 Year-By-Year Results 86-93

MEDIA INFORMATION
 Ohio Valley Conference 94-95
 2010-11 Opponents 96-97
 Series History Versus 2010-11 Opponents 98-100
 Media Information 102-103

2010-11 Quick Facts

GENERAL INFORMATION
 Location Richmond, Ky.
 Founded 1906
 Enrollment 16,515
 Nickname Lady Colonels
 Colors Maroon and White
 Affiliation NCAA Division I
 Conference Ohio Valley Conference
 Arena McBrayer Arena
 Capacity 6,500
 President Dr. Doug Whitlock
 Director of Athletics Mark Sandy
 Senior Woman
 Administrator Lindsey McKaskle
 EKV Ticket Office Phone
 Number (859) 622-2122

PROGRAM INFORMATION
 First Year 1971-72
 All-Time Record 542-498
 All-Time Regular
 Season OVC Record 261-224
 NCAA Tournament
 Appearances 2 (1997, 2005)
 NCAA Tournament Record 0-2
 WNIT Appearances 1 (2002)
 WNIT Record 1-1
 OVC Regular Season
 Championships 5
 1994-95, 1996-97, 1997-98,
 2001-02, 2004-05
 OVC Tournament Championships 2
 1996-97, 2004-05

TEAM INFORMATION
 2009-10 Record 12-17
 Ohio Valley Conference 8-10
 Home 5-8
 Away 5-9
 Neutral 2-0
 Conference Finish tied for 4th/10
 Postseason ... lost at UT Martin (47-51)
 OVC Tournament First Round
 Starters Returning/Lost 4/1
 Letterwinners Returning/Lost 8/4
 Newcomers 6

COACHING STAFF
 Head Coach Chrissy Roberts
 Alma Mater Eastern Kentucky '98
 Record at EKV (Years) 19-37 (2)
 Career Record (Years) 19-37 (2)
 Assistant Coach Melissa Kolbe (3rd)
 Alma Mater Wittenberg '99
 Assistant Coach Kent Miller (3rd)
 Alma Mater Eastern Kentucky '81
 Assistant Coach ... Candice Finley (3rd)
 Alma Mater Eastern Kentucky '02
 Dir. of Operations Allie Turley (1st)
 Alma Mater Eastern Kentucky '04
 Office Phone # (859) 622-2895
 Email allie.turley@eku.edu

ATHLETIC PUBLIC RELATIONS
Assistant Director of Athletic Public Relations
(WBB Contact) Kevin Britton
 Email kevin.britton@eku.edu
 Office Phone (859) 622-2006
 Cell Phone (859) 358-8359
 Director of Athletic Public Relations Mike Clark
 Email michael.clark@eku.edu
 Assistant Director of APR ... Steve Fohl
 Email steve.fohl@eku.edu
 Athletic Public Relations
 Fax (859) 622-5108
 APR Mailing
 Address 521 Lancaster Avenue
 Alumni Coliseum 115
 Richmond, KY 40475
 EKV Athletics
 Website www.EKUSports.com
 EKV Website www.EKU.edu
 OVC Website www.OVCSports.com
 EKV Press
 Row Phone Number ... (859) 622-5908

Credits
 The 2010-11 Eastern Kentucky University Women's Basketball Informational Guide was produced by the Eastern Kentucky Athletic Public Relations Department. The guide was designed, written and edited by Kevin Britton. Editorial assistance was provided by Mike Clark, Simon Gray and the women's basketball coaching staff. Photography by Chris Radcliffe and Mark Pearson.



Numerical Roster

No.	Name	Pos.	Ht.	Cl.	Hometown (Previous School)
1	Jasmine Lewin	G	5-7	Jr.	Brampton, Ontario (St. Edmund Campion Secondary)
5	Shakeyia Colyer	G	5-8	So.	Sanford, Fla. (Lake Mary High School)
10	Raechele Gray	G	5-5	Jr.	Shelbyville, Ky. (Marshall University)
11	Jennifer Smiley	G	5-7	Fr.	Radcliff, Ky. (North Hardin High School)
12	Aimee Bouie	F	6-1	Fr.	New Castle, Del. (Alexis I. duPont High School)
14	Natasha Robinson	F	6-0	So.	Bartlett, Ill. (Kishwaukee College)
15	Reese Bass	G	5-6	Sr.	Detroit, Mich. (University of Michigan)
20	Cherie White	F	5-10	Sr.	Bonaire, Ga. (Warner Robins High School)
21	Ashley Pritchett	G	5-8	So.	Decatur, Ga. (Woodward Academy)
22	Brittany Coles	G	5-11	So.	Lexington, Ky. (Henry Clay High School)
24	Kaiti Cochren	C	6-5	Jr.	Ft. Branch, Ind. (Vincennes University)
25	Marie Carpenter	G	5-8	Fr.	Nashville, Tenn. (Ensworth School)
32	Jade Barber	F	6-2	Jr.	Louisville, Ky. (Ball State University)
33	Jasmine Stovall	G	5-9	Jr.	Lawrenceville, Ga. (University of Central Florida)
34	Nadia Mossong	F	6-0	Sr.	Bereldange, Luxembourg (University of Luxembourg)
42	Alex Jones	F/C	6-1	So.	Elizabethtown, Ky. (Elizabethtown High School)

Alphabetical Roster

No.	Name	Pos.	Ht.	Cl.	Hometown (Previous School)
32	Jade Barber	F	6-2	Jr.	Louisville, Ky. (Ball State University)
15	Reese Bass	G	5-6	Sr.	Detroit, Mich. (University of Michigan)
12	Aimee Bouie	F	6-1	Fr.	New Castle, Del. (Alexis I. duPont High School)
25	Marie Carpenter	G	5-8	Fr.	Nashville, Tenn. (Ensworth School)
24	Kaiti Cochren	C	6-5	Jr.	Ft. Branch, Ind. (Vincennes University)
22	Brittany Coles	G	5-11	So.	Lexington, Ky. (Henry Clay High School)
5	Shakeyia Colyer	G	5-8	So.	Sanford, Fla. (Lake Mary High School)
10	Raechele Gray	G	5-5	Jr.	Shelbyville, Ky. (Marshall University)
42	Alex Jones	F/C	6-1	So.	Elizabethtown, Ky. (Elizabethtown High School)
1	Jasmine Lewin	G	5-7	Jr.	Brampton, Ontario (St. Edmund Campion Secondary)
34	Nadia Mossong	F	6-0	Sr.	Bereldange, Luxembourg (University of Luxembourg)
21	Ashley Pritchett	G	5-8	So.	Decatur, Ga. (Woodward Academy)
14	Natasha Robinson	F	6-0	So.	Bartlett, Ill. (Kishwaukee College)
11	Jennifer Smiley	G	5-7	Fr.	Radcliff, Ky. (North Hardin High School)
33	Jasmine Stovall	G	5-9	Jr.	Lawrenceville, Ga. (University of Central Florida)
20	Cherie White	F	5-10	Sr.	Bonaire, Ga. (Warner Robins High School)

Head Coach: Chrissy Roberts (Eastern Kentucky, 1998), Third Season

Assistant Coaches: Melissa Kolbe (Wittenberg, 1999), Third Season

Kent Miller (Eastern Kentucky, 1981), Second Season; Candice Finley (Eastern Kentucky, 2002), Third Season

Director of Operations: Allie Turley (Eastern Kentucky, 2004), First Season

Lady Colonels By State/Country

Delaware (1)	Aimee Bouie
Florida (1)	Shakeyia Colyer
Georgia (3)	Ashley Pritchett, Jasmine Stovall, Cherie White
Illinois (1)	Natasha Robinson
Indiana (1)	Kaiti Cochren
Kentucky (5)	Jade Barber, Brittany Coles, Raechele Gray, Alex Jones, Jennifer Smiley
Michigan (1)	Reese Bass
Tennessee (1)	Marie Carpenter
Canada (1)	Jasmine Lewin
Luxembourg (1)	Nadia Mossong

Lady Colonels By Class

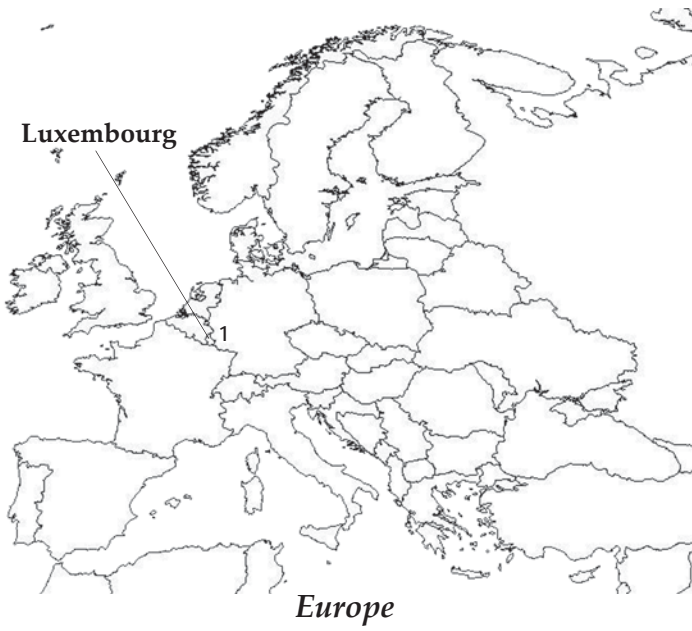
Seniors (3)	Bass, Mossong, White
Juniors (5)	Barber, Cochren, Gray, Lewin, Stovall
Sophomores (5)	Coles, Colyer, Jones, Pritchett, Robinson
Freshmen (3)	Bouie, Carpenter, Smiley

Lady Colonels By Position

Guards (9)	Bass, Carpenter, Coles, Colyer, Gray, Lewin, Pritchett, Smiley, Stovall
Forwards (6)	Barber, Bouie, A. Jones, Mossong, Robinson, White
Centers (1)	Cochren

Pronunciation Guide

Reese Bass	REE-cee
Aimee Bouie	Ah-MAY BOO-eee
Shakeyia Colyer	Sha-KEY-ah CALL-yer
Jasmine Lewin	Lou-IN
Nadia Mossong	Na-DEE-a MAH-song
Jasmine Stovall	Stove-ALL
Cherie White	Sha-REE
Melissa Kolbe	Colby





Eight letter winners, including four starters return from last season's Lady Colonel squad that finished tied for fourth in the Ohio Valley Conference, but that doesn't mean nothing has changed.

The biggest change is that a young 2009-10 team is now a seasoned, experience squad. Last season three freshmen started and played more than 23 minutes per game. Those three are now sophomores and have more experience than some players entering their junior season. In addition, two players that sat out last season as transfers – Reese Bass and Jasmine Stovall – now each bring two years of experience from the Big Ten and C-USA.

"I'm excited," head coach Chrissy Roberts said. "We had a young group last year that played a lot of minutes. The experience they got last year is showing every day in practice."

Roberts, in her third season on the EKU bench, also has two additional student-athletes that are beginning their fourth and final seasons of collegiate basketball. Last year's team began the season with a combined 106 starts at the four-year collegiate level. Roberts will begin this season with a team of players that have started 158 games.

"We have leadership and we're communicating with each other more," said Roberts. "We had Reese and Stovall sitting out last year. They bring a lot of energy and experience. They're going to contribute a lot this year."

While experience is key, the change in



Senior Nadia Mossong



Head Coach Chrissy Roberts

attitude that comes with it will be just as important to the Lady Colonels. This is no longer a squad that is unsure of itself, that doesn't know what to expect when it steps on the floor, that doesn't know the importance of practicing hard every day, and that doesn't know what it takes to be champions. The 2010-11 Lady Colonels are confident, intense, focused, and taking pride in themselves, their teammates and their program.

"Last year one of the big problems with this team was leadership," Roberts said. "Everyone was trying to find their way around, search and looking. This year the leadership is there. They're hungry. They were not pleased with our season last year. At the end of the season, they were ready to suit back up and go after it again, and it's showing now every day in practice."

The changes don't stop at experience and attitude. When the Lady Colonels take to the court this season they'll be playing an up-tempo, pressing style of play, which is a drastic contrast to Eastern's last two seasons.

"We're going to try to force the issue on both ends of the floor for 40 minutes," said Roberts. "We're going to be aggressive on both ends of the floor and our kids are excited about playing that way. We couldn't score last year. We have to put the ball in the basket. I'm hoping that our defense will lead to easier baskets but needless to say a lot of our focus this preseason is our offense."

Last year EKU held opponents to less than 60 points per game, but the offense only generated 55 points per contest.

POINT GUARDS

Reese Bass, a transfer from Michigan, will be expected to take over the point guard duties and direct the Lady Colonels offensive attack. Bass was ranked as the 62nd best senior in the nation coming out of high school.

She played in 26 games and started eight times as a freshman at Michigan in 2006-07, however over the past three seasons she's

Point Guards

- ◀ Reese Bass (Sr., 5-6)
- Ashley Pritchett (So., 5-8)
- Jennifer Smiley (Fr., 5-7)



only played in nine games. This will be the last go-around for the senior and Roberts believes Bass is set on making it a successful one.

"Reese is such an intelligent player," Roberts said. "She's like a coach on the floor. She sees things immediately; she knows when to attack and when not to push it. Now she's playing with that sense of urgency that you get when you're a senior and you know this is your last shot. Having her on the floor is really going to improve this team."

Jennifer Smiley is ready to handle the point as a true freshman. She was ranked among the top-10 seniors in Kentucky last year, has a great understanding of the game and has impressed her coaches in preseason practice. Sophomore Shakeyia Colyer was the team's point guard for the final two months of the 2009-10 season and played well. If Smiley continues to develop Colyer will see more time on the wing this year. Sophomore Ashley Pritchett provides depth at the point.

WINGS

With a host of talented wing players, Roberts will have the option of utilizing three – or



four – guards in the team's new up-tempo style of play.

"The depth of our team is going to be very important for the style we want to play," Roberts said. "We are deeper than we have been in

the past, which is exciting and encouraging. You probably won't see a player average 30 minutes per game. Being able to go nine or 10 deep will be huge."

Colyer and Brittany Coles combined to start 28 games last season as freshmen. Colyer averaged 11.5 points, five rebounds and 1.7 assists over the final 13 games. She led the squad in three-point shooting (39.6 percent) and finished fourth in scoring. Coles averaged 7.9 points and led the team with 30 three-point field goals. Both players can take their opponent off the dribble or set up from deep.

Jasmine Stovall sat out last season after transferring from Central Florida. The junior will debut as one of the most athletic players in the conference. Freshman Marie Carpenter, a two-time Miss Basketball finalist in Tennessee, will provide the Lady Colonels with a great mid-range game and additional athleticism.

Nadia Mossong begins her senior season healthier than she has been in a long time.



Senior Cherie White

She was selected to the 2009-10 Preseason All-OVC team, but was limited to only 12 minutes per game her junior season. She capped the season with nine points and eight rebounds against Tennessee-Martin in the OVC tournament.

Junior Jasmine Lewin provides additional depth on the wing.

Wings

- Marie Carpenter (Fr., 5-8)
- ◀ Brittany Coles (So., 5-11)
- Shakeyia Colyer (So., 5-8)
- Jasmine Lewin (Jr., 5-7)
- Nadia Mossong (Sr., 6-0)
- Jasmine Stovall (Jr., 5-9)

POSTS

Roberts has the luxury of having one of the top post players in the OVC in sophomore Alex Jones. As a freshman last season she earned second team All-OVC honors after leading the team in scoring (12 ppg), rebounding (8.7 rpg), steals, blocks and field goal percentage. She was the only player in the conference to rank in the top-10 in scoring (10th), rebounding (2nd), field goal percentage (3rd), steals (6th) and blocks (3rd). She also became the fifth Lady Colonel in history to score 345 or more points and grab 250 or more rebounds in the same season.

This season Jones is in better shape and will have no problem getting up and down

the court as the Lady Colonels increase the tempo.

Senior Cherie White, junior Kaiti Cochren and freshman Aimee Bouie offer depth in the post for Roberts. White has had the best preseason of her career. After averaging 8.3 points and 6.5 rebounds per game as a sophomore, she saw those numbers fall to 4.8 points and 3.8 rebounds per game last season. The 6-foot-5 Cochren saw limited playing time in her first season as a Lady Colonel, but appears to have rededicated herself in the offseason and has been much more aggressive in preseason practice. Bouie was ranked as the 40th best small forward in the nation as a high school senior. She'll need time to adjust to the speed of the college game but could prove to be an impact player off the bench by the end of the season.

SCHEDULE

The Lady Colonels will play 27 regular season games beginning with a home contest against Chicago State on Nov. 13. EKU's schedule includes 18 conference games

and nine non-conference games. Four OVC games will be played before the end of December.

The Lady Colonels will face two teams from the Sun Belt Conference and two teams from the Mid-American Conference (MAC).

"This is a great schedule for our team," Roberts said. "I expect this team to compete with every team we play. We have five games in November to get ready for OVC play in December. Those first four conference games are going to go a long way in determining who is going to win the title. We have to be ready from the start."

The Lady Colonels will play five games against teams that won 20 or more games last season, and play 11 games against teams that had a .500 or better record in their conference a year ago.

The OVC tournament begins on March 2. The entire tournament will be held in Nashville this year. The top eight teams in the conference standings will advance to the tournament. The top two teams will receive two byes and play their first tournament game in the semifinals. The NCAA tournament begins with first round action on March 19 and 20.

2010-11 Preseason All-Ohio Valley Conference Team

Name	School	Pos.	Cl.	HL
Chynna Bozeman	MOR	G	Sr.	5-10
Ta' Kenya Nixon	EIU	G	So.	5-8
Tacarra Hayes	TTU	G	Jr.	5-7
Alex Jones	EKU	F/C	So.	6-0
Alecia Weatherly	UTM	G	Sr.	5-11
Kellie Cook	TTU	G	So.	5-11
Jasmine Rayner	APSU	P	Jr.	5-11
Rachael Isom	MUR	G	Jr.	5-8
Courtney Lumpkin	MOR	G	Jr.	5-8
Brittany Wiley	JSU	P	Jr.	5-11

OVC Preseason Player of the Year
Chynna Bozeman, Morehead State

2010-11 OVC Predicted Order Of Finish

Selected by OVC Head Coaches and Sports Information Directors

1. Eastern Illinois (10) 151
2. Morehead State (7) 147
3. Austin Peay (3) 120
4. Tennessee Tech 117
5. Tennessee-Martin 97
6. Murray State 83
- 7. Eastern Kentucky 79**
8. Tennessee State 45
9. Jacksonville State 31
10. Southeast Missouri 30

First place votes in parentheses.
Schools were not allowed to rank their own team.
Nine points awarded for a first-place vote, eight for second, etc.





#15 • Senior • Guard • 5-6

Reese Bass

Detroit, Mich. (University of Michigan)

Youth Development Festival ... National Honor Society member.

PERSONAL

Full name is Sireece Bass ... born May 31, 1988 ... daughter of Marilyn Carroway ... earned her undergraduate degree in general studies/arts and science ... will seek a graduate degree in corrections during the 2010-11 academic year.

AS A JUNIOR IN 2009-10

Practiced with the team, but in accordance with NCAA transfer rules was not eligible to compete in games ... 2009-10 Colonel Scholar.

AS A SOPHOMORE IN 2007-08 (at University of Michigan)

Earned second varsity letter ... played in nine games her sophomore season ... averaged 2.3 minutes per game ... averaged 0.6 points and 0.2 assists ... scored a season-high five points against Southern California (Dec. 10, 2007).

AS A FRESHMAN IN 2006-07 (at University of Michigan)

Played in 26 games and started eight times ... averaged 2.3 points, 1.3 assists and 13.7 minutes per contest ... led Michigan freshmen and ranked third on the team in assists ... led or shared the team lead in assists six times ... scored a career-best 10 points against Illinois (Jan. 4, 2007) ... grabbed a career-best four rebounds against Detroit (Nov. 20, 2006) ... dished out a career-high four assists at Toledo (Nov. 22, 2006) ... played a career-high 34 minutes at Indiana (Dec. 31, 2006).

HIGH SCHOOL

As a prep player at Pershing High School, Bass was a finalist for Michigan's Miss Basketball award after averaging 19 points, eight assists and five steals her senior season ... was selected honorable mention All-America by three organizations, McDonalds, Women's Basketball Coaches Association and *Street & Smith's* ... was ranked as the 62nd best senior in the nation by Blue Star Report and earned all-state honors from the Basketball Coaches Association of Michigan, the Associated Press, the *Detroit News* and the *Detroit Free Press* as a sophomore and a senior ... played on three district, two league and one city championship team ... led team to a 20-2 record and the state regional semifinals as a senior ... in 2005, Bass was selected as one of 48 high school players to participate in the USA Basketball Women's



Reese's Career Statistics

Year	GP-GS	Min/Avg.	FG-FGA	Pct.	3FG-3FGA	Pct.	FT-FTA	Pct.	OR-DR	Reb/Avg.	PF-FO	Ast/Avg.	TO	BLK	Stl/Avg.	Pts/Avg.
At Michigan																
2006-07	26-8	357/13.7	23-83	.277	7-26	.269	8-14	.571	6-22	28/1.1	31-0	34/1.3	38	1	9/0.3	61/2.3
2007-08	9-0	21/2.3	2-7	.286	1-3	.333	0-0	.000	0-0	0/0.0	4-0	2/0.2	4	0	0/0.0	5/0.6
2008-09	Did Not Play															
At Eastern Kentucky																
2009-10	Did Not Play															
TOTALS	35-8	378/10.8	25-90	.277	8-29	.276	8-14	.571	6-22	28/0.8	35-0	36/1.0	42	1	9/0.3	66/1.8

Reese's Career Postseason Statistics

Year	GP-GS	Min/Avg.	FG-FGA	Pct.	3FG-3FGA	Pct.	FT-FTA	Pct.	OR-DR	Reb/Avg.	PF-FO	Ast/Avg.	TO	BLK	Stl/Avg.	Pts/Avg.
At Michigan																
2006-07	1-0	3/3.0	2-2	1.000	1-1	1.000	0-0	.000	1-0	1/1.0	0-0	0/0.0	0	0	0/0.0	5/5.0
2007-08	2-0	4/2.0	0-2	.000	0-0	.000	0-0	.000	0-0	0/0.0	0-0	0/0.0	3	0	0/0.0	0/0.0
At Eastern Kentucky																
2009-10	Did Not Play															
TOTALS	3-0	7/2.3	2-4	.500	1-1	1.000	0-0	.000	1-0	1/0.3	0-0	0/0.0	3	0	0/0.0	5/1.7



2006-07 Game-By-Game At Michigan


Opponent	GS	Min	FG-A	Pct.	3FG-A	Pct.	FT-A	Pct.	Off	Def	Tot	PF	A	TO	Blk	S	Pts	
ARKANSAS-PB	16	2-5	.400	1-2	.500	1-2	.500	0	0	0	2	2	0	0	0	0	6	
BALL STATE	16	1-4	.250	0-2	.000	0-0	.000	0	0	0	3	2	3	0	0	2		
at UNLV	• 22	2-6	.333	1-2	.500	1-2	.500	0	2	2	1	1	4	0	0	6		
DETROIT	• 13	1-4	.250	1-1	1.000	2-2	1.000	1	3	4	3	0	2	0	0	5		
at Toledo	• 21	0-3	.000	0-2	.000	0-0	.000	0	1	1	1	4	3	0	0	0		
No. 5 DUKE	• 18	1-5	.200	0-1	.000	0-0	.000	0	0	0	4	3	2	0	1	2		
at Central Michigan	15	0-2	.000	0-1	.000	0-0	.000	0	3	3	1	3	4	0	1	0		
NOTRE DAME	13	0-1	.000	0-1	.000	1-4	.250	0	2	2	1	1	0	0	1	1		
MIAMI (FLA.)		Did Not Play																
at Miami (Ohio)	4	0-1	.000	0-0	.000	0-0	.000	0	0	0	0	1	0	0	0	0		
at No. 25 Nebraska	2	0-0	.000	0-0	.000	0-0	.000	0	0	0	2	0	1	0	0	0		
DARTMOUTH		Did Not Play																
ST. BONAVENTURE		Did Not Play																
at No. 13 Purdue	16	2-5	.400	0-0	.000	0-0	.000	0	1	1	1	0	3	0	1	4		
at Indiana	• 34	2-4	.500	1-2	.500	0-0	.000	1	2	3	2	1	2	0	0	5		
ILLINOIS	• 26	4-10	.400	0-2	.000	2-2	1.000	0	0	3	3	2	0	2	10			
PENN STATE	• 29	1-6	.167	0-1	.000	0-0	.000	0	1	1	4	3	0	0	2			
WISCONSIN	• 20	1-5	.200	0-0	.000	0-0	.000	1	2	0	0	1	0	2	2			
at Penn State	8	0-1	.000	0-0	.000	0-0	.000	0	0	0	0	2	0	0	0			
No. 23 MICHIGAN ST.	13	1-3	.333	1-2	.500	1-2	.500	0	1	1	2	0	0	0	3			
at Wisconsin	3	0-1	.000	0-0	.000	0-0	.000	0	0	0	0	1	0	0	0			
INDIANA	18	1-3	.333	1-2	.500	1-2	.500	0	3	3	0	3	1	0	0	4		
at Illinois	22	1-6	.167	0-1	.000	0-0	.000	1	1	2	1	1	1	0	2			
NORTHWESTERN	4	1-3	.333	0-1	.000	0-0	.000	0	0	0	0	0	0	0	1	2		
at Iowa		Did Not Play																
No. 16 PURDUE	3	0-0	.000	0-0	.000	0-0	.000	0	0	0	0	0	1	0	0	0		
at Northwestern	2	0-1	.000	0-1	.000	0-0	.000	0	0	0	1	0	0	0	0	0		
at Minnesota	7	0-1	.000	0-0	.000	0-0	.000	0	0	0	1	2	0	0	0	0		
No. 5 OHIO STATE	9	0-1	.000	0-1	.000	0-0	.000	1	1	2	0	2	3	0	0	0		
vs. Wisconsin	3	2-2	1.000	1-1	1.000	0-0	.000	1	0	1	0	0	0	0	0	5		

2007-08 Game-By-Game At Michigan

Opponent	GS	Min	FG-A	Pct.	3FG-A	Pct.	FT-A	Pct.	Off	Def	Tot	PF	A	TO	Blk	S	Pts	
AKRON		Did Not Play																
at Cincinnati		Did Not Play																
at Miami (Fla.)	0+	0-0	.000	0-0	.000	0-0	.000	0	0	0	0	0	0	0	0	0	0	
vs. Iowa State	1	0-0	.000	0-0	.000	0-0	.000	0	0	0	1	0	0	0	0	0	0	
vs. Belmont	3	0-0	.000	0-0	.000	0-0	.000	0	0	0	0	0	1	0	0	0	0	
at No. 13 Texas A&M		Did Not Play																
at No. 22 Notre Dame		Did Not Play																
KENTUCKY	2	0-0	.000	0-0	.000	0-0	.000	0	0	0	0	0	1	0	0	0	0	
SOUTHERN CAL	6	2-3	.667	1-2	.500	0-0	.000	0	0	0	1	1	0	0	0	5		
OHIO		Did Not Play																
IOWA		Did Not Play																
at No. 21 Ohio State		Did Not Play																
NORTHWESTERN	3	0-2	.000	0-1	.000	0-0	.000	0	0	0	1	0	0	0	0	0	0	
at Purdue		Did Not Play																
MICHIGAN STATE		Did Not Play																
at Wisconsin		Did Not Play																
at Penn State		Did Not Play																
INDIANA		Did Not Play																
at Iowa		Did Not Play																
at Michigan State		Did Not Play																
ILLINOIS		Did Not Play																
PENN STATE		Did Not Play																
at Northwestern		Did Not Play																
at Indiana		Did Not Play																
PURDUE	2	0-0	.000	0-0	.000	0-0	.000	0	0	0	1	0	0	0	0	0	0	
at Illinois		Did Not Play																
WISCONSIN		Did Not Play																
MINNESOTA		Did Not Play																
vs. Penn State		Did Not Play																
vs. Iowa		Did Not Play																
VCU	3	0-0	.000	0-0	.000	0-0	.000	0	0	0	0	0	0	1	0	0	0	
SOUTHERN MISS	1	0-2	.000	0-0	.000	0-0	.000	0	0	0	0	0	0	2	0	0	0	
at Michigan State		Did Not Play																

Reese's Career Highs

- Points** 10, vs. Illinois, 01/04/07
- Rebounds** 4, vs. Detroit, 11/20/06
- Assists** 4, at Toledo, 11/22/06
- Steals** 2, vs. Illinois, 01/04/07
vs. Wisconsin, 01/11/07
- Blocks** 1, at Illinois, 02/01/07
- Minutes** 34, at Indiana, 12/31/06
- FG** 4, vs. Illinois, 01/04/07
- FGA** 10, vs. Illinois, 01/04/07
- 3FG** 1, eight times, last - vs. Southern Cal, 12/20/07
- 3FGA** 2, nine times, last - vs. Southern Cal, 12/20/07
- FT** 4, vs. Notre Dame, 12/01/06
- FTA** 4, vs. Notre Dame, 12/01/06
- OReb** 1, six times, last - vs. Wisconsin, 03/01/07
- DReb** 3, vs. Detroit, 11/20/06
at Central Michigan, 11/28/06
vs. Indiana, 01/28/07





#34 • Senior • Forward • 6-0

Nadia Mossong

Bereldange, Luxembourg (Univ. of Luxembourg)

AS A JUNIOR IN 2009-10

Selected to the 10-member preseason All-Ohio Valley Conference team ... averaged 3.2 points and 3.7 rebounds per game ... played an average of 11.7 minutes per game ... averaged a team-best 12.8 rebounds per 40 minutes ... posted the second best free throw percentage on the team (75.8 percent) ... began the season by scoring 10 points and grabbing six rebounds in 16 minutes of action at Western Kentucky ... had 10 rebounds and seven points against Florida Atlantic (Nov. 21) ... scored 10 points in only nine minutes of play at Tennessee State (Jan. 31) ... capped the season by contributing nine points and eight rebounds in the OVC tournament against Tennessee-Martin ... earned the Ohio Valley Conference Medal of Honor, which is given annually to the student-athletes that achieve the highest grade point average in a conference-sponsored sport ... earned a spot on the Ohio Valley Conference Commissioner's Honor Roll ... 2009-10 Colonel Scholar ... 2009-10 Presidential Scholar (4.0 GPA).

AS A SOPHOMORE IN 2008-09

Finished her sophomore season among the top-10 in the Ohio Valley Conference in rebounding and top-25 in scoring ... also had the 14th best free throw percentage in the conference ... tied or surpassed her career-high for rebounds nine times during her sophomore season ... set a new career-high with seven boards in the first game of the season, two days after setting a new career-high of nine rebounds against Tennessee Tech (Feb. 5) she reached double digits for the first time with 12 boards against Jacksonville State (Feb. 7) ... turned in her first career double-double against Eastern Illinois (Feb. 14), finishing with 14 points and 12 rebounds ... after having never scored more than four points in a game during her freshman season, Mossong finished with 20 points in the first game of her sophomore campaign ... she scored 21

points, grabbed eight boards and dished out five assists against Murray State (Dec. 4) ... against Jacksonville State (Jan. 8) Mossong set a new career-high with 25 points, making 14-of-16 attempts from the free throw line, and added seven rebounds and five assists ... earned a spot on the Ohio Valley Conference Commissioner's Honor Roll ... 2008-09 Colonel Scholar.

AS A FRESHMAN IN 2007-08

Averaged 1.5 points and 1.8 rebounds her first season ... shot 40 percent from the field and 72.2 percent from the free throw line ... played in 26 games ... started the first collegiate game she ever played in, finishing with five rebounds and three steals against West Virginia Tech (Nov. 17) ... scored her first collegiate points on two free throws against Alabama State (Dec. 2) ... connected on her first collegiate field goal against Tennessee-Martin (Dec. 19) ... finished with a season-best six rebounds in the game against Alabama State ... hit her first collegiate three-pointer against Eastern Illinois (Dec. 21) ... scored a season-high



Nadia's Career Statistics

Year	GP-GS	Min/Avg.	FG-FGA	Pct.	3FG-3FGA	Pct.	FT-FTA	Pct.	OR-DR	Reb/Avg.	PF-FO	Ast/Avg.	TO	BLK	Stl/Avg.	Pts/Avg.
2007-08	26-1	180/6.9	12-30	.400	3-10	.300	13-18	.722	10-37	47/1.8	26-0	7/0.3	16	1	10/0.4	40/1.5
2008-09	27-27	715/26.5	75-201	.373	21-75	.280	72-102	.706	61-114	175/6.5	101-5	42/1.6	87	6	20/0.7	243/9.0
2009-10	26-1	303/11.7	26-66	.394	6-21	.286	25-33	.758	32-65	97/3.7	36-1	9/0.4	38	5	8/0.3	83/3.2
TOTALS	79-29	1198/15.2	113-297	.380	30-106	.283	110-153	.719	103-216	319/4.0	163-6	58/0.7	141	12	38/0.5	366/4.6

Nadia's Career Ohio Valley Conference Statistics

Year	GP-GS	Min/Avg.	FG-FGA	Pct.	3FG-3FGA	Pct.	FT-FTA	Pct.	OR-DR	Reb/Avg.	PF-FO	Ast/Avg.	TO	BLK	Stl/Avg.	Pts/Avg.
2007-08	19-0	123/6.5	10-21	.476	2-8	.250	11-15	.733	5-24	29/1.5	18-0	6/0.3	12	1	5/0.3	33/1.7
2008-09	18-18	477/26.5	52-145	.359	17-58	.293	51-72	.708	39-89	128/7.1	66-3	27/1.5	49	4	10/0.6	172/9.6
2009-10	15-0	132/8.8	15-40	.375	3-10	.300	7-10	.700	13-24	37/2.5	20-1	2/0.1	17	2	3/0.2	40/2.7
TOTALS	52-18	732/14.1	77-206	.374	22-76	.289	69-97	.711	57-137	194/3.7	104-4	35/0.7	78	7	18/0.3	245/4.7

Nadia's Career Postseason Statistics

Year	GP-GS	Min/Avg.	FG-FGA	Pct.	3FG-3FGA	Pct.	FT-FTA	Pct.	OR-DR	Reb/Avg.	PF-FO	Ast/Avg.	TO	BLK	Stl/Avg.	Pts/Avg.
2007-08	0-0	0/0.0	0-0	.000	0-0	.000	0-0	.000	0-0	0/0.0	0-0	0/0.0	0	0	0/0.0	0/0.0
2008-09	0-0	0/0.0	0-0	.000	0-0	.000	0-0	.000	0-0	0/0.0	0-0	0/0.0	0	0	0/0.0	0/0.0
2009-10	1-0	20/20.0	3-4	.750	1-1	1.000	2-2	1.000	4-4	8/8.0	3-0	1/1.0	3	1	1/1.0	9/9.0
TOTALS	1-0	20/20.0	3-4	.750	1-1	1.000	2-2	1.000	4-4	8/8.0	3-0	1/1.0	3	1	1/1.0	9/9.0



five points and added three rebounds against Southeast Missouri State (Feb. 23) ... earned a spot on the Ohio Valley Conference Commissioner's Honor Roll.

HIGH SCHOOL

Played for the BBC Residence Walferdange club team ... averaged 7.1 points, 6.3 rebounds, 3.3 steals and 1.3 assists per game during the 2005-06 season ... averaged 12.3 points and 9.6 rebounds during the 2006-07 season ... season highs included 26 points, 17 rebounds and eight steals ... competed for the Luxembourg National Team in the FIBA European Championship qualification games in September 2007 ... started twice in three games and averaged 7.3 points, 4.0 rebounds

and 1.0 assists per game ... played 74 minutes over three games and committed just six turnovers ... in her best game she scored 11 points and grabbed four rebounds against Estonia on September 5, connecting on 4-of-10 shots from the field, including 1-of-3 from three-point range ... she also dished out four assists and made two steals.

PERSONAL

Full name is Nadia Mossong ... born April 9, 1986 ... daughter of Michel and Marie-Claire Mossong ... has one sister - Isabelle ... earned her undergraduate degree in broadcasting and electronic media in three years, will seek a graduate degree in sports administration during the 2010-11 academic year.

2007-08 Game-By-Game

Table with columns: Opponent, GS, Min, FG-A, Pct., 3FG-A, Pct., FT-A, Pct., Off, Def, Tot, PF, A, TO, Blk, S, Pts. Lists game statistics for 2007-08 season.

2008-09 Game-By-Game

Table with columns: Opponent, GS, Min, FG-A, Pct., 3FG-A, Pct., FT-A, Pct., Off, Def, Tot, PF, A, TO, Blk, S, Pts. Lists game statistics for 2008-09 season.

2009-10 Game-By-Game

Table with columns: Opponent, GS, Min, FG-A, Pct., 3FG-A, Pct., FT-A, Pct., Off, Def, Tot, PF, A, TO, Blk, S, Pts. Lists game statistics for 2009-10 season.

Nadia's Career Highs

- Points 25, vs. Jacksonville State, 01/08/09
Rebounds 12, at Jacksonville State, 02/07/09
Assists 6, vs. Ohio Valley University, 11/14/08
Steals 3, vs. West Virginia Tech, 11/17/07
Blocks 1, twelve times, last - at UT Martin, 03/02/10
Minutes 38, vs. Murray State, 12/04/08
FG 8, vs. Ohio Valley University, 11/14/08
FGA 15, at Tennessee Tech, 02/05/09
3FG 4, vs. Murray State, 12/04/08
3FGA 7, vs. Murray State, 12/04/08
FT 14, vs. Jacksonville State, 01/08/09
FTA 16, vs. Jacksonville State, 01/08/09
OReb 6, vs. Western Kentucky, 11/23/08
DReb 9, vs. Florida Atlantic, 11/21/09



#20 • Senior • Forward • 5-10

Cherie White

Bonaire, Ga. (Warner Robins HS)

games and started once ... contributed 3.5 points and 2.5 rebounds per game ... shot 42.5 percent from the field and 55.6 percent from three point range ... posted a 1.9 assist-to-turnover ratio ... scored her first points in her first collegiate game, finishing with five points on 1-of-2 shooting from the field and 3-for-3 shooting from the charity stripe against West Virginia Tech (Nov. 17) ... scored a season-high 11 points against Jacksonville State (Jan. 17) ... matched that total with 11 points against Jacksonville State again on February 14 ... had a season-high five rebounds on four occasions ... in her first collegiate start, on Janu-

AS A JUNIOR IN 2009-10

Played in all 29 games ... started the first 25 games of the season ... seventh on the team in scoring (4.8 ppg) ... fourth on the squad in rebounding (3.8 rpg) ... third on the team in steals (1.0 spg) ... scored a season-high 15 points against Austin Peay (Jan. 28), to go along with eight rebounds ... ran her streak of consecutive games with at least one rebound to 66 before it ended against Southeast Missouri (Jan. 16) ... contributed 12 points, six rebounds and three assists against Davis & Elkins (Dec. 11) ... had 12 points and tied her career-best with four steals against Tennessee-Martin (Dec. 5) ... scored in double figures five times ... 2009-10 Colonel Scholar.

AS A SOPHOMORE IN 2008-09

Finished her sophomore season tied for eighth in the conference in rebounding and among the top-15 in steals ... after only scoring in double figures twice during her freshman season, White scored 10 or more points 10 times during her sophomore campaign ... recorded her first career double-double against Southeast Missouri (Feb. 12), finishing with 13 points and a career-high 14 rebounds ... had 11 boards against Jacksonville State (Feb. 7) ... missed a double-double by either one point or one rebound, or one of each, five times ... entered her junior season having grabbed at least one rebound in 50 straight games ... totaled eight or more rebounds 10 times ... set a new career-high with 12 points in EKU's season opener ... established a new career-best with 16 points against Tennessee-Martin (Dec. 6) ... set a career-high with four steals against Jacksonville State (Jan. 8) and matched it with four against SIU Edwardsville (Jan. 19) ... 2008-09 Colonel Scholar.

AS A FRESHMAN IN 2007-08

Made an immediate impact as a true freshman ... played in all 28



Cherie's Career Statistics

Year	GP-GS	Min/Avg.	FG-FGA	Pct.	3FG-3FGA	Pct.	FT-FTA	Pct.	OR-DR	Reb/Avg.	PF-FO	Ast/Avg.	TO	BLK	Stl/Avg.	Pts/Avg.
2007-08	28-1	429/15.3	37-87	.425	5-22	.227	20-36	.556	27-44	71/2.5	60-2	26/0.9	14	4	26/0.9	99/3.5
2008-09	27-26	855/31.7	85-230	.370	12-68	.176	41-70	.586	57-118	175/6.5	83-3	48/1.8	61	9	38/1.4	223/8.3
2009-10	29-26	684/23.6	48-138	.348	0-2	.000	42-63	.667	28-82	110/3.8	74-3	37/1.3	49	11	29/1.0	138/4.8
TOTALS	84-53	1968/23.4	170-455	.374	17-92	.185	103-169	.609	112-244	356/4.2	217-8	111/1.3	124	24	93/1.1	460/5.5


Cherie's Career Ohio Valley Conference Statistics

Year	GP-GS	Min/Avg.	FG-FGA	Pct.	3FG-3FGA	Pct.	FT-FTA	Pct.	OR-DR	Reb/Avg.	PF-FO	Ast/Avg.	TO	BLK	Stl/Avg.	Pts/Avg.
2007-08	20-1	320/16.0	28-63	.444	3-16	.188	12-24	.500	23-37	60/3.0	43-2	20/1.0	10	3	16/0.8	71/3.6
2008-09	18-18	574/31.9	53-149	.356	6-42	.143	34-62	.548	42-72	114/6.3	58-3	32/1.8	37	7	21/1.2	146/8.1
2009-10	18-16	411/22.8	33-90	.367	0-1	.000	24-38	.632	18-53	71/3.9	46-2	19/1.1	29	8	20/1.1	90/5.0
TOTALS	56-35	1305/23.3	114-302	.377	9-59	.153	70-124	.565	83-162	245/4.4	147-7	71/1.3	76	18	57/1.1	307/5.5

Cherie's Career Postseason Statistics

Year	GP-GS	Min/Avg.	FG-FGA	Pct.	3FG-3FGA	Pct.	FT-FTA	Pct.	OR-DR	Reb/Avg.	PF-FO	Ast/Avg.	TO	BLK	Stl/Avg.	Pts/Avg.
2007-08	1-0	11/11.0	0-0	.000	0-0	.000	0-2	.000	0-2	2/2.0	2-0	0/0.0	2	0	1/1.0	0/0.0
2008-09	0-0	0/0.0	0-0	.000	0-0	.000	0-0	.000	0-0	0/0.0	0-0	0/0.0	0	0	0/0.0	0/0.0
2009-10	1-0	2/2.0	0-0	.000	0-0	.000	0-0	.000	0-0	0/0.0	5-1	0/0.0	0	0	0/0.0	0/0.0
TOTALS	2-0	13/6.5	0-0	.000	0-0	.000	0-2	.000	0-2	2/1.0	7-1	0/0.0	2	0	1/0.5	0/0.0





#24 • Junior • Center • 6-5

Kaiti Cochren

Ft. Branch, Ind. (Vincennes University)

AS A SOPHOMORE IN 2009-10

Played in 13 games in her first season as a Lady Colonel ... averaged 0.7 points and 0.8 rebounds per game ... had a season-high three points against Davis & Elkins (Dec. 11) ... had a season-best three rebounds at Eastern Illinois (Feb. 13) ... had one blocked shot against Tennessee Tech (Jan. 9) and Southeast Missouri (Feb. 11).

AS A REDSHIRT FRESHMAN IN 2008-09 (at Vincennes University)

Played one season at Vincennes College and joined the Lady Colonels with three seasons of eligibility remaining ... ranked as the 17th best junior college center by the Collegiate Girls Basketball Report ... averaged 3.1 points, 3.9 rebounds and 1.6 blocks per game while helping Vincennes reach the national tournament.

AS A FRESHMAN IN 2007-08 (at Vincennes University)

Medical redshirt.

Question & Answer

What does being a Lady Colonel mean to you?
"Being a Lady Colonel to me means being part of a family, working together as a team and achieving our goals."

What do you think of when you think of the Lady Colonel basketball program?
"I think of a close group of women who are striving for one goal."

What does Coach Roberts mean to you?
"Coach Roberts to me is a leader. Even when you are having a bad day, she can make you laugh. She is a friend and a coach."

Why did you come to EKU?
"I came to EKU because of the great academic atmosphere it has, and the way the team and coaching staff were so welcoming."

HIGH SCHOOL

As a senior at Wood Memorial High School in 2006-07 Cochren led her team to the class A state championship game ... in a 54-46 championship game loss she posted a triple-double with 17 points, 13 rebounds and a state finals record 10 blocks ... averaged 16 points, 10.3 boards and 7.3 blocks per game her senior season ... was chosen as a member of the HBCA All-Star team and the *Courier & Press* All-Southwestern Indiana team ... 2006-07 *Daily Clarion* Gibson County Female Athlete of the Year ... led team to three straight sectional championships ... led the state in blocked shots as a junior and a senior.

PERSONAL

Full name is Kaitlin Cochren ... born May 31, 1989 ... daughter of Chuck Cochren and Sally Matthis ... has four brothers – Jon Micheal, Cameron, Jackson and Bo ... majoring in general studies/business and technology.



Kaiti's Career Statistics

Year	GP-GS	Min/Avg.	FG-FGA	Pct.	3FG-3FGA	Pct.	FT-FTA	Pct.	OR-DR	Reb/Avg.	PF-FO	Ast/Avg.	TO	BLK	Stl/Avg.	Pts/Avg.
At Vincennes University																
2007-08	Medical Redshirt															
2008-09	29	---	29-39	.342	0-0	.000	10-17	.588	31-83	114/3.9	---	17/0.6	33	46	13/0.4	88/3.0
At Eastern Kentucky																
2009-10	13-0	54/4.2	3-9	.333	0-0	.000	3-5	.600	3-8	11/0.8	15-0	1/0.1	7	2	0/0.0	9/0.7
TOTALS	42	54/4.2	32-48	.667	0-0	.000	13-22	.591	34-91	125/2.9	15-0	18/0.4	40	48	13/0.3	97/2.3

Kaiti's Career Ohio Valley Conference Statistics

Year	GP-GS	Min/Avg.	FG-FGA	Pct.	3FG-3FGA	Pct.	FT-FTA	Pct.	OR-DR	Reb/Avg.	PF-FO	Ast/Avg.	TO	BLK	Stl/Avg.	Pts/Avg.
2009-10	9-0	23/2.6	1-5	.200	0-0	.000	0-1	.000	3-1	4/0.4	7-0	1	7	2	0	2/0.2
TOTALS	9-0	23/2.6	1-5	.200	0-0	.000	0-1	.000	3-1	4/0.4	7-0	1	7	2	0	2/0.2

Kaiti's Career Postseason Statistics

Year	GP-GS	Min/Avg.	FG-FGA	Pct.	3FG-3FGA	Pct.	FT-FTA	Pct.	OR-DR	Reb/Avg.	PF-FO	Ast/Avg.	TO	BLK	Stl/Avg.	Pts/Avg.
2009-10	0-0	0/0.0	0-0	.000	0-0	.000	0-0	.000	0-0	0/0.0	0-0	0/0.0	0	0	0/0.0	0/0.0
TOTALS	0-0	0/0.0	0-0	.000	0-0	.000	0-0	.000	0-0	0/0.0	0-0	0/0.0	0	0	0/0.0	0/0.0



2009-10 Game-By-Game

Opponent	GS	Min	FG-A	Pct.	3FG-A	Pct.	FT-A	Pct.	Off	Def	Tot	PF	A	TO	Blk	S	Pts
at Western Kentucky	6		1-2	.500	0-0	.000	0-0	.000	0	1	1	2	0	0	0	0	2
at Wright State	8		0-0	.000	0-0	.000	0-0	.000	0	2	2	3	0	0	0	0	0
FLORIDA ATLANTIC vs. Towson			Did Not Play														
vs. Bethune-Cookman			Did Not Play														
at Murray State	1		0-0	.000	0-0	.000	0-0	.000	0	0	0	0	0	0	0	0	0
at UT Martin			Did Not Play														
at West Virginia	13		0-0	.000	0-0	.000	2-2	1.000	0	2	2	3	0	0	0	0	2
DAVIS & ELKINS	4		1-2	.500	0-0	.000	1-2	.500	0	2	2	0	0	0	0	0	3
at Cincinnati			Did Not Play														
CENTRAL ARKANSAS			Did Not Play														
TENNESSEE STATE	1		0-0	.000	0-0	.000	0-0	.000	0	0	0	2	0	1	0	0	0
AUSTIN PEAY			Did Not Play														
at Jacksonville State	3		0-0	.000	0-0	.000	0-0	.000	0	0	0	1	0	2	0	0	0
at Tennessee Tech	3		0-1	.000	0-0	.000	0-1	.000	0	0	0	0	0	0	1	0	0
EASTERN ILLINOIS			Did Not Play														
SOUTHEAST MO.	2		0-0	.000	0-0	.000	0-0	.000	0	0	0	1	0	1	0	0	0
SIU EDWARDSVILLE			Did Not Play														
MOREHEAD STATE			Did Not Play														
at Austin Peay	2		0-0	.000	0-0	.000	0-0	.000	0	0	0	1	0	1	0	0	0
at Tennessee State	2		0-1	.000	0-0	.000	0-0	.000	0	0	0	0	0	0	0	0	0
TENNESSEE TECH			Did Not Play														
JACKSONVILLE STATE			Did Not Play														
at Southeast Mo.	4		0-2	.000	0-0	.000	0-0	.000	1	0	1	0	0	1	1	0	0
at Eastern Illinois	5		1-1	1.000	0-0	.000	0-0	.000	2	1	3	2	1	1	0	0	2
at Morehead State			Did Not Play														
UT MARTIN			Did Not Play														
MURRAY STATE			Did Not Play														
at UT Martin			Did Not Play														

Kaiti's EKU Career Highs

Points	3, vs. Davis & Elkins College, 12/11/09
Rebounds	3, at Eastern Illinois, 02/13/10
Assists	1, at Eastern Illinois, 02/13/10
Steals	none
Blocks	1, at Tennessee Tech, 01/09/10 at Southeast Missouri, 02/11/10
Minutes	13, at West Virginia, 12/08/09
FG	1, at Western Kentucky, 11/14/09 vs. Davis & Elkins College, 12/11/09 at Eastern Illinois, 02/13/10
FGA	2, at Western Kentucky, 11/14/09 vs. Davis & Elkins College, 12/11/09 at Southeast Missouri, 02/11/10
3FG	none
3FGA	none
FT	2, at West Virginia, 12/08/09
FTA	2, at West Virginia, 12/08/09 vs. Davis & Elkins College, 12/11/09
OReb	2, at Eastern Illinois, 02/13/10
DReb	2, at Wright State, 11/19/09 at West Virginia, 12/08/09 vs. Davis & Elkins, 12/11/09





#1 • Junior • Guard • 5-7

Jasmine Lewin

Brampton, Ontario (St. Edmund Campion)

blocks per game her senior season at St. Edmund Campion Secondary School in Brampton, a suburb of Toronto ... helped the Lady Bears to a 28-5 record her senior year ... was a four-time team MVP and a two-time *Toronto Star* All-Star ... was also chosen as one of the top-five players in the greater Toronto area ... for her four-year prep career, Lewin averaged 25 points, 10 assists and six rebounds per game ... was selected as the MVP in nine of the 15 tournaments in which St. Edmund participated in during her career.

AS A SOPHOMORE IN 2009-10

Played in 14 games ... started twice ... started for the first time during the 2009-10 season against SIU Edwardsville (Jan. 20) and played a season-high 17 minutes while scoring five points and grabbing three rebounds ... averaged 5.5 minutes per game ... 2009-10 Colonel Scholar.

AS A FRESHMAN IN 2008-09

Started the first five games of her collegiate career ... played in all 27 games and finished the season with seven starts ... scored a career-best eight points against Tennessee Tech (Jan. 10) ... handed out a career-high six assists in her first collegiate game ... finished fourth on the team with 45 total assists ... blocked four shots ... earned a spot on the Ohio Valley Conference Commissioner's Honor Roll ... 2008-09 Colonel Scholar.

HIGH SCHOOL

Averaged 22 points, seven assists, four rebounds, three steals and two

PERSONAL

Full name is Jasmine Marie Lewin ... born July 17, 1990 ... daughter of Paul and Lana Lewin ... has one brother – Josh ... majoring in psychology.



Question & Answer

What does being a Lady Colonel mean to you?
"Being a Lady Colonel means a lot to me. This team is my family and my home away from home. It means working hard on and off the court, and doing whatever it takes to help the program be successful. It means having each other's back and being there for one another."

What do you think of when you think of the Lady Colonel basketball program?
"I think of unity, teamwork, family and a love for the game."

Why did you come to EKU?
"I came to EKU to pursue my dream of playing NCAA Division I basketball. I came here to earn a degree. When I came on my visit I knew this was the right school for me. I came here to win, and be a part of something great and special."

Jasmine's Career Statistics

Year	GP-GS	Min/Avg.	FG-FGA	Pct.	3FG-3FGA	Pct.	FT-FTA	Pct.	OR-DR	Reb/Avg.	PF-FO	Ast/Avg.	TO	BLK	Stl/Avg.	Pts/Avg.
2008-09	27-7	475/17.6	31-118	.263	4-38	.105	5-11	.455	9-32	41/1.5	42-1	45/1.7	61	4	12/0.4	71/2.6
2009-10	14-2	77/5.5	4-18	.222	1-5	.200	0-0	.000	1-8	9/0.6	10-0	5/0.4	12	1	2/0.1	9/0.6
TOTALS	41-9	552/13.5	35-136	.257	5-43	.116	5-11	.455	10-40	50/1.2	52-1	50/1.2	73	5	14/0.3	80/2.0

Jasmine's Career Ohio Valley Conference Statistics

Year	GP-GS	Min/Avg.	FG-FGA	Pct.	3FG-3FGA	Pct.	FT-FTA	Pct.	OR-DR	Reb/Avg.	PF-FO	Ast/Avg.	TO	BLK	Stl/Avg.	Pts/Avg.
2008-09	18-1	295/16.4	20-65	.308	4-23	.174	2-4	.500	7-19	26/1.4	25-1	18/1.0	30	2	6/0.3	46/2.6
2009-10	8-1	39/4.9	2-11	.182	0-4	.000	0-0	.000	0-4	4/0.5	4-0	4/0.5	8	0	1/0.1	4/0.5
TOTALS	26-2	334/12.8	22-76	.289	4-27	.148	2-4	.500	7-23	30/1.2	29-1	22/0.8	38	2	7/0.3	50/1.9

Jasmine's Career Postseason Statistics

Year	GP-GS	Min/Avg.	FG-FGA	Pct.	3FG-3FGA	Pct.	FT-FTA	Pct.	OR-DR	Reb/Avg.	PF-FO	Ast/Avg.	TO	BLK	Stl/Avg.	Pts/Avg.
2008-09	0-0	0/0.0	0-0	.000	0-0	.000	0-0	.000	0-0	0/0.0	0-0	0/0.0	0	0	0/0.0	0/0.0
2009-10	1-0	5/5.0	0-0	.000	0-0	.000	0-0	.000	0-1	1/1.0	1-0	0/0.0	0	0	0/0.0	0/0.0
TOTALS	1-0	5/5.0	0-0	.000	0-0	.000	0-0	.000	0-1	1/1.0	1-0	0/0.0	0	0	0/0.0	0/0.0



2008-09 Game-By-Game

Opponent	GS	Min	FG-A	Pct.	3FG-A	Pct.	FTA	Pct.	Off	Def	Tot	PF	A	TO	Blk	S	Pts
OHIO VALLEY	•	26	2-13	.153	0-2	.000	0-0	.000	0	2	2	4	6	1	0	1	4
at Chicago State	•	17	0-1	.000	0-0	.000	0-0	.000	0	3	3	4	2	5	0	1	0
at Vanderbilt	•	25	3-7	.429	0-1	.000	0-1	.000	0	1	1	0	4	9	0	0	6
WESTERN KENTUCKY	•	21	1-7	.143	0-3	.000	1-3	.333	1	2	3	1	0	1	1	0	3
at Oklahoma State	•	20	1-5	.200	0-2	.000	0-1	.000	0	0	0	2	2	1	0	3	2
MURRAY STATE		19	2-5	.400	1-3	.333	0-0	.000	0	5	5	1	1	3	0	0	5
UT MARTIN		19	3-5	.600	1-2	.500	0-0	.000	0	1	1	2	0	1	0	1	7
HOUSTON BAPTIST		20	3-8	.375	0-1	.000	0-0	.000	0	2	2	3	1	3	0	0	6
at Oklahoma State	•	12	0-1	.000	0-1	.000	0-0	.000	0	1	1	0	3	6	1	1	0
BLUEFIELD STATE		21	0-6	.000	0-4	.000	2-2	1.000	0	2	2	3	5	3	0	0	2
at Tennessee State		19	3-5	.600	1-2	.500	0-0	.000	0	0	0	3	0	3	0	0	7
at Austin Peay	•	21	2-5	.400	0-1	.000	0-0	.000	0	1	1	5	1	1	0	0	4
JACKSONVILLE ST.		23	0-4	.000	0-3	.000	0-0	.000	1	0	1	0	2	5	0	2	0
TENNESSEE TECH		31	3-5	.600	0-2	.000	2-2	1.000	2	1	3	2	0	3	0	2	8
at Eastern Illinois		24	1-7	.143	1-2	.500	0-0	.000	0	0	0	1	3	2	0	0	3
at Southeast Mo.		19	0-4	.000	0-0	.000	0-0	.000	1	3	4	2	4	1	0	1	0
at SIU Edwardsville		18	1-5	.200	0-1	.000	0-0	.000	0	1	2	4	2	0	0	0	2
at Morehead State		10	0-1	.000	0-1	.000	0-0	.000	0	0	0	0	0	1	0	0	0
AUSTIN PEAY		6	0-0	.000	0-0	.000	0-0	.000	0	0	0	1	0	0	1	0	0
TENNESSEE STATE		18	1-6	.167	0-4	.000	0-0	.000	1	1	2	2	1	1	1	0	2
at Tennessee Tech		17	1-3	.333	0-1	.000	0-0	.000	0	4	4	0	2	0	0	0	2
at Jacksonville St.		7	0-2	.000	0-0	.000	0-0	.000	0	1	1	0	0	1	0	0	0
SOUTHEAST MO.		6	0-2	.000	0-0	.000	0-0	.000	0	0	0	1	1	1	0	0	0
EASTERN ILLINOIS		20	0-2	.000	0-1	.000	0-2	.000	1	1	2	1	1	2	0	0	0
MOREHEAD STATE		6	0-0	.000	0-0	.000	0-0	.000	0	0	0	1	1	0	1	0	0
at UT Martin		11	1-4	.250	0-1	.000	0-0	.000	0	1	1	0	2	1	0	0	2
at Murray State		19	3-5	.600	0-0	.000	0-0	.000	1	0	1	0	1	1	0	0	6

2009-10 Game-By-Game

Opponent	GS	Min	FG-A	Pct.	3FG-A	Pct.	FTA	Pct.	Off	Def	Tot	PF	A	TO	Blk	S	Pts
at Western Kentucky		8	0-3	.000	0-0	.000	0-0	.000	0	0	1	1	0	0	0	1	0
at Wright State		3	0-0	.000	0-0	.000	0-0	.000	0	0	0	0	0	1	0	0	0
FLORIDA ATLANTIC																	
vs. Towson																	
vs. Bethune-Cookman																	
at Murray State		1	0-0	.000	0-0	.000	0-0	.000	0	0	0	1	0	1	0	0	0
at UT Martin																	
at West Virginia		3	0-0	.000	0-0	.000	0-0	.000	0	0	0	1	0	1	1	0	0
DAVIS & ELKINS		2	0-0	.000	0-0	.000	0-0	.000	0	0	0	1	1	0	0	0	0
at Cincinnati																	
CENTRAL ARKANSAS																	
TENNESSEE STATE																	
AUSTIN PEAY																	
at Jacksonville State																	
at Tennessee Tech		2	1-1	1.000	0-0	.000	0-0	.000	0	0	0	0	0	0	0	0	2
EASTERN ILLINOIS		16	1-7	.143	0-4	.000	0-0	.000	0	1	1	0	2	1	0	0	2
SOUTHEAST MO.		9	0-2	.000	0-0	.000	0-0	.000	0	2	2	0	0	0	0	0	0
SIU EDWARDSVILLE	•	17	2-4	.500	1-1	1.000	0-0	.000	0	3	3	2	0	2	0	0	5
MOREHEAD STATE	•	3	0-0	.000	0-0	.000	0-0	.000	0	0	0	0	0	3	0	0	0
at Austin Peay		2	0-1	.000	0-0	.000	0-0	.000	0	0	0	2	0	0	1	0	0
at Tennessee State		4	0-0	.000	0-0	.000	0-0	.000	0	1	1	0	0	1	0	0	0
TENNESSEE TECH		2	0-0	.000	0-0	.000	0-0	.000	0	0	0	1	0	2	0	0	0
JACKSONVILLE STATE																	
at Southeast Mo.																	
at Eastern Illinois																	
at Morehead State																	
UT MARTIN																	
MURRAY STATE																	
at UT Martin		5	0-0	.000	0-0	.000	0-0	.000	0	1	1	1	0	0	0	0	0

Jasmine's Career Highs

- Points 8, vs. Tennessee Tech, 01/10/09
- Rebounds 5, vs. Murray State, 12/04/08
- Assists 6, vs. Ohio Valley University, 11/14/08
- Steals 3, vs. Wright State, 11/25/08
- Blocks 1, five times, last - at West Virginia, 12/08/09
- Minutes 31, vs. Tennessee Tech, 01/10/09
- FG 3, six times, last - at Murray State, 02/28/09
- FGA 13, vs. Ohio Valley University, 11/14/08
- 3FG 1, five times, last - vs. SIU Edwardsville, 01/20/10
- 3FGA 4, vs. Bluefield State, 12/30/08
vs. Tennessee State, 01/31/09
vs. Eastern Illinois, 01/14/10
- FT 2, vs. Bluefield State, 12/30/08
vs. Tennessee Tech, 01/10/09
- FTA 3, vs. Western Kentucky, 11/23/08
- OReb 2, vs. Tennessee Tech, 01/10/09
- DReb 5, vs. Murray State, 12/04/08







#33 • Junior • Guard • 5-9

Jasmine Stovall

Lawrenceville, Ga. (Univ. of Central Florida)

while leading the Knights to a 17-7 record.

PERSONAL

Full name is Jasmine Stovall ... born July 17, 1989 ... daughter of James and Stephanie Hatter ... has one brother – Jahari ... majoring in communication.

AS A JUNIOR IN 2009-10

Redshirted ... practiced with the team, but in accordance with NCAA transfer rules was not eligible to compete in games.

AS A SOPHOMORE IN 2008-09 (at University of Central Florida)

Was a member of the Central Florida squad that captured the 2009 Conference USA tournament championship and advanced to the NCAA tournament ... played in 11 games and averaged 1.0 points per game during her sophomore season ... made 50 percent of her shots from the field and connected on two of her three attempts from behind the three-point arc.

AS A FRESHMAN IN 2007-08 (at University of Central Florida)

Played in 19 games and averaged 1.7 points and 1.2 rebounds per game during her freshman season ... scored a career-best 12 points against Stetson on Dec. 31, 2007.

HIGH SCHOOL

Played her prep ball at Central Gwinnett High School ... averaged 15.3 points, 7.5 rebounds, four assists and two steals her senior season



Question & Answer

What do you think of when you think of the Lady Colonel basketball program?
"A program on the rise."

What is the first word that you think of when you think of Coach Roberts?
"Caring."

What does Coach Roberts mean to you?
"She is a teacher of the game, and someone I can talk to off the court."

Why did you come to EKU?
"I wanted a change and a chance. This program gave me that."

Jasmine's Career Statistics

Year	GP-GS	Min/Avg.	FG-FGA	Pct.	3FG-3FGA	Pct.	FT-FTA	Pct.	OR-DR	Reb/Avg.	PF-FO	Ast/Avg.	TO	BLK	Stl/Avg.	Pts/Avg.
At Central Florida																
2007-08	19-0	137/7.2	9-40	.225	3-10	.300	11-18	.611	7-16	23/1.2	12-0	5/0.3	11	1	3/0.2	32/1.7
2008-09	11-0	30/2.7	4-8	.500	2-3	.667	1-4	.250	3-1	4/0.4	3-0	1/0.1	2	0	1/0.1	11/1.0
TOTALS	30-0	167/5.6	13-48	.271	5-13	.385	12-22	.545	10-17	27/0.9	15-0	6/0.2	13	1	4/0.1	43/1.4

Jasmine's Career Postseason Statistics

Year	GP-GS	Min/Avg.	FG-FGA	Pct.	3FG-3FGA	Pct.	FT-FTA	Pct.	OR-DR	Reb/Avg.	PF-FO	Ast/Avg.	TO	BLK	Stl/Avg.	Pts/Avg.
At Central Florida																
2007-08	0-0	0/0.0	0-0	.000	0-0	.000	0-0	.000	0-0	0/0.0	0-0	0/0.0	0	0	0/0.0	0/0.0
2008-09	0-0	0/0.0	0-0	.000	0-0	.000	0-0	.000	0-0	0/0.0	0-0	0/0.0	0	0	0/0.0	0/0.0
TOTALS	0-0	0/0.0	0-0	.000	0-0	.000	0-0	.000	0-0	0/0.0	0-0	0/0.0	0	0	0/0.0	0/0.0



2007-08 Game-By-Game At Central Florida


Opponent	GS	Min	FG-A	Pct.	3FG-A	Pct.	FT-A	Pct.	Off	Def	Tot	PF	A	TO	Blk	S	Pts
TEXAS TECH	14		0-2	.000	0-0	.000	0-0	.000	0	1	1	0	0	1	0	0	0
COPPIN STATE	6		0-2	.000	0-1	.000	0-0	.000	0	1	1	2	0	1	0	0	0
at North Florida	3		0-0	.000	0-0	.000	0-0	.000	0	0	0	0	0	0	0	0	0
JACKSONVILLE			Did Not Play														
at Rider			Did Not Play														
at LaSalle			Did Not Play														
BETHUNE-COOKMAN	5		0-3	.000	0-1	.000	1-3	.333	1	1	2	0	0	0	0	0	1
at Miami			Did Not Play														
FLORIDA GULF COAST	10		2-6	.333	2-3	.667	1-3	.333	1	0	1	1	0	0	0	1	7
SOUTHEASTERN LA.	6		0-1	.000	0-0	.000	0-0	.000	0	2	2	1	1	2	1	1	0
APPALACHIAN STATE	0+		0-1	.000	0-0	.000	0-0	.000	0	0	0	0	0	0	0	0	0
UNC-GREENSBORO	6		0-1	.000	0-0	.000	0-2	.000	0	0	0	0	1	0	0	0	0
at Stetson	21		3-5	.600	1-1	1.000	5-6	.833	1	6	7	2	1	2	0	0	12
SOUTHERN MISS	10		0-3	.000	0-1	.000	2-2	1.000	0	0	0	0	1	0	0	0	2
at SMU	16		0-2	.000	0-1	.000	2-2	1.000	2	1	3	1	1	3	0	1	2
at Tulsa	9		1-2	.500	0-0	.000	0-0	.000	0	0	0	2	0	0	0	0	2
HOUSTON	2		0-1	.000	0-0	.000	0-0	.000	0	0	0	0	0	0	0	0	0
at Rice			Did Not Play														
at Southern Miss	13		2-5	.400	0-1	.000	0-0	.000	1	2	3	0	0	0	0	0	4
MARSHALL			Did Not Play														
EAST CAROLINA			Did Not Play														
UAB	0+		0-0	.000	0-0	.000	0-0	.000	0	0	0	1	0	0	0	0	0
MEMPHIS	8		1-3	.333	0-0	.000	0-0	.000	1	0	1	0	0	0	0	0	2
at Marshall	1		0-1	.000	0-1	.000	0-0	.000	0	0	0	0	0	0	0	0	0
at East Carolina			Did Not Play														
TULANE			Did Not Play														
No. 19 UTEP	3		0-1	.000	0-0	.000	0-0	.000	0	1	1	0	0	1	0	0	0
at UAB	4		0-1	.000	0-0	.000	0-0	.000	0	1	1	0	0	1	0	0	0
at Memphis			Did Not Play														
vs. Southern Miss			Did Not Play														

2008-09 Game-By-Game At Central Florida

Opponent	GS	Min	FG-A	Pct.	3FG-A	Pct.	FT-A	Pct.	Off	Def	Tot	PF	A	TO	Blk	S	Pts
at Colorado	3		0-1	.000	0-0	.000	0-0	.000	1	0	1	1	0	1	0	0	0
FLORIDA A&M			Did Not Play														
FLORIDA ATLANTIC			Did Not Play														
vs. Baylor			Did Not Play														
vs. Wisconsin	2		0-0	.000	0-0	.000	0-0	.000	0	0	0	0	0	1	0	0	0
vs. Villanova			Did Not Play														
at Florida Gulf Coast	6		0-2	.000	0-1	.000	0-2	.000	3	0	3	0	0	0	0	0	0
at Jacksonville	0+		0-0	.000	0-0	.000	0-0	.000	0	0	0	0	0	0	0	0	0
MIAMI			Did Not Play														
WAKE FOREST			Did Not Play														
OLE MISS	5		1-1	1.000	1-1	1.000	0-0	.000	0	0	0	0	0	0	0	0	3
at Florida State			Did Not Play														
SOUTHERN MISS			Did Not Play														
at Memphis			Did Not Play														
at UAB			Did Not Play														
at Southern Miss			Did Not Play														
RICE	3		1-1	1.000	0-0	.000	1-2	.500	0	1	1	1	1	0	0	0	3
at Houston	2		0-0	.000	0-0	.000	0-0	.000	0	0	0	0	0	0	0	0	0
EAST CAROLINA			Did Not Play														
MARSHALL			Did Not Play														
TULSA			Did Not Play														
SMU			Did Not Play														
at Marshall	2		1-1	1.000	0-0	.000	0-0	.000	0	0	0	0	1	0	1	0	2
at East Carolina			Did Not Play														
at UTEP	2		0-1	.000	0-0	.000	0-0	.000	0	0	0	0	0	0	0	0	0
at Tulane			Did Not Play														
MEMPHIS	2		1-1	1.000	1-1	1.000	0-0	.000	0	0	0	0	0	0	1	0	3
UAB	3		0-0	.000	0-0	.000	0-0	.000	0	0	0	0	0	0	0	0	0
vs. Rice			Did Not Play														
vs. Houston			Did Not Play														
vs. SMU			Did Not Play														
vs. Southern Miss			Did Not Play														
vs. North Carolina			Did Not Play														

Jasmine's Career Highs

- Points** 12, at Stetson, 12/31/07
- Rebounds** 7, at Stetson, 12/31/07
- Assists** 1, six times, last - vs. Wisconsin, 11/28/08
- Steals** 1, vs. Florida Gulf Coast, 12/09/07
vs. Southeastern Louisiana, 12/15/07
at SMU, 01/11/08
- Blocks** 1, vs. Southeastern Louisiana, 12/15/07
- Minutes** 21, at Stetson, 12/31/07
- FG** 3, at Stetson, 12/31/07
- FGA** 6, at Florida Gulf Coast, 12/09/07
- 3FG** 2, at Florida Gulf Coast, 12/09/07
- 3FGA** 2, at Florida Gulf Coast, 12/09/07
- FT** 5, at Stetson, 12/31/07
- FTA** 5, at Stetson, 12/31/07
- OReb** 3, at Alabama, 12/03/08
- DReb** 6, at Stetson, 12/31/07







#22 • Sophomore • Guard • 5-11

Brittany Coles

Lexington, Ky. (Henry Clay HS)

AS A FRESHMAN IN 2009-10

Played in 28 of the team's 29 games as a freshman ... started 10 times, including the final four games of the season ... third on the team, and 27th in the Ohio Valley Conference, in scoring (7.9 ppg) ... second on the team and seventh in the OVC in blocked shots (0.7 bpg) ... led the team with 30 three-point field goals ... scored in double figures 10 times ... scored 13 points in her second collegiate game, at Wright State (Nov. 19) ... matched that with 13 points at Tennessee-Martin (Dec. 5) and then scored 14 points in each of the next two games, including at Big East-member West Virginia ... blocked four shots against Jacksonville State (Feb. 6), the most by a Lady Colonel in one game since December 2007 ... scored a season-high 18 points and tied her season best with six rebounds in EKU's 79-67 victory at Morehead State (Feb. 20), also added four assists and two steals ... led the team with 13 points against Tennessee-Martin (March 2) in the OVC tournament ... scored in double figures in four of the final five games of the season ... hit four three-pointers in a game twice during the season ... part of a group of five freshmen that accounted for 57.1 percent of EKU's points during the 2009-10 season ... 2009-10 Colonel Scholar.

HIGH SCHOOL

Ranked as one of the top-10 seniors in the state and the third best

guard in Kentucky by Bluechip Basketball ... chosen to play in the Kentucky/Indiana All-Star Series ... scored five points and grabbed six rebounds in the first game against the Indiana All-Stars ... averaged 18 points and seven rebounds her senior season ... earned honorable mention all-state recognition by the Associated Press (AP) ... selected to the all-district and all-region tournament teams ... helped Henry Clay reach the Kentucky High School Sweet 16 as a junior in 2008 ... averaged 10 points, six rebounds, three assists, two steals and two blocks per game her junior season ... was a member of the Kentucky Junior All Stars and was selected to the 2008 11th Region All-Tournament team ... also earned 2008 42nd District All-Tournament and 2006 Fifth Third Classic All-Tournament honors ... played on the varsity squad since the eighth grade.

PERSONAL

Full name is Brittany Marie Coles ... born Oct. 12, 1990 ... daughter of Bruce and Sharon Coles ... has two brothers – Brian and Brandon ... major is undecided.



Question & Answer

What does being a Lady Colonel mean to you?
"Doing whatever it takes to be the best!"

What do you think of when you think of the Lady Colonel basketball program?
"A program with a bright future."

What legacy do you want to leave at EKU?
"Back-to-back-to-back OVC Champs, regular season and tournament."

Why did you come to EKU?
"To be a part of a winning program."

Brittany's Career Statistics

Year	GP-GS	Min/Avg.	FG-FGA	Pct.	3FG-3FGA	Pct.	FT-FTA	Pct.	OR-DR	Reb/Avg.	PF-FO	Ast/Avg.	TO	BLK	Stl/Avg.	Pts/Avg.
2009-10	28-10	680/24.3	70-222	.315	30-116	.259	50-87	.575	12-58	70/2.5	56-0	39/1.4	81	20	21/0.8	220/7.9
TOTALS	28-10	680/24.3	70-222	.315	30-116	.259	50-87	.575	12-58	70/2.5	56-0	39/1.4	81	20	21/0.8	220/7.9

Brittany's Career Ohio Valley Conference Statistics

Year	GP-GS	Min/Avg.	FG-FGA	Pct.	3FG-3FGA	Pct.	FT-FTA	Pct.	OR-DR	Reb/Avg.	PF-FO	Ast/Avg.	TO	BLK	Stl/Avg.	Pts/Avg.
2009-10	18-5	472/26.2	46-152	.303	16-73	.219	34-59	.576	8-40	48/2.7	40-0	32/1.8	51	13	15/0.8	142/7.9
TOTALS	18-5	472/26.2	46-152	.303	16-73	.219	34-59	.576	8-40	48/2.7	40-0	32/1.8	51	13	15/0.8	142/7.9

Brittany's Career Postseason Statistics

Year	GP-GS	Min/Avg.	FG-FGA	Pct.	3FG-3FGA	Pct.	FT-FTA	Pct.	OR-DR	Reb/Avg.	PF-FO	Ast/Avg.	TO	BLK	Stl/Avg.	Pts/Avg.
2009-10	1-1	34/34.0	4-10	.400	4-8	.500	1-4	.250	0-4	4/4.0	2-0	0/0.0	4	1	2/2.0	13/13.0
TOTALS	1-1	34/34.0	4-10	.400	4-8	.500	1-4	.250	0-4	4/4.0	2-0	0/0.0	4	1	2/2.0	13/13.0



2009-10 Game-By-Game

Opponent	GS	Min	FG-A	Pct.	3FG-A	Pct.	FT-A	Pct.	Off	Def	Tot	PF	A	T	Blk	S	Pts
at Western Kentucky	• 27	2-9	.222	1-5	.200	4-5	.500	0	2	2	3	0	3	0	0	9	
at Wright State	• 26	3-7	.429	0-4	.000	7-12	.583	2	2	4	2	0	5	1	1	13	
FLORIDA ATLANTIC vs. Towson	• 5	0-2	.000	0-1	.000	0-0	.000	0	0	0	3	0	3	0	1	0	
Did Not Play																	
vs. Bethune-Cookman	14	0-2	.000	0-2	.000	1-2	.500	0	0	0	2	0	1	0	0	0	
at Murray State	7	0-2	.000	0-2	.000	1-2	.500	0	0	0	1	0	1	0	0	1	
at UT Martin	28	4-10	.400	3-9	.333	3-5	.600	0	2	2	0	1	2	1	0	13	
at West Virginia	25	5-10	.500	4-8	.500	0-0	.000	0	3	3	0	0	4	1	1	14	
DAVIS & ELKINS	29	5-12	.417	2-7	.286	2-3	.667	2	2	4	1	3	2	1	0	14	
at Cincinnati	21	2-9	.222	1-3	.333	0-0	.000	0	1	1	0	1	1	1	1	5	
CENTRAL ARKANSAS	12	1-5	.200	1-4	.250	0-0	.000	0	2	2	2	2	4	1	0	3	
TENNESSEE STATE	22	2-3	.667	0-1	.000	5-6	.833	0	1	1	0	0	1	1	2	9	
AUSTIN PEAY	32	2-7	.286	1-3	.333	5-8	.625	0	6	6	1	0	2	0	2	10	
at Jacksonville State	31	1-9	.111	1-7	.143	1-2	.500	1	3	4	3	3	1	1	2	4	
at Tennessee Tech	19	3-8	.375	0-5	.000	0-4	.000	0	2	2	4	1	1	0	0	6	
EASTERN ILLINOIS	• 32	5-15	.333	1-6	.167	2-4	.500	0	0	0	4	0	8	0	1	13	
SOUTHEAST MO.	• 23	1-8	.125	0-4	.000	1-2	.500	0	0	0	2	2	2	0	0	3	
SIU EDWARDSVILLE	• 15	2-4	.500	1-1	1.000	1-2	.500	0	2	2	0	2	3	1	0	6	
MOREHEAD STATE	27	3-7	.429	2-3	.667	0-0	.000	1	1	2	3	3	3	0	0	8	
at Austin Peay	20	2-6	.333	1-3	.333	0-0	.000	0	4	4	2	2	3	0	0	5	
at Tennessee State	15	0-2	.000	0-1	.000	0-0	.000	0	2	2	0	2	3	0	1	0	
TENNESSEE TECH	29	3-9	.333	0-1	.000	3-4	.750	1	5	6	1	0	2	0	0	9	
JACKSONVILLE STATE	29	2-10	.200	0-4	.000	3-4	.750	2	2	4	2	2	2	4	1	7	
at Southeast Mo.	22	1-4	.250	0-1	.000	2-5	.400	1	2	3	3	1	4	1	0	4	
at Eastern Illinois	38	3-13	.231	2-6	.333	5-6	.833	1	1	2	4	2	6	0	3	13	
at Morehead State	• 32	7-15	.467	1-6	.167	3-5	.600	1	5	6	3	4	3	0	2	18	
UT MARTIN	• 29	4-12	.333	2-6	.333	0-0	.000	0	4	4	5	2	3	1	10		
MURRAY STATE	• 37	3-12	.250	2-5	.400	1-3	.333	0	0	0	3	4	5	2	0	9	
at UT Martin	• 34	4-10	.400	4-8	.500	1-4	.250	0	4	4	2	0	4	1	2	13	

Brittany's Career Highs

Points	18, at Morehead State, 02/20/10
Rebounds	6, vs. Austin Peay, 01/04/10 vs. Tennessee Tech, 02/04/10 at Morehead State, 02/20/10
Assists	5, vs. UT Martin, 02/25/10
Steals	3, at Eastern Illinois, 02/13/10
Blocks	4, vs. Jacksonville State, 02/06/10
Minutes	38, at Eastern Illinois, 02/13/10
FG	7, at Morehead State, 02/20/10
FGA	15, vs. Eastern Illinois, 01/14/10 at Morehead State, 02/20/10
3FG	4, at West Virginia, 12/08/09 at UT Martin, 03/02/10
3FGA	9, at UT Martin, 12/05/09
FT	7, at Wright State, 11/19/09
FTA	12, at Wright State, 11/19/09
OReb	2, at Wright State, 11/19/09 vs. Davis & Elkins College, 12/11/09 vs. Jacksonville State, 02/06/10
DReb	6, vs. Austin Peay, 01/04/10







#5 • Sophomore • Guard • 5-8

Shakeyia Colyer

Sanford, Fla. (Lake Mary HS)

AS A FRESHMAN IN 2009-10

Appeared in 25 of the team's 29 games ... started 18 times, including 11 of the final 12 games of the season ... fourth on the team in scoring (7.0 ppg) ... made a team-best 39.6 percent of her three-point field goal attempts ... in Ohio Valley Conference games only, Colyer shot a league-best 44.7 percent from three-point range ... didn't make her first collegiate three-pointer until January 23 against Morehead State, which started a 10-0 EKU run ... in her next game Colyer made three three-pointers ... scored in double figures 11 times ... after playing in only three of the team's first seven games of the season, and scoring only two points combined, Colyer exploded for 10 points at Big East-member West Virginia (Dec. 8) ... scored 15 points and had a season-high four assists against SIU Edwardsville (Jan. 20) ... set a new career-high with 17 points against Tennessee Tech (Feb. 4) and then broke it the very next game with 18 points against Jacksonville State (Feb. 6) ... also had a season-high nine rebounds and made 4-of-5 three-point field goal attempts in the game against JSU ... had a streak of eight straight games with double-digit scoring performances ... through the first 16 games of the season, Colyer averaged 12.3 minutes and 2.3 points per game, but in the last 13 games of the season she averaged 11.5 points, five rebounds and 1.7 assists while playing 34 minutes per game ... part of a group of five freshmen that accounted for 57.1 percent of

EKU's points during the 2009-10 season ... earned a spot on the Ohio Valley Conference Commissioner's Honor Roll ... 2009-10 Colonel Scholar.

HIGH SCHOOL

Averaged 12 points, four rebounds, four assists and three steals her senior season at Lake Mary High School and earned recognition as one of the top-20 players in central Florida ... the Rams finished 25-4 after losing in the Florida 6A state championship game ... second team all-state tournament selection ... after her senior season, Colyer was selected first team all-conference and third team All-Central Florida ... played in Central Florida All-Star game and the Michael T. White All-American game ... three-time all-conference selection ... averaged 14 points, seven rebounds, three steals and two assists as a junior ... averaged 10 points, five rebounds, two assists and two steals as a sophomore ... helped team win the Florida class 6A state championship as a freshman in 2006.

PERSONAL

Full name is Shakeyia Trenise Colyer ... born Sept. 26, 1990 ... daughter of Henry Colyer and Wanda Peacock ... has four brothers – Henry Colyer Jr., Darvis Colyer, Desmond Willis and Sedarius Bryant, and three sisters – Katoya Raynor, Latarica Raynor and Gimari Colyer ... major is general studies/business and technology.



Question & Answer

What does being a Lady Colonel mean to you?
"It means working hard and being successful. I take great pride in EKU both on and off the court."

What do you think of when you think of the Lady Colonel basketball program?
"Every time I put on my jersey, I think 'Players Start, Teams Finish.' It's not just about me, but about my teammates and my coaches."

What does Coach Roberts mean to you?
"She means a lot to me, I look at her as family and as a role model. She is someone that I really look up to and can talk to about anything."

Shakeyia's Career Statistics

Year	GP-GS	Min/Avg.	FG-FGA	Pct.	3FG-3FGA	Pct.	FT-FTA	Pct.	OR-DR	Reb/Avg.	PF-FO	Ast/Avg.	TO	BLK	Stl/Avg.	Pts/Avg.
2009-10	25-18	591/23.6	71-194	.366	21-53	.396	13-29	.448	13-78	91/3.6	43-0	31/1.2	59	5	13/0.5	176/7.0
TOTALS	25-18	591/23.6	71-194	.366	21-53	.396	13-29	.448	13-78	91/3.6	43-0	31/1.2	59	5	13/0.5	176/7.0

Shakeyia's Career Ohio Valley Conference Statistics

Year	GP-GS	Min/Avg.	FG-FGA	Pct.	3FG-3FGA	Pct.	FT-FTA	Pct.	OR-DR	Reb/Avg.	PF-FO	Ast/Avg.	TO	BLK	Stl/Avg.	Pts/Avg.
2009-10	18-13	463/25.7	57-151	.377	21-47	.447	7-20	.350	11-60	71/3.9	31-0	21/1.2	43	5	11/0.6	142/7.9
TOTALS	18-13	463/25.7	57-151	.377	21-47	.447	7-20	.350	11-60	71/3.9	31-0	21/1.2	43	5	11/0.6	142/7.9

Shakeyia's Career Postseason Statistics

Year	GP-GS	Min/Avg.	FG-FGA	Pct.	3FG-3FGA	Pct.	FT-FTA	Pct.	OR-DR	Reb/Avg.	PF-FO	Ast/Avg.	TO	BLK	Stl/Avg.	Pts/Avg.
2009-10	1-1	29/29.0	1-12	.083	0-5	.000	0-1	.000	0-2	2/2.0	0-0	0/0.0	2	0	0/0.0	2/2.0
TOTALS	1-1	29/29.0	1-12	.083	0-5	.000	0-1	.000	0-2	2/2.0	0-0	0/0.0	2	0	0/0.0	2/2.0



2009-10 Game-By-Game

Opponent	GS	Min	FG-A	Pct.	3FG-A	Pct.	FT-A	Pct.	Off	Def	Tot	PF	A	TO	Blk	S	Pts
at Western Kentucky																	
at Wright State	3		0-1	.000	0-0	.000	0-0	.000	0	0	0	0	0	1	0	0	0
FLORIDA ATLANTIC																	
vs. Towson																	
vs. Bethune-Cookman																	
at Murray State	9	1-4	.250	0-0	.000	0-0	.000	1	0	1	2	0	0	0	1	2	
at UT Martin	13	0-1	.000	0-0	.000	0-0	.000	0	1	1	0	0	0	0	0	0	0
at West Virginia	18	5-8	.625	0-0	.000	0-0	.000	0	2	2	4	0	4	0	0	0	10
DAVIS & ELKINS	12	0-0	.000	0-0	.000	3-4	.750	1	1	2	2	1	2	0	1	3	
at Cincinnati	9	0-1	.000	0-0	.000	0-0	.000	1	2	3	1	3	1	0	0	0	0
CENTRAL ARKANSAS	22	2-8	.250	0-1	.000	0-0	.000	0	4	4	3	2	0	0	1	4	
TENNESSEE STATE	14	0-4	.000	0-0	.000	0-0	.000	0	0	0	1	1	3	1	0	0	0
AUSTIN PEAY	12	1-1	1.000	0-0	.000	0-0	.000	0	5	5	0	1	2	0	0	2	2
at Jacksonville State	10	2-3	.667	0-0	.000	0-0	.000	1	1	2	0	0	1	0	0	4	
at Tennessee Tech	13	1-3	.333	0-0	.000	0-0	.000	1	3	4	2	0	2	1	1	2	
EASTERN ILLINOIS	12	0-1	.000	0-0	.000	0-0	.000	0	2	2	0	1	1	0	1	0	0
SOUTHEAST MO.	29	5-9	.556	0-2	.000	0-0	.000	1	4	5	2	2	2	0	2	10	
SIU EDWARDSVILLE	35	6-13	.462	0-0	.000	3-4	.750	0	7	7	2	4	6	0	0	15	
MOREHEAD STATE	38	5-12	.417	1-2	.500	3-6	.500	1	4	5	2	0	3	0	1	14	
at Austin Peay	39	6-13	.462	3-6	.500	0-2	.000	2	5	7	3	1	3	0	1	15	
at Tennessee State	35	5-15	.333	1-3	.333	0-2	.000	0	4	4	3	3	7	0	0	11	
TENNESSEE TECH	36	7-15	.467	2-3	.667	1-3	.333	1	3	4	0	1	2	0	0	17	
JACKSONVILLE STATE	38	7-19	.368	4-5	.800	0-1	.000	2	7	9	3	0	4	2	1	18	
at Southeast Mo.	37	5-12	.417	3-9	.333	0-0	.000	0	4	4	1	1	2	0	0	13	
at Eastern Illinois	39	1-13	.077	0-2	.000	1-2	.500	0	5	3	2	4	1	0	3		
at Morehead State	25	1-5	.200	1-3	.333	1-2	.500	1	4	5	4	3	1	0	1	4	
UT MARTIN	27	4-9	.444	3-5	.600	1-2	.500	0	4	4	3	3	2	0	0	12	
MURRAY STATE	37	6-12	.500	3-7	.429	0-0	.000	0	4	4	2	2	4	0	2	15	
at UT Martin	29	1-12	.083	0-5	.000	0-1	.000	0	2	2	0	0	2	0	0	2	

Shakeyia's Career Highs

Points	18, vs. Jacksonville State, 02/06/10
Rebounds	9, vs. Jacksonville State, 02/06/10
Assists	4, vs. SIU Edwardsville, 01/20/10
Steals	2, vs. Southeast Missouri, 01/16/10 vs. Murray State, 02/27/10
Blocks	2, vs. Jacksonville State, 02/06/10
Minutes	39, at Austin Peay, 01/28/10 39, at Eastern Illinois, 02/13/10
FG	7, vs. Tennessee Tech, 02/04/10 vs. Jacksonville State, 02/06/10
FGA	19, vs. Jacksonville State, 02/06/10
3FG	4, vs. Jacksonville State, 02/06/10
3FGA	9, at Southeast Missouri, 02/11/10
FT	3, vs. Davis & Elkins, 12/11/09 vs. SIU Edwardsville, 01/20/10 vs. Morehead State, 01/23/10
FTA	6, vs. Morehead State, 01/23/10
OReb	2, at Austin Peay, 01/28/10 vs. Jacksonville State, 02/06/10
DReb	7, vs. SIU Edwardsville, 01/20/10 vs. Jacksonville State, 02/06/10





Sophomore • Forward/Center • 6-0

Alex Jones

Elizabethtown, Ky. (Elizabethtown HS)

AS A FRESHMAN IN 2009-10

Selected second team All-Ohio Valley Conference ... chosen to the OVC All-Newcomer team ... named OVC Player of the Week on Feb. 22 after scoring 34 points and grabbing 18 rebounds to lead the Lady Colonels to a 12-point victory at Morehead State ... selected OVC Freshman of the Week five times, no other OVC freshman earned the honor more ... fifth Lady Colonel in program history to score 345 or more points and grab 250 or more rebounds in the same season (347 points, 251 rebounds) ... posted seven double-doubles ... scored in double figures 17 times and had 10 or more rebounds 10 times ... started all 29 games ... led the team in scoring (12 ppg), rebounding (8.7 rpg), field goal percentage (49.8 percent), field goals (128), steals (45) and blocks (25) ... second on the team with 45 assists ... ranked 68th in the nation in rebounding ... ranked among the OVC leaders in eight categories: scoring (10th), rebounding (2nd), field goal percentage (3rd), free throw percentage (13th), steals (6th), blocked shots (3rd), offensive rebounds (6th) and defensive rebounds (1st) ... in OVC games only, led the OVC with an average of 9.3 rebounds per game ... only player in the OVC to rank among the top 10 in scoring, rebounding, field goal percentage, steals and blocks ... against Morehead State on Feb. 22, Jones set season highs for points (34), rebounds (18), field goals (12), field goal attempts (17), free throws (10) and free throw attempts (11) ... her 34 points against the Eagles were the most by a Lady Colonel since December 2005 and her 18 rebounds were the most by a Lady Colonel since Laphelia Doss set the school record with 26 boards on Feb. 25, 1996 ... grabbed 13 boards in her second collegiate game, at Wright State (Nov. 19) ... scored 26 points against Bethune-Cookman in the Lady Pirate Invitational on her way to earning all-tournament recognition ... posted her first career double-double in a win at Murray State (Dec. 3), finishing with 12 points and 14 rebounds ... had another double-double two nights later at Tennessee-Martin (Dec. 5) ... capped a streak of four double-doubles in five games with 12 points and 10 rebounds against Big East-member Cincinnati (Dec. 18) ... in the last game of the regular season, Jones posted her second double-double against Murray State, contributing 20 points and 16 rebounds ... had

a season-best five steals against Towson (Nov. 27) and a season-high four assists at Murray State (Dec. 3) ... part of a group of five freshmen that accounted for 57.1 percent of EKU's points during the 2009-10 season.

HIGH SCHOOL

Ranked as a top-5 player in Kentucky and the state's top low post player by Blue Chip Basketball ... chosen to play in the Kentucky/Indiana All-Star Series ... team MVP of the Kentucky/Ohio All-Star game ... two-time all-state selection ... led Elizabethtown High School to the finals of the Kentucky high school state tournament as a senior in 2009 ... was a strong candidate for Miss Basketball and earned Associated Press (AP), *Louisville Courier Journal* and *Lexington Herald-Leader* All-State first team honors after averaging 17.4 points, 10.1 rebounds, 3.6 assists and 3.2 steals per game her senior season ... set school career records for points (1,871) and rebounds (1,252) ... finished third in school history with 390 career steals and fifth with 304 assists ... in four 2009 Sweet 16 games, Jones averaged 17.5 points, 9.8 rebounds, 3.8 assists and 2.2 blocks per game, shot 54.2 percent from the field and 85.7 percent from the free throw line ... scored 19 points, grabbed 12 rebounds, dished out six assists and blocked three shots in E-town's first round victory over No. 2 Lexington Christian ... had 18 points, 11 rebounds, two assists, two steals and two blocks in an overtime loss to Iroquois in the state championship game ... selected to the district, region and state all-tournament teams ... all-region first team and fifth region MVP ... Elizabethtown, which entered the state tournament as the No. 1 team in the state, finished with a record of 33-3 ... as a junior she averaged 15 points and 10 rebounds per game while leading the Panthers to the state tournament final four ... shot 60 percent from the field, seventh best in the state ... was selected second team all-state by the *Courier Journal* and honorable mention all-state by the KHSAA ...

Question & Answer

What do you think of when you think of the Lady Colonel basketball program?
"I think of it as a family."

What is the first word you think of when you think of Coach Roberts?
"Funny."

Why did you come to EKU?
"I came to EKU because the coaches cared about me not only as a player but as a person as well."

Alex's Career Statistics																
Year	GP-GS	Min/Avg.	FG-FGA	Pct.	3FG-3FGA	Pct.	FT-FTA	Pct.	OR-DR	Reb/Avg.	PF-FO	Ast/Avg.	TO	BLK	Stl/Avg.	Pts/Avg.
2009-10	29-29	825/28.4	128-257	.498	0-0	.000	91-125	.728	73-178	251/8.7	91-1	45/1.6	112	25	45/1.6	347/12.0
TOTALS	29-29	825/28.4	128-257	.498	0-0	.000	91-125	.728	73-178	251/8.7	91-1	45/1.6	112	25	45/1.6	347/12.0

Alex's Career Ohio Valley Conference Statistics																
Year	GP-GS	Min/Avg.	FG-FGA	Pct.	3FG-3FGA	Pct.	FT-FTA	Pct.	OR-DR	Reb/Avg.	PF-FO	Ast/Avg.	TO	BLK	Stl/Avg.	Pts/Avg.
2009-10	18-18	514/28.6	85-162	.525	0-0	.000	68-89	.764	42-126	168/9.3	63-1	29/1.6	78	21	28/1.6	238/13.2
TOTALS	18-18	514/28.6	85-162	.525	0-0	.000	68-89	.764	42-126	168/9.3	63-1	29/1.6	78	21	28/1.6	238/13.2

Alex's Career Postseason Statistics																
Year	GP-GS	Min/Avg.	FG-FGA	Pct.	3FG-3FGA	Pct.	FT-FTA	Pct.	OR-DR	Reb/Avg.	PF-FO	Ast/Avg.	TO	BLK	Stl/Avg.	Pts/Avg.
2009-10	1-1	20/20.0	3-5	.600	0-0	.000	1-2	.500	3-6	9/9.0	3-0	2/2.0	2	0	0/0.0	7/7.0
TOTALS	1-1	20/20.0	3-5	.600	0-0	.000	1-2	.500	3-6	9/9.0	3-0	2/2.0	2	0	0/0.0	7/7.0



was selected to the district, region and state all-tournament teams, fifth region MVP and area player of the year ... earned all-region and fifth region MVP honors as a sophomore after averaging 12.9 points and 9.1 rebounds ... also fifth region MVP as a freshman after averaging nine points and eight rebounds per game ... led Elizabethtown to four district championships and three region championships.

PERSONAL

Full name is Alexandria Evette Jones ... born March 6, 1991 ...

daughter of Charles and Carla Jones ... has one brother – Chas ... her dad Charles played collegiate basketball at the University of Louisville and played professionally for the Phoenix Suns, Portland Trailblazers and Washington Bullets ... her mom Carla helped Elizabethtown High School reach the 1981 state tournament ... her uncle Carl Brashear was the first black U.S. Navy deep sea diver, he was portrayed by Cuba Gooding Jr. in the 2000 film "Men of Honor" ... major is undecided.

2009-10 Game-By-Game

Opponent	GS	Min	FG-A	Pct.	3FG-A	Pct.	FT-A	Pct.	Off	Def	Tot	PF	A	TO	Blk	S	Pts
at Western Kentucky	•	23	3-3	1.000	0-0	.000	0-0	.000	0	3	3	4	0	5	0	2	6
at Wright State	•	31	1-6	.167	0-0	.000	3-5	.600	5	8	13	2	1	6	1	2	5
FLORIDA ATLANTIC	•	22	1-6	.167	0-0	.000	4-4	.500	2	3	5	3	0	5	1	0	6
vs. Towson	•	36	5-11	.455	0-0	.000	2-2	1.000	2	3	5	2	2	2	1	5	12
vs. Bethune-Cookman	•	35	11-14	.786	0-0	.000	4-5	.800	4	4	8	3	3	1	1	2	26
at Murray State	•	29	4-7	.571	0-0	.000	4-6	.667	3	11	14	4	4	4	1	2	12
at UT Martin	•	36	4-6	.667	0-0	.000	3-6	.500	2	11	13	4	1	7	1	1	12
at West Virginia	•	17	0-4	.000	0-0	.000	0-0	.000	1	1	2	3	1	1	0	1	0
DAVIS & ELKINS	•	30	7-15	.467	0-0	.000	1-2	.500	7	8	15	2	2	2	0	0	15
at Cincinnati	•	35	5-11	.455	0-0	.000	2-6	.333	5	5	10	2	2	3	0	1	12
CENTRAL ARKANSAS	•	30	6-13	.462	0-0	.000	3-6	.500	1	3	4	2	1	4	0	1	15
TENNESSEE STATE	•	29	5-8	.625	0-0	.000	4-7	.571	0	9	9	4	1	5	2	4	14
AUSTIN PEAY	•	33	4-9	.444	0-0	.000	0-0	.000	4	6	10	4	0	8	1	2	8
at Jacksonville State	•	28	11-14	.786	0-0	.000	1-3	.333	1	5	6	3	0	3	1	4	23
at Tennessee Tech	•	27	3-6	.500	0-0	.000	3-5	.600	2	3	5	3	1	1	1	4	9
EASTERN ILLINOIS	•	22	4-9	.444	0-0	.000	2-3	.667	4	6	10	4	2	3	2	1	10
SOUTHEAST MO.	•	26	1-7	.143	0-0	.000	2-2	1.000	4	5	9	3	3	4	1	1	4
SIU EDWARDSVILLE	•	32	1-7	.143	0-0	.000	3-4	.750	1	8	9	2	2	3	0	3	5
MOREHEAD STATE	•	31	6-11	.545	0-0	.000	3-5	.600	2	5	7	3	2	8	0	0	15
at Austin Peay	•	17	6-11	.545	0-0	.000	1-1	1.000	2	3	5	3	1	4	1	0	13
at Tennessee State	•	17	4-7	.571	0-0	.000	0-0	.000	1	4	5	4	0	4	1	0	8
TENNESSEE TECH	•	29	4-10	.400	0-0	.000	7-8	.875	0	5	5	3	2	1	0	1	15
JACKSONVILLE STATE	•	40	2-13	.154	0-0	.000	5-5	1.000	2	12	14	3	3	5	2	2	9
at Southeast Mo.	•	37	6-9	.667	0-0	.000	3-4	.750	2	4	6	3	1	2	3	1	15
at Eastern Illinois	•	29	4-8	.500	0-0	.000	5-6	.833	3	5	6	4	2	5	0	1	13
at Morehead State	•	37	12-17	.706	0-0	.000	10-11	.909	4	14	18	4	3	6	1	1	34
UT MARTIN	•	14	1-1	1.000	0-0	.000	2-2	1.000	2	6	8	5	1	2	3	0	4
MURRAY STATE	•	33	4-9	.444	0-0	.000	12-14	.857	4	12	16	2	2	6	0	3	20
at UT Martin	•	20	3-5	.600	0-0	.000	1-2	.500	3	6	9	3	2	2	0	0	7

Alex's Career Highs

- Points** 34, at Morehead State, 02/20/10
- Rebounds** 18, at Morehead State, 02/20/10
- Assists** 4, at Murray State, 12/03/09
- Steals** 5, vs. Towson University, 11/27/09
- Blocks** 3, at Southeast Missouri, 02/11/10
vs. UT Martin, 02/25/10
- Minutes** 40 vs. Jacksonville State, 02/06/10
- FG** 12, at Morehead State, 02/20/10
- FGA** 17, at Morehead State, 02/20/10
- 3FG** none
- 3FGA** none
- FT** 12, vs. Murray State, 02/27/10
- FTA** 14, vs. Murray State, 02/27/10
- OReb** 7, vs. Davis & Elkins, 12/11/09
- DReb** 14, at Morehead State, 02/20/10







#21 • Sophomore • Guard • 5-8

Ashley Pritchett

Decatur, Ga. (Woodward Academy)

AS A FRESHMAN IN 2009-10

Played in 24 of the team's 29 games ... started twice ... made all four free throw attempts and finished with six points, two assists and a steal in the season-opener at Western Kentucky (Nov. 14) ... made 3-of-5 attempts from the field, including her first career three-pointer, and finished with a season-high seven points against Florida Atlantic (Nov. 21) ... had a season-best two steals against Central Arkansas (Dec. 22) and a season-high three assists at Morehead State (Feb. 22) ... started at Morehead State (Feb. 22) and against Tennessee-Martin (Feb. 25) ... part of a group of five freshmen that accounted for 57.1 percent of EKU's points during the 2009-10 season.



HIGH SCHOOL

Over four seasons, Pritchett helped Woodward Academy to a combined record of 93-23 and two region championships ... served as the team captain as a junior and a senior ... she capped her prep career by leading the War Eagles to the 2009 region championship and being selected third team all-region ... selected as the team's most outstanding defensive player as a junior and a senior ... as a freshman in 2006, Pritchett scored the game-winning basket in Woodward's semifinal victory in the region tournament ... her 514 career assists rank third in school history.

PERSONAL

Full name is Ashley Pritchett ... born Nov. 20, 1990 ... daughter of Terri Harper and Avis Pritchett ... has two brothers – Dewayne and Dominick, and two sisters – Ciera and Taja ... majoring in psychology.



Ashley's Career Statistics

Year	GP-GS	Min/Avg.	FG-FGA	Pct.	3FG-3FGA	Pct.	FT-FTA	Pct.	OR-DR	Reb/Avg.	PF-FO	Ast/Avg.	TO	BLK	Stl/Avg.	Pts/Avg.
2009-10	24-2	252/10.5	14-51	.275	2-15	.133	8-11	.727	7-10	17/0.7	32-0	13/0.5	36	0	9/0.4	38/1.6
TOTALS	24-2	252/10.5	14-51	.275	2-15	.133	8-11	.727	7-10	17/0.7	32-0	13/0.5	36	0	9/0.4	38/1.6

Ashley's Career Ohio Valley Conference Statistics

Year	GP-GS	Min/Avg.	FG-FGA	Pct.	3FG-3FGA	Pct.	FT-FTA	Pct.	OR-DR	Reb/Avg.	PF-FO	Ast/Avg.	TO	BLK	Stl/Avg.	Pts/Avg.
2009-10	14-2	126/9.0	5-25	.200	0-10	.000	3-5	.600	1-5	6/0.4	17-0	6/0.4	16	0	3/0.2	13/0.9
TOTALS	14-2	126/9.0	5-25	.200	0-10	.000	3-5	.600	1-5	6/0.4	17-0	6/0.4	16	0	3/0.2	13/0.9

Ashley's Career Postseason Statistics

Year	GP-GS	Min/Avg.	FG-FGA	Pct.	3FG-3FGA	Pct.	FT-FTA	Pct.	OR-DR	Reb/Avg.	PF-FO	Ast/Avg.	TO	BLK	Stl/Avg.	Pts/Avg.
2009-10	1-0	23/23.0	2-5	.400	0-0	.000	0-0	.000	2-0	2/2.0	2-0	2/2.0	1	0	0/0.0	4/4.0
TOTALS	1-0	23/23.0	2-5	.400	0-0	.000	0-0	.000	2-0	2/2.0	2-0	2/2.0	1	0	0/0.0	4/4.0



2009-10 Game-By-Game


Opponent	GS	Min	FG-A	Pct.	3FG-A	Pct.	FT-A	Pct.	Off	Def	Tot	PF	A	TO	Blk	S	Pts
at Western Kentucky	19	1-3	.333	0-2	.000	4-4	1.000	1	0	1	4	2	5	0	1	6	
at Wright State	21	0-3	.000	0-0	.000	1-2	.500	0	1	1	3	0	4	0	1	1	
FLORIDA ATLANTIC	20	3-5	.600	1-1	1.000	0-0	.000	1	1	2	2	2	5	0	1	7	
vs. Towson	2	0-2	.000	0-0	.000	0-0	.000	1	0	1	0	0	0	0	0	0	
vs. Bethune-Cookman	6	0-0	.000	0-0	.000	0-0	.000	0	1	1	1	0	1	0	0	0	
at Murray State	1	0-0	.000	0-0	.000	0-0	.000	0	0	0	0	0	0	0	0	0	
at UT Martin	0+	0-0	.000	0-0	.000	0-0	.000	0	0	0	1	0	0	0	0	0	
at West Virginia	3	1-2	.500	0-1	.000	0-0	.000	0	1	1	0	0	0	0	0	2	
DAVIS & ELKINS	3	0-1	.000	0-0	.000	0-0	.000	1	0	1	2	0	2	0	0	0	
at Cincinnati		Did Not Play															
CENTRAL ARKANSAS	12	1-2	.500	1-1	1.000	0-0	.000	0	0	0	0	1	1	0	2	3	
TENNESSEE STATE		Did Not Play															
AUSTIN PEAY		Did Not Play															
at Jacksonville State		Did Not Play															
at Tennessee Tech	8	1-1	1.000	0-0	.000	1-2	.500	0	2	2	2	0	1	0	1	3	
EASTERN ILLINOIS		Did Not Play															
SOUTHEAST MO.	5	1-3	.333	0-0	.000	0-0	.000	0	0	0	0	0	1	0	0	2	
SIU EDWARDSVILLE	17	1-3	.333	0-0	.000	0-0	.000	0	1	1	1	0	1	0	1	2	
MOREHEAD STATE	15	0-1	.000	0-1	.000	0-1	.000	0	1	1	3	1	0	0	0	0	
at Austin Peay	15	0-4	.000	0-2	.000	0-0	.000	0	0	0	1	1	4	0	0	0	
at Tennessee State	8	0-1	.000	0-1	.000	0-0	.000	1	0	1	2	1	3	0	0	0	
TENNESSEE TECH	5	1-1	1.000	0-0	.000	0-0	.000	0	0	0	0	0	1	0	0	2	
JACKSONVILLE STATE		Did Not Play															
at Southeast Mo.	5	0-0	.000	0-0	.000	0-0	.000	0	1	1	0	0	1	0	0	0	
at Eastern Illinois	23	0-5	.000	0-2	.000	0-0	.000	0	0	0	3	0	1	0	1	0	
at Morehead State	19	0-4	.000	0-2	.000	0-0	.000	0	1	1	1	3	1	0	1	0	
UT MARTIN	16	2-5	.400	0-2	.000	2-2	1.000	0	0	0	3	0	1	0	0	6	
MURRAY STATE	2	0-0	.000	0-0	.000	0-0	.000	0	0	0	0	0	1	0	0	0	
at UT Martin	23	2-5	.400	0-0	.000	0-0	.000	2	0	2	2	2	1	0	0	4	

Ashley's Career Highs

- Points** 7, vs. Florida Atlantic, 11/21/09
- Rebounds** 2, vs. Florida Atlantic, 11/21/09
at Tennessee Tech, 01/09/10
at UT Martin, 03/02/10
- Assists** 3, at Morehead State, 02/20/10
- Steals** 2, vs. Central Arkansas, 12/22/09
- Blocks** none
- Minutes** 23, at Eastern Illinois, 02/13/10
at UT Martin, 03/02/10
- FG** 3, vs. Florida Atlantic, 11/21/09
- FGA** 5, four times, last - at UT Martin, 03/03/10
- 3FG** 1, vs. Florida Atlantic, 11/21/09
vs. Central Arkansas, 12/22/09
- 3FGA** 2, five times, last - vs. UT Martin, 02/25/10
- FT** 4, at Western Kentucky, 11/14/09
- FTA** 4, at Western Kentucky, 11/14/09
- OReb** 2, at UT Martin, 03/03/10
- DReb** 2, at Tennessee Tech, 01/09/10







#32 • Junior • Forward • 6-2

Jade Barber

Louisville, Ky. (Ball State University)

AS A SOPHOMORE IN 2009-10 (at Ball State University)
 Appeared in 24 games for the Cardinals ... averaged 2.3 points and 2.3 rebounds while playing 8.3 minutes per game.

AS A FRESHMAN IN 2008-09 (at Ball State University)
 Played in 33 games for a Ball State team that won the Mid-American Conference tournament, advanced to the NCAA tournament and defeated Tennessee in the first round ... played seven minutes against the Lady Vols ... finished with 13 points and six rebounds in BSU's second round loss to fourth seeded and 17th ranked Iowa State ... for the season, Barber averaged 3.1 points and 2.1 rebounds per game.

HIGH SCHOOL
 Played at Ballard High School in Louisville ... averaged 16.6 points, 11.7 rebounds, 1.8 blocks and 1.6 steals per game her senior season while leading the Bruins to the region semifinals ... all-state honorable mention her junior season after averaging 14.6 points, 10.3 rebounds and 2.8 blocks per game.

PERSONAL
 Full name is Jade Barber ... born Oct. 17, 1989 ... daughter of David and LaTonya Barber ... has one brother – Dominique ... majoring in sports management.



Jade's Career Statistics

Year	GP-GS	Min/Avg.	FG-FGA	Pct.	3FG-3FGA	Pct.	FT-FTA	Pct.	OR-DR	Reb/Avg.	PF-FO	Ast/Avg.	TO	BLK	Stl/Avg.	Pts/Avg.
At Ball State																
2008-09	33-0	266/8.1	44-74	.595	0-0	.000	14-21	.667	27-43	70/2.1	53-1	3/0.1	39	14	6/0.2	102/3.1
2009-10	24-0	198/8.3	24-38	.632	0-1	.000	8-14	.571	22-33	55/2.3	44-1	4/0.2	29	14	8/0.3	56/2.3
TOTALS	57-0	464/8.1	68-112	.607	0-1	.000	22-35	.629	49-76	125/2.2	97-2	7/0.1	68	28	14/0.2	158/2.8

Jade's Career Postseason Statistics

Year	GP-GS	Min/Avg.	FG-FGA	Pct.	3FG-3FGA	Pct.	FT-FTA	Pct.	OR-DR	Reb/Avg.	PF-FO	Ast/Avg.	TO	BLK	Stl/Avg.	Pts/Avg.
At Ball State																
2008-09	5-0	46/9.2	8-10	.800	0-0	.000	2-3	.667	4-5	9/1.8	7-0	0/0.0	2	2	2/0.2	18/3.6
2009-10	2-0	37/18.5	4-7	.571	0-0	.000	2-2	1.000	4-8	12/6.0	4-0	1/0.5	5	5	1/0.5	10/5.0
TOTALS	7-0	83/11.9	12-17	.706	0-0	.000	4-5	.800	8-13	21/3.0	11-0	1/0.1	7	7	3/0.4	28/4.0



2008-09 Game-By-Game At Ball State

Opponent	GS	Min	FG-A	Pct.	3FG-A	Pct.	FT-A	Pct.	Off	Def	Tot	PF	A	TO	Blk	S	Pts
at Indiana	6	0-2	.000	0-0	.000	2-2	1.000	2	2	4	1	0	1	0	0	2	
ROBERT MORRIS	4	2-2	1.000	0-0	.000	0-0	.000	1	0	1	0	0	1	0	0	4	
CLEVELAND STATE	5	0-0	.000	0-0	.000	0-0	.000	1	2	3	1	0	2	0	0	0	
at Illinois State	10	2-2	1.000	0-0	.000	0-0	.000	1	1	2	5	0	1	0	0	4	
EVANSVILLE	13	3-4	.750	0-0	.000	0-0	.000	1	0	1	0	0	0	0	2	6	
at Louisville	9	0-2	.000	0-0	.000	0-0	.000	0	1	1	3	0	0	0	0	0	
WRIGHT STATE	4	1-1	1.000	0-0	.000	0-0	.000	0	1	1	1	0	0	0	0	2	
INDIANA STATE	6	1-1	1.000	0-0	.000	2-3	.667	0	3	2	0	0	1	1	4		
at Western Kentucky	2	0-0	.000	0-0	.000	0-0	.000	0	0	0	0	0	0	0	0	0	
TEMPLE	8	0-0	.000	0-0	.000	3-4	.750	0	3	3	0	4	2	0	3		
RICHMOND	10	1-1	1.000	0-0	.000	0-0	.000	2	4	6	3	0	2	0	0	2	
at Alabama	8	1-4	.250	0-0	.000	0-0	.000	1	0	1	3	0	2	1	0	2	
at Saint Louis	1	0-0	.000	0-0	.000	0-0	.000	0	0	0	1	0	0	0	0	0	
EASTERN MICHIGAN	13	5-6	.834	0-0	.000	2-2	1.000	3	3	6	0	2	3	3	1	12	
at Western Michigan	4	0-1	.000	0-0	.000	0-0	.000	0	1	1	3	0	0	0	0	0	
CENTRAL MICHIGAN	8	1-5	.200	0-0	.000	0-0	.000	3	2	5	2	0	3	0	0	2	
TOLEDO	5	1-2	.500	0-0	.000	1-2	.500	1	2	3	1	0	3	0	0	3	
at Northern Illinois																	Did Not Play
at Akron	20	4-6	.667	0-0	.000	0-0	.000	0	1	1	4	0	3	3	0	8	
NORTH DAKOTA	7	0-0	.000	0-0	.000	0-1	.000	0	3	3	1	0	4	0	0	0	
MIAMI (OHIO)																	Did Not Play
at Bowling Green	19	2-5	.400	0-0	.000	1-1	1.000	4	3	7	3	0	1	1	0	5	
at Buffalo	12	5-7	.714	0-0	.000	0-0	.000	0	0	0	4	0	1	0	0	10	
KENT STATE	3	1-1	1.000	0-0	.000	0-0	.000	1	0	1	0	0	1	0	0	2	
OHIO	7	1-4	.250	0-0	.000	0-0	.000	0	0	0	1	0	1	0	0	2	
at Central Michigan	4	0-0	.000	0-0	.000	0-0	.000	0	0	0	1	0	1	0	0	0	
at Eastern Michigan	10	1-2	.500	0-0	.000	1-2	.500	1	1	2	0	0	1	0	0	3	
WESTERN MICHIGAN	8	1-2	.500	0-0	.000	0-0	.000	0	2	2	1	0	1	0	0	2	
NORTHERN ILLINOIS	11	3-4	.750	0-0	.000	0-1	.000	1	3	4	2	1	1	1	0	6	
at Toledo	3	0-0	.000	0-0	.000	0-0	.000	0	0	0	0	0	0	0	0	0	
vs. Miami (Ohio)	6	1-2	.500	0-0	.000	0-0	.000	0	2	2	1	0	1	1	0	2	
vs. Buffalo	8	1-1	1.000	0-0	.000	1-2	.500	1	0	1	1	0	1	0	1	3	
vs. Bowling Green	2	0-0	.000	0-0	.000	0-0	.000	0	0	0	1	0	0	1	0	0	
vs. Tennessee	7	0-0	.000	0-0	.000	0-0	.000	0	0	0	1	0	0	0	0	0	
vs. Iowa State	23	6-7	.857	0-0	.000	1-1	1.000	3	3	6	3	0	0	0	1	13	

2009-10 Game-By-Game At Ball State

Opponent	GS	Min	FG-A	Pct.	3FG-A	Pct.	FT-A	Pct.	Off	Def	Tot	PF	A	TO	Blk	S	Pts	
at Michigan																	Did Not Play	
WESTERN KENTUCKY																	Did Not Play	
NORTHERN ARIZONA																	Did Not Play	
VALPARAISO																	Did Not Play	
at North Dakota State																	Did Not Play	
at North Dakota																	Did Not Play	
at Missouri																	Did Not Play	
GREEN BAY	10	2-2	1.000	0-0	.000	0-0	.000	0	1	1	1	0	3	0	0	4		
ILLINOIS STATE	13	4-4	1.000	0-0	.000	0-0	.000	0	2	2	3	0	3	3	1	8		
at Duquesne	13	1-2	.500	0-0	.000	3-4	.750	1	3	4	2	0	3	1	2	5		
at Evansville	12	0-0	.000	0-0	.000	0-0	.000	2	2	4	3	0	2	1	0	0		
at Butler	8	0-0	.000	0-0	.000	0-0	.000	2	1	3	2	0	1	0	0	0		
WESTERN MICHIGAN	14	1-1	1.000	0-0	.000	0-0	.000	1	2	3	1	1	1	2	0	2		
at Northern Illinois	8	1-2	.500	0-0	.000	0-0	.000	0	0	0	2	0	0	0	0	2		
at Central Michigan	4	0-0	.000	0-0	.000	0-0	.000	0	0	0	4	0	0	0	0	0		
SIU EDWARDSVILLE	13	2-3	.667	0-0	.000	0-2	.000	1	5	6	3	0	1	0	0	4		
TOLEDO	2	0-0	.000	0-0	.000	0-0	.000	0	0	0	0	0	0	0	0	0		
at Eastern Michigan	5	0-2	.000	0-0	.000	0-0	.000	0	0	0	0	0	1	1	0	0		
at Kent State	3	0-1	.000	0-1	.000	0-0	.000	0	0	0	1	0	1	0	1	0		
AKRON	6	0-0	.000	0-0	.000	0-0	.000	0	0	0	1	0	0	0	0	0		
at Ohio	3	1-1	1.000	0-0	.000	0-0	.000	0	1	1	1	0	0	0	0	2		
at Miami (Ohio)	4	0-0	.000	0-0	.000	0-0	.000	0	0	0	1	0	2	1	0	0		
Bowling Green State	2	0-1	.000	0-0	.000	0-0	.000	2	0	2	2	0	1	0	0	0		
BUFFALO	6	1-1	1.000	0-0	.000	0-0	.000	0	1	1	5	0	3	0	0	2		
EASTERN MICHIGAN	3	2-2	1.000	0-0	.000	0-2	.000	3	1	4	1	0	1	1	0	4		
at Western Michigan	9	1-2	.500	0-0	.000	1-2	.500	1	3	4	3	0	1	0	2	3		
NORTHERN ILLINOIS	5	0-0	.000	0-0	.000	0-0	.000	0	0	0	1	0	0	0	0	1	0	
at Toledo	4	1-2	.500	0-0	.000	0-0	.000	0	1	1	2	0	0	0	0	2		
CENTRAL MICHIGAN	14	3-5	.600	0-0	.000	2-2	1.000	5	2	7	1	1	0	0	0	8		
WESTERN MICHIGAN	10	1-1	1.000	0-0	.000	2-2	1.000	1	5	6	2	1	3	1	1	4		
vs. Toledo	27	3-6	.500	0-0	.000	0-0	.000	3	3	6	2	0	2	4	0	6		

Jade's Career Highs

- Points** 13, vs. Iowa State, 03/24/09
- Rebounds** 7, vs. Central Michigan, 03/02/10
- Assists** 2, vs. Eastern Michigan, 01/07/08
- Steals** 2, vs. Evansville, 12/05/08
at Duquesne, 12/19/09
at Western Michigan, 02/20/10
- Blocks** 4, vs. Toledo, 03/10/10
- Minutes** 27, vs. Toledo, 03/10/10
- FG** 6, vs. Iowa State, 03/24/09
- FGA** 7, at Buffalo, 02/08/09
vs. Iowa State, 03/24/09
- 3FG** none
- 3FGA** none
- FT** 3, vs. Temple, 12/22/08
3, at Duquesne, 12/19/09
- FTA** 4, vs. Temple, 12/22/08
4, at Duquesne, 12/19/09
- OReb** 5, vs. Central Michigan, 03/02/10
- DReb** 5, vs. SIU Edwardsville, 01/15/10
vs. Western Michigan, 03/06/10





#10 • Junior • Guard • 5-5

Raechele Gray

Shelbyville, Ky. (Marshall University)

AS A SOPHOMORE IN 2009-10 (at Marshall University)

Played in 23 games and made four starts her sophomore season at Marshall ... scored a career-best 11 points at Rice on Jan. 15, connecting on four field goals, including three three-pointers ... dished out a career-high five assists against Central Florida on Jan. 8 ... averaged 2.1 points, 0.9 assists and 0.8 rebounds while playing an average of 9.6 minutes per game.

AS A FRESHMAN IN 2008-09 (at Marshall University)

Played in 18 games as a freshman and started twice ... made her first collegiate start against Morehead State on Nov. 25 ... scored her first collegiate points against Houston Baptist on Dec. 16 ... scored a season-high seven points against Central Florida on Feb. 13 ... averaged 0.8 points, 0.5 rebounds and 0.4 assists her freshman season while playing an average of 5.5 minutes per game.

HIGH SCHOOL

Four-time all-region and all-district honoree at Shelby County High School ... selected honorable mention all-state as a junior ... chosen to play in the Kentucky/Indiana All-Star Series in 2008 ... also played in the East/West Kentucky All-Star game and the Kentucky/Ohio All-Star game ... averaged 16.7 points, 6.4 assists, 4.2 rebounds and 3.0 steals per game her senior season ... named Shelby County High School Offensive Player of the Year as a senior and the team's Defensive Player of the Year as a junior ... led SCHS to a 21-9 record and helped the team capture the 30th District championship her senior season ... helped the Rockets win the district and region championships as a junior, finishing with a 26-9 record and advancing to the Kentucky High School Sweet 16 ... scored over 1,500 points during her prep career.

PERSONAL

Full name is Raechele Janiece Gray ... born May 26, 1990 ... daughter of Kilen and Cassandra Gray ... has one sister – LaShondra ... majoring in public relations.



Raechele's Career Statistics

Year	GP-GS	Min/Avg.	FG-FGA	Pct.	3FG-3FGA	Pct.	FT-FTA	Pct.	OR-DR	Reb/Avg.	PF-FO	Ast/Avg.	TO	BLK	Stl/Avg.	Pts/Avg.
At Marshall																
2008-09	18-2	99/5.5	4-14	.286	2-6	.333	5-9	.556	2-7	9/0.5	17-0	8/0.4	11	0	3/0.2	15/0.8
2009-10	23-4	220/9.6	16-49	.327	11-29	.379	6-8	.750	0-18	18/0.8	27-0	20/0.9	28	0	10/0.4	49/2.1
TOTALS	41-6	319/7.8	20-63	.317	13-35	.371	11-17	.647	2-25	27/0.7	44-0	28/0.7	39	0	13/0.3	64/1.6

Raechele's Career Postseason Statistics

Year	GP-GS	Min/Avg.	FG-FGA	Pct.	3FG-3FGA	Pct.	FT-FTA	Pct.	OR-DR	Reb/Avg.	PF-FO	Ast/Avg.	TO	BLK	Stl/Avg.	Pts/Avg.
At Marshall																
2008-09	1-0	0/0.0	0-0	.000	0-0	.000	0-0	.000	0-0	0/0.0	0-0	0/0.0	0	0	0/0.0	0/0.0
2009-10	0-0	0/0.0	0-0	.000	0-0	.000	0-0	.000	0-0	0/0.0	0-0	0/0.0	0	0	0/0.0	0/0.0
TOTALS	1-0	0/0.0	0-0	.000	0-0	.000	0-0	.000	0-0	0/0.0	0-0	0/0.0	0	0	0/0.0	0/0.0



2008-09 Game-By-Game At Marshall																	
Opponent	GS	Min	FG-A	Pct.	3FG-A	Pct.	FT-A	Pct.	Off	Def	Tot	PF	A	TO	Blk	S	Pts
at Appalachian State	10		0-1	.000	0-1	.000	0-0	.000	0	1	1	0	0	1	0	0	0
TENNESSEE STATE	11		0-0	.000	0-0	.000	0-0	.000	0	2	2	4	0	1	0	0	0
LOUISIANA-MONROE	3		0-0	.000	0-0	.000	0-0	.000	0	0	1	0	0	0	0	0	0
MOREHEAD STATE	9		0-0	.000	0-0	.000	0-0	.000	0	0	2	0	2	0	1	0	0
TEXAS-ARLINGTON	2		0-0	.000	0-0	.000	0-0	.000	0	0	0	0	0	0	0	0	0
at Seton Hall			Did Not Play														
OHIO	1		0-0	.000	0-0	.000	0-0	.000	0	0	0	0	0	0	0	0	0
HOUSTON BAPTIST	13		1-3	.333	0-1	.000	0-1	.000	0	0	0	4	0	0	0	0	2
RICHMOND	5		0-0	.000	0-0	.000	0-0	.000	0	0	0	1	0	0	0	0	0
vs. Mississippi State			Did Not Play														
vs UNC Asheville	2		1-1	1.000	1-1	1.000	0-0	.000	0	1	1	2	0	1	0	0	3
at East Carolina	3		0-0	.000	0-0	.000	0-0	.000	0	0	0	1	0	1	0	0	0
at SMU			Did Not Play														
at Tulsa	0+		0-0	.000	0-0	.000	0-0	.000	0	0	0	0	0	0	0	0	0
vs. West Virginia			Did Not Play														
EAST CAROLINA			Did Not Play														
UAB			Did Not Play														
MEMPHIS	1		0-1	.000	0-0	.000	0-0	.000	0	0	0	0	0	0	0	0	0
at Southern Miss			Did Not Play														
at Central Florida			Did Not Play														
TULANE	1		0-1	.000	0-0	.000	0-0	.000	0	0	0	1	0	1	0	0	0
at UTEP	6		0-1	.000	0-0	.000	0-0	.000	1	0	1	0	1	0	0	0	0
CENTRAL FLORIDA	22		1-4	.250	0-2	.000	5-8	.625	0	2	2	3	0	2	0	2	7
SOUTHERN MISS	5		0-1	.000	0-0	.000	0-0	.000	1	0	1	2	1	0	0	0	0
at UAB	8		1-1	1.000	1-1	1.000	0-0	.000	0	1	1	2	0	3	0	0	3
at Memphis			Did Not Play														
HOUSTON			Did Not Play														
RICE			Did Not Play														
vs. Memphis			Did Not Play														
vs. UTEP			Did Not Play														
vs. Southern Miss	0+		0-0	.000	0-0	.000	0-0	.000	0	0	0	0	0	0	0	0	0

2009-10 Game-By-Game At Marshall																	
Opponent	GS	Min	FG-A	Pct.	3FG-A	Pct.	FT-A	Pct.	Off	Def	Tot	PF	A	TO	Blk	S	Pts
W.VA. WESLEYAN			Did Not Play														
APPALACHIAN STATE			Did Not Play														
SETON HALL	5		0-1	.000	0-1	.000	0-0	.000	0	0	0	1	0	0	0	0	0
KENT STATE	2		1-2	.500	1-2	.500	0-0	.000	0	0	0	0	0	0	0	1	3
at Ohio	3		0-0	.000	0-0	.000	0-0	.000	0	0	0	0	0	1	0	0	0
vs. Miami (Ohio)	4		0-0	.000	0-0	.000	0-0	.000	0	0	0	1	0	1	0	1	0
at Pittsburgh	2		0-0	.000	0-0	.000	0-0	.000	0	0	0	0	1	0	0	0	0
at Cleveland State	14		0-1	.000	0-0	.000	0-0	.000	0	0	0	0	3	1	0	2	0
at George Washington	4		0-1	.000	0-1	.000	0-0	.000	0	0	0	0	0	2	0	0	0
UT MARTIN	3		0-1	.000	0-0	.000	0-0	.000	0	1	1	0	0	0	0	0	0
MURRAY STATE			Did Not Play														
RADFORD	5		0-1	.000	0-0	.000	0-0	.000	0	1	1	0	2	0	0	1	0
at East Carolina	2		0-0	.000	0-0	.000	0-0	.000	0	0	0	1	0	0	0	0	0
CENTRAL FLORIDA	21		2-5	.400	0-1	.000	2-3	.667	0	1	1	2	5	2	0	1	6
SOUTHERN MISS	25		2-6	.333	2-5	.400	0-0	.000	0	2	2	2	2	2	0	1	6
at Rice	32		4-8	.500	3-7	.429	0-0	.000	0	3	3	0	2	3	0	1	11
at Houston	3		0-0	.000	0-0	.000	0-0	.000	0	0	0	2	0	1	0	1	0
vs. West Virginia	17		4-5	.800	3-3	1.000	0-0	.000	0	0	4	2	1	0	0	0	11
at Tulsa	27		1-3	.333	1-1	1.000	4-5	.800	0	4	4	1	1	4	0	0	7
MEMPHIS	21		0-3	.000	0-1	.000	0-0	.000	0	2	2	3	1	5	0	0	0
UAB	21		1-3	.333	0-0	.000	0-0	.000	0	2	2	3	0	2	0	1	2
at Central Florida	4		0-0	.000	0-0	.000	0-0	.000	0	0	0	3	0	1	0	0	0
at Southern Miss	3		0-3	.000	0-3	.000	0-0	.000	0	0	0	0	0	0	0	0	0
TULANE	0		0-0	.000	0-0	.000	0-0	.000	0	0	0	1	0	0	0	0	0
UTEP			Did Not Play														
SMU			Did Not Play														
at Memphis	10		1-6	.167	1-4	.250	0-0	.000	0	1	1	3	0	0	0	0	3
at UAB	3		0-0	.000	0-0	.000	0-0	.000	0	1	1	1	0	2	0	0	0
EAST CAROLINA			Did Not Play														
vs. Central Florida			Did Not Play														

Raechele's Career Highs

- Points** 11, at Rice, 01/15/10
vs. West Virginia, 01/20/10
- Rebounds** 4, at Tulsa, 01/23/10
- Assists** 5, vs. Central Florida, 01/08/10
- Steals** 2, vs. Central Florida, 02/13/09
at Cleveland State, 12/02/09
- Blocks** none
- Minutes** 32, at Rice, 01/15/10
- FG** 4, at Rice, 01/15/10
vs. West Virginia, 01/20/10
- FGA** 8, at Rice, 01/15/10
- 3FG** 3, at Rice, 01/15/10
vs. West Virginia, 01/20/10
- 3FGA** 7, at Rice, 01/15/10
- FT** 5, vs. Central Florida, 02/13/09
- FTA** 8, vs. Central Florida, 02/13/09
- OReb** 1, at UTEP, 02/08/09
vs. Southern Miss, 02/15/09
- DReb** 4, at Tulsa, 01/23/10




#12 • Freshman • Forward • 6-1

Aimee Bouie


New Castle, Del. (Alexis I. duPont HS)

HIGH SCHOOL

Ranked as the 40th best small forward in the nation by ESPN Hoop-girlz.com ... also ranked by Collegiate Girls Basketball Report as a mid-major player making an impact at a top 150 program as a freshman ... listed among the top-10 players in the state of Delaware ... as a senior at A.I. duPont High School, Bouie averaged 14 points, eight rebounds and four blocks per game while earning honorable mention all-state honors for a second time ... played in the annual Blue/Gold All-Star game following her senior season ... as a junior, averaged 12 points, seven rebounds and four blocked shots per game ... earned all-conference and honorable mention all-state recognition her junior season ... was a varsity starter since her freshman season ... averaged eight points, five rebounds and three blocks as a sophomore ... averaged five points, four rebounds and two blocks as a freshman ... also played volleyball and ran track at A.I. duPont.

PERSONAL

Full name is Aimee Rose Bouie ... born July 12, 1992 ... daughter of Wayne Bouie and Dawnee Watson-Bouie ... has one sister – Claire Anola ... majoring in apparel design merchandising.

#25 • Freshman • Guard • 5-8

Marie Carpenter

Nashville, Tenn. (Ensworth School)

HIGH SCHOOL

Two-time finalist for Division II-AA Miss Basketball in Tennessee ... three-time all-state honoree ... led Ensworth School to a second Tennessee Division II-AA state championship while averaging 12.6 points her senior season ... *Nashville City Paper* Player of the Year and region MVP as a senior ... led Ensworth to the state championship game as a junior in 2009 ... averaged 18.2 points per game on her way to earning first team all-state honors from the Tennessee Sports Writer's Association (TSPA) her junior season ... was also selected third team All-Midstate by the *Tennessean* ... in addition to shooting 47 percent from the field, Carpenter also averaged 2.6 rebounds and 2.0 assists per game as a junior ... averaged 8.2 points while helping Ensworth capture the TSSAA DII-AA state championship as a sophomore ... was chosen to the Middle-East All-Region team three times and is a two-time all-state tournament team selection.

PERSONAL

Full name is Marie Lynette Carpenter ... born May 22, 1992 ... daughter of LaShanta Carpenter ... received scholarship offers from Arkansas-Little Rock, James Madison, Kennesaw State, Southern Mississippi, Tennessee State, Tennessee-Chattanooga and Tennessee-Martin ... majoring in sports management.





	#14 • Sophomore • Forward • 6-0
	Natasha Robinson
	Bartlett, Ill. (Kishwaukee College)

AS A FRESHMAN IN 2009-10 (at Kishwaukee College)


Averaged 4.2 points, 4.1 rebounds, 0.8 assists, and 0.7 steals per game last season ... shot 36 percent from the field, 38 percent from three-point range and 60 percent from the free throw line ... scored a season best 16 points while connecting on 4-of-6 three-pointers against Carl Sandburg College (Feb. 6) ... scored 10 points and grabbed eight rebounds against South Suburban College (Jan. 23) ... helped the team set a school record with 24 wins ... team was ranked in the top-20 all season and reached as high as No. 6 in the nation ... earned Arrowhead Academic All-Conference honors.

HIGH SCHOOL

Averaged eight points, four rebounds and two assists per game her senior season at Wheeling High School ... helped the team capture the conference, regional and semi-sectional championships while compiling a 28-4 record ... averaged nine points, four rebounds and two assists her junior season.

PERSONAL

Full name is Natasha A. Robinson ... born Oct. 20, 1989 ... daughter of George and Celia Robinson ... has one brother – Nathan, and one sister – Alisha ... attended Eastern Michigan University in 2008-09 ... majoring in business marketing.

	#11 • Freshman • Guard • 5-7
	Jennifer Smiley
	Radcliff, Ky. (North Hardin HS)

HIGH SCHOOL

Ranked among the top-10 seniors in Kentucky by Blue Chip Basketball ... ranked by Collegiate Girls Basketball Report as a mid-major player making an impact at a top 150 program as a freshman ... led North Hardin High School to a 23-4 record as a junior while averaging 12 points and four assists per game Blue Chip All-Star and was selected second team all-area by the *News-Enterprise* as a junior ... on Jan. 3, 2009 against Owensboro, Smiley scored 27 points and dished out a career-best seven assists ... connected on seven three-pointers and scored a career-high 30 points on Jan. 20, 2009 against Nelson County ... equaled her career-best seven assists on Feb. 16, 2009 in a win over Meade County ... led North Hardin in three-point and free throw percentage as a junior ... was selected to the 2009 17th District All-Tournament team ... lost to current Lady Colonel Alex Jones and Elizabethtown High School in the finals of the district tournament her junior season ... as a sophomore, averaged eight points, 2.3 assists and two rebounds per game while shooting 34 percent from behind the three-point arc ... helped North Hardin reach the region championship game where the Trojans were defeated by Jones and Elizabethtown High.

PERSONAL

Full name is Jennifer Smiley ... born Feb. 8, 1992 ... daughter of Garrett Smiley ... her uncle Norman Smiley played football at Eastern Kentucky University ... her Aunt Angie Smiley ran track at Eastern Kentucky University ... major is undecided.







Head Coach

Chrissy Roberts

Eastern Kentucky University, '98

Third Season • Eminence, Ky.

On October 12, 2007, Chrissy Roberts returned to her alma mater to be inducted into the school's Athletics Hall of Fame. Seven months later, Roberts returned to EKU again, this time for a longer stay. Roberts was selected as the program's eighth head coach on May 29, 2008.

"To be back at home surrounded by the people that helped me grow as a person is a wonderful feeling," Roberts said. "To be able to do what I love in a place that I call home means so much to me. It's a dream come true."

As a student-athlete, Roberts led Eastern to its first-ever Ohio Valley Conference tournament championship and first-ever NCAA tournament appearance.

She later served two stints as an assistant at her alma mater before spending six seasons as an assistant at East Carolina.

"My goal is for our student-athletes to become the best people, students and athletes they can be," said Roberts.

"Lady Colonels will graduate from EKU as both, champions on the court, and in the classroom."

Roberts and her staff have done an excellent job of replenishing the team with the type of student-athletes that can raise the program back to the championship level it is known for. Her first EKU recruit was the second leading scoring freshman in the nation and earned OVC Freshman of the Year honors. Her first full recruiting class, the 2009 class, included two of the top players from the state of Kentucky, one of the best from Ohio and a number of highly touted transfers. Alex Jones, a member of the Class of 2009, earned All-OVC honors in her first season with the Lady Colonels. This year's incoming class consists of the 40th ranked small forward in the nation and a two-time finalist for Tennessee Miss Basketball.

Roberts' efforts to increase the team's talent level have paid off on the court. Despite



being picked to finish ninth in last year's Ohio Valley Conference preseason poll, Eastern Kentucky tied for fourth place in the conference standings. In 2008-09, EKU won seven games, placed ninth in the OVC, and failed to qualify for the postseason conference tournament. However, in 2009-10 Eastern Kentucky concluded the season with 12 victories, won twice as many conference games and returned to postseason play. The Lady Colonels began the conference schedule with a 5-0 record for the first time since the 2002-03 season.

"Chrissy and her staff have done a great job building a foundation for success by securing talented classes to compliment our returning players," EKU Director of Athletics Mark Sandy said. "Chrissy has a commitment to high standards for performance on and off the court."

The Eminence, Ky., native's Hall of Fame playing career began when she wore maroon and white for the first time, as a junior, in 1996. After transferring from the University of Kentucky, Roberts made an immediate impact at EKU. She averaged 13.4 points, and led the nation with a 48.8 three-point shooting percentage in 1996-97. She helped the Lady Colonels roll to a 24-6 record, claim the OVC regular-season championship with a 16-2 mark, win the school's first-ever conference tournament title, and advance to the NCAA tournament for the first time.

Roberts scored 18 points in Eastern Kentucky's first NCAA tournament game, against second seeded Georgia on March 14, 1997.

Following her junior season Roberts won two national awards for her three-point shooting. She was honored by the Naismith Memorial Basketball Hall of Fame with the Edward S. Steitz Award. For this honor, her shoes, jersey and practice gear were enshrined in the Basketball Hall of Fame in Springfield, Mass. She also won the AT&T Long Distance Award.

During the 1997-98 season, her senior campaign, Roberts averaged a team-high 15.2 points per game, shot 48.6 percent from the field and 45.9 percent from three-point range. She was selected as the OVC Player of the Year, earned first team all-conference honors for the second straight season and garnered Kodak All-America Honorable Mention honors. She helped the Lady Colonels (20-8, 15-3 OVC) to their second straight OVC regular-season title.

The Chrissy Roberts File

Full Name Christina Lanise Roberts
Birthplace Louisville, Ky.
Hometown Eminence, Ky.
Birthdate December 25, 1974
High School Eminence HS, 1993
College Eastern Kentucky
Degree B.S. Sports Supervision (1998)
 M.S. Sport Administration (1999)

Playing Experience
 University of Kentucky 1993-95
 Eastern Kentucky 1996-98

- EKU Playing Career**
- Led EKU to its first OVC tournament championship and first NCAA tournament appearance
 - 1998 OVC Player of the Year
 - 1998 Kodak All-America Honorable Mention
 - Set school records for three-pointers in a season and career three-point field goal percentage
 - EKU Athletics Hall of Fame, class of 2007

Coaching Experience

Eastern Kentucky University	1998-99
Graduate Assistant Coach	
Tennessee Tech University	1999-00
Assistant Coach	
Eastern Kentucky University	2000-02
Assistant Coach	
East Carolina University	2002-08
Assistant Coach	
Eastern Kentucky University	2008-
Head Coach	

- Accomplishments**
- As a coach*
- Two NCAA tournament appearances (2000 and 2007)
 - Two OVC regular-season championships, one OVC tournament title
 - 2002 WNIT Sweet 16
 - 2007 Conference USA tournament championship
- At EKU (As a player and assistant coach)*
- 100-44 (66-20 OVC), three regular-season OVC championships, OVC tournament title, NCAA tournament appearance

Chrissy Roberts' Record Versus All Opponents

Austin Peay	1-3
Bethune-Cookman	1-0
Bluefield State College	1-0
Central Arkansas	0-1
Chicago State	1-0
Cincinnati	0-1
Davis & Elkins	1-0
Eastern Illinois	0-4
Florida Atlantic	0-1
Houston Baptist	0-1
Jacksonville State	2-2
Murray State	1-3
Morehead State	1-3
Ohio Valley	1-0
Oklahoma State	0-1
Southeast Missouri	1-3
Southern Ill. Edwardsville ...	1-1
Tennessee-Martin	3-2
Tennessee State	1-3
Tennessee Tech	2-2
Towson	1-0
Vanderbilt	0-1
Western Kentucky	0-2
West Virginia	0-1
Wright State	0-2



Chrissy Roberts Year-By-Year

	Year	School	Conference		Postseason
			Record	Record	
Player	1993-94	Kentucky	17-11	5-6 (f-7th)	SEC tournament
	1994-95	Kentucky	14-14	4-7 (9th)	SEC tournament
	1996-97	Eastern Kentucky	24-6	16-2 (1st)	OVC regular-season/tournament champions, NCAA TOURNAMENT
	1997-98	Eastern Kentucky	20-8	15-3 (f-1st)	OVC regular-season co-champions/OVC tournament
Assistant Coach	1998-99	Eastern Kentucky	11-16	8-10 (6th)	OVC tournament
	1999-00	Tennessee Tech	24-9	16-2 (1st)	OVC regular-season/tournament Champions, NCAA TOURNAMENT
	2000-01	Eastern Kentucky	22-6	14-2 (2nd)	OVC tournament
	2001-02	Eastern Kentucky	23-8	13-3 (f-1st)	OVC regular-season co-champions, WNIT Sweet 16
	2002-03	East Carolina	12-16	4-10 (12th)	First Conference USA tournament appearance in school history
	2003-04	East Carolina	14-14	5-9 (f-9th)	C-USA tournament, first non-losing record since 2000-01 for ECU
	2004-05	East Carolina	10-18	6-8 (8th)	C-USA tournament
	2005-06	East Carolina	17-12	8-8 (f-6th)	First C-USA tournament victory, first non-losing C-USA record
Head Coach	2006-07	East Carolina	19-14	11-5 (3rd)	Conference USA tournament champions, NCAA TOURNAMENT
	2007-08	East Carolina	13-17	7-9 (f-6th)	C-USA tournament
	2008-09	Eastern Kentucky	7-20	4-14 (f-8th)	
	2009-10	Eastern Kentucky	12-17	8-10 (f-4th)	OVC tournament

What They're Saying About Chrissy Roberts

"Chrissy is an exceptionally hardworking, loyal and smart basketball coach. I am excited for her basketball team because I believe her energy and ability to teach will challenge and motivate them to reach their potential."
Sharon Fanning
Head Coach, Mississippi State

"Chrissy Roberts is an excellent hire for ECU. Anytime you go back to your alma mater is a special time. She has the complete package and is ready to be a head coach. Chrissy is going to do a great job and I am excited for her and looking forward to her success. She has been a really huge part of our success over the past six years and will be really hard to replace."
Sharon Baldwin-Tener
Head Coach, East Carolina

"I'm very excited for Chrissy. I've known her for several years and Eastern Kentucky is getting a great person and coach to lead their program. I've seen her work hard and she's a great recruiter. There is no doubt in my mind that she'll have success at ECU."
Mike Carey
Head Coach, West Virginia

On her way to earning OVC Player of the Year honors, Roberts ranked in the top-10 in the OVC in nine different categories. She led the league in free throw percentage, three-point field goal percentage, three-pointers made and minutes played. She finished second in scoring, and fifth in assists and steals.

Roberts holds school records for three-pointers in a single season (85 in 1996-97) and career three-point field goal percentage (47.6). She is fifth on Eastern's career three-pointers made list (152).

In 2002, Roberts joined the staff at East Carolina where she served as the program's recruiting coordinator and worked closely with the team's guards. In her first five seasons at ECU, the Lady Pirates finished higher than predicted each season.

Roberts capped her first season by helping East Carolina to its first-ever Conference USA tournament appearance. During the 2005-06 season, East Carolina went 17-12 and finished with an 8-8 conference mark, its best-ever up to that time. The Lady Pirates capped the season with the first C-USA tournament game victory in program history.

The rebuilding process at East Carolina culminated in 2007. The Lady Pirates went 19-14 overall and finished third in C-USA. ECU went on to capture its first C-USA tournament championship and earn the program's first NCAA tournament berth in 25 years.

At ECU, Roberts coached three 1,000-point scorers, 10 all-conference selections, the 2006 C-USA Freshman of the Year, the 2007 tournament MVP, two C-USA All-Defensive team selections and five C-USA Players of the Week.

She also coached two of the most prolific guards in school history. With Roberts' help, Jennifer Jackson earned all-conference honors three times, and set an ECU single-season record for three-pointers made and attempted. Jasmine Young finished her career first in school history in three-pointers made, second in assists and steals, and third with 1,591 career points. She was a four-time all-conference performer and the 2006 conference freshman of the year.

After her collegiate playing career ended Roberts jumped right into

coaching. She served as a graduate assistant at ECU for the 1998-99 season and then moved to a full-time assistant position at Tennessee Tech University for one season. While Roberts was at Tech, the team finished with a 24-9 record, a 16-2 mark in OVC play, won the regular-season conference championship, the OVC tournament title and made a trip to the NCAA tournament. The OVC tournament banner with Roberts on the coaching staff in 2000 is the last for Tennessee Tech.

Roberts left TTU to return for a second stint as an assistant to Larry Joe Inman at her alma mater. In two seasons, she helped the Lady Colonels to a 45-14 record and a 27-5 mark against OVC teams. ECU finished second in the conference in 2000-01 and shared the regular-season conference championship in 2001-02. The Lady Colonels led the nation in scoring in 2001, averaging 88.4 points per game. ECU capped the 2002 season by earning the first postseason victory in program history to advance to the Sweet 16 in the WNIT.

In three seasons as an assistant coach in the OVC, Roberts coached seven all-conference honorees, four all-tournament team selections, a tournament MVP and an OVC Player of the Year.

As a player and a coach, Roberts has participated in three NCAA tournament games and two WNIT contests. In 1998 Roberts earned a bachelor's degree in sports supervision from Eastern Kentucky. She earned a master's degree in sport administration in 1999.

In high school, Roberts was a first team all-state selection and a National High School Athletic Coaches Association All-American her senior season at Eminence High School. She capped her prep career by being selected to play in the Kentucky-Indiana All-Star game.

Chrissy Roberts' Career Statistics

YEAR	GP-GS	MIN/Avg.	FG-FGA	Pct.	3FG-3FGA	Pct.	FT-FTA	Pct.	OR-DR	REB/Avg.	PF-FO	AST/Avg.	TO	BLK	STL/Avg.	PTS/Avg.
1993-94	28-4	430/15.4	41-107	.383	21-59	.356	16-24	.667	9-45	54/1.9	43-0	32/1.1	40	1	26/0.9	119/4.3
1994-95	27-24	782/29.0	75-187	.401	47-130	.362	15-19	.789	27-53	80/3.0	47-0	51/1.9	39	4	30/1.1	212/7.9
at UK	55-28	1212/22.0	116-294	.395	68-189	.360	31-43	.721	36-98	134/2.4	90-0	83/1.5	79	5	56/1.0	331/6.0
1996-97	30-30	996/33.2	127-275	.462	85-173	.491	65-79	.823	26-87	113/3.8	44-0	85/2.8	61	2	47/1.6	404/13.5
1997-98	28-28	987/35.2	133-275	.484	67-146	.459	91-102	.892	19-71	90/3.2	50-0	121/4.3	85	2	60/2.1	424/15.1
at ECU	58-58	1983/34.2	260-550	.473	152-319	.476	156-181	.862	45-158	203/3.5	94-0	206/3.6	146	4	107/1.8	828/14.3
TOTALS	113-86	3195/28.3	376-844	.445	220-508	.433	187-224	.835	81-256	337/2.9	184-0	289/2.6	225	9	163/1.4	1159/10.3




Assistant Coach

Melissa Kolbe

Wittenberg University, '99

Third Season • Cleveland, Ohio

The Melissa Kolbe File

<i>Full Name</i>	Melissa Cali Kolbe
<i>Birthplace</i>	Cleveland, Ohio
<i>Hometown</i>	Cleveland, Ohio
<i>Birthdate</i>	January 23, 1977
<i>High School</i>	West Geauga HS
<i>College</i>	Wittenberg University
<i>Degree</i>	B.A. Psychology (1999)
Playing Experience	
Wittenberg University	1995-99
Coaching Experience	
Valdosta State	1999-00
Assistant Coach	
Mercer University	2000-02
Assistant Coach	
East Carolina University	2002-08
Assistant Coach	
Eastern Kentucky University	2008-
Assistant Coach	

Melissa Kolbe is in her third year as an assistant for head coach Chrissy Roberts.

Kolbe serves as the program's recruiting coordinator and works with the guards.

Along with Roberts, Kolbe spent the six seasons before coming to Eastern as an assistant at East Carolina University. With Kolbe's help, the Lady Pirates finished higher than predicted each of her first five seasons on the staff.

In Kolbe's first season, East Carolina made its first-ever Conference USA tournament appearance. A year later, the Lady Pirates finished

14-14 overall, the program's first non-losing season since 2000-01 and only the fourth non-losing season in 11 years. ECU returned to the C-USA tournament in 2004 and 2005. During the 2005-06 season, East Carolina went 17-12 and finished with an 8-8 conference mark, its best-ever up to that time. The Lady Pirates capped the season with the first C-USA tournament game victory in program history.

The rebuilding process at East Carolina culminated in 2007. The Lady Pirates went 19-14 overall and finished third in C-USA with an 11-5 mark. ECU went on to capture its first C-USA tournament championship and earn the program's first NCAA tournament berth in 25 years. The trip to the Big Dance was only the second in school history.

Prior to joining the ECU staff, Kolbe spent one season as an assistant at Mercer University. Kolbe served on Sharon Baldwin-Tener's staff at Mercer and joined Baldwin-Tener at East Carolina when she was selected as the Lady Pirates' head coach in 2002. While at Mercer, she assisted with recruiting and served as the academic coordinator. She was also involved with workouts, scouting and administrative duties. She helped Mercer increase its win total by 10 games from the previous season, one of the biggest turnarounds in NCAA Division I that season. The Bears also advanced to the semifinals of the Atlantic Sun tournament in 2002.

Kolbe's collegiate coaching career began at Valdosta State in 1999. She served two seasons at Division II Valdosta State before joining the staff at Mercer.

The Cleveland, Ohio native enjoyed a highly successful playing career at Wittenberg University, where she earned a bachelor's degree in psychology. Kolbe helped lead her team to three conference championships and two appearances in the NCAA tournament.



Assistant Coach

Kent Miller

Eastern Kentucky University, '81, '85

Third Season • Harrisburg, Pa.

Kent Miller begins his third season as an assistant to head coach Chrissy Roberts.

Miller is responsible for scheduling, equipment and works with the team's guards

In the summer of 2008, Miller joined the Lady Colonel coaching staff for the second time. Miller spent five seasons (1994-99) as an assistant to former Lady Colonel head coach Larry Joe Inman. In his first stint, Miller helped ECU claim three Ohio Valley Conference regular season championships in a four-year period.

He was part of the staff that led the Lady Colonels to their first-ever OVC title in 1995 and led Eastern to its first-ever OVC tournament championship and NCAA tournament appearance in 1997.

Miller left ECU to be the head girls' basketball coach at Madison Central High School. From 1999 to 2005, Miller led the Indians to four district titles in six seasons. His 2001-02 squad captured a second straight 44th District championship and advanced to the finals of the 11th Region tournament. He compiled a 92-76 record at MCHS.


In 2005, Miller began a two-year stint as the boys' basketball coach at Model Laboratory School. Miller's 2006-07 team finished as the runner-up in the district tournament and earned a spot in the region tourney. He served as an assistant with the men's team at Georgetown College during the 2007-08 season, helping the Tigers to an undefeated regular season, a No. 1 ranking in the NAIA and a trip to the final four.

Before starting his first stint as an assistant at ECU, Miller spent nine seasons as the head junior varsity and assistant varsity boys' basketball coach at Bryan Station High School in Lexington. Miller worked under former Colonel and ECU Athletics Hall of Fame member Bobby Washington at BSHS.

Miller earned two bachelor's degrees from ECU. The first, in police administration, came in 1981 and the second, in education, was earned in 1985. In 1991, he completed his master's degree at Eastern in education with an emphasis in school health. Miller spent the 1984-85 season as a manager for the Colonel men's basketball team under former head coach Max Good.

The Kent Miller File

<i>Full Name</i>	Kent Miller
<i>Birthplace</i>	Harrisburg, Pa.
<i>Hometown</i>	Richmond, Ky.
<i>Birthdate</i>	April 6, 1958
<i>High School</i>	Central Dauphin HS
<i>College</i>	Eastern Kentucky
<i>Degree</i>	B.S. Police Administration (1981), B.S. Education (1985), M.S. Education (1991)
Playing Experience	
Central Dauphin HS	1973-76
Coaching Experience	
Bryan Station High School	1985-94
Assistant Boy's Basketball Coach	
Eastern Kentucky University	1994-99
Women's Basketball Assistant Coach	
Madison Central HS	1999-05
Head Girl's Basketball Coach	
Model Laboratory School	2005-07
Head Boy's Basketball Coach	
Georgetown College	2007-08
Men's Basketball Assistant Coach	
Eastern Kentucky University	2008-
Assistant Coach	

Assistant Coach

Candice Finley

Eastern Kentucky University, '02

Third Season • Detroit, Mich.

The Candice Finley File

<i>Full Name</i>	Candice Monique Finley
<i>Birthplace</i>	Detroit, Mich.
<i>Hometown</i>	Detroit, Mich.
<i>Birthdate</i>	May 21, 1979
<i>High School</i>	Bishop Borgess HS
<i>College</i>	Eastern Kentucky
<i>Degree</i>	B.S. Apparel Design & Merchandising (2002)
Playing Experience	
Eastern Kentucky	1997-01
Luxembourg Racing	2001-02
Coaching Experience	
Romulus High School	2003-05
Assistant Coach	
Romulus High School	2005-07
Head Coach	
Southern Connecticut State	2007-08
Assistant Coach	
Eastern Kentucky University	2008-
Assistant Coach	

Candice Finley, a former Lady Colonel and a 2001 second team all-conference selection, returned to her alma mater as an assistant coach prior to the 2008-09 season. Finley was a freshman when ECU Head Coach Chrissy Roberts was a senior. The two helped Eastern capture the 1998 Ohio Valley Conference regular-season championship.

Her duties as an assistant at ECU include overseeing academics, organizing community service projects and working with the team's post players.

Finley began her collegiate coaching career when she joined former ECU assistant

Meghan Brown's first staff at Southern Connecticut State University for the 2007-08 season. Finley helped SCSU continue its winning tradition. The team posted the program's seventh straight winning season.

Before embarking on a collegiate coaching career, Finley spent four seasons as the head coach at Romulus High School in Romulus, Mich. She led Romulus to a Mega White Division championship in 2004 and a pair of district titles in 2004 and 2007. In 2007, Finley was named Downriver Coach of the Year.

She also served as a coach with the Michigan Crossover AAU/Nike Travel Team program from 2002 to 2007. She helped the team win two Michigan AAU state titles.

After earning a bachelor's degree from ECU in 2002, Finley played professionally in Luxembourg for a season before returning to serve as an assistant at Romulus High School. After two seasons as an assistant, Finley served as the head coach for two seasons.

Finley was a three-year starter for the Lady Colonels from 1997 to 2001. She concluded her career with more than 1,000 points, nearly 500 rebounds and more than 100 steals. She earned second team all-conference honors after leading Eastern in scoring (13 ppg) and rebounding (5.5 rpg) her senior season. She finished her collegiate career having made 45.4 percent of her shots from the field. She stands 19th on ECU's all-time scoring list.

In addition to her OVC championship, the Detroit, Mich., native won three state titles at Bishop Borgess High School.



Assistant Coach

Allie Turley

Eastern Kentucky University, '04

First Season • Marion, Ky.

Allie Turley joined the staff in August. Turley, a 2004 graduate of ECU, spent the past two seasons as the head boys' coach at Brandon High School in Brandon, Fla.

The Marion, Ky., native led Brandon High to the class 6A regional quarterfinals last season. Before taking over as the head coach, Turley spent three seasons (2005-08) as the associate head coach for the school. He helped the team capture the 2008 region championship and advance to the class 5A final four in 2008. The team finished ranked No. 3 in the state in the final 5A poll.

As a student at Eastern Kentucky, Turley served as an administrative assistant and camp instructor for the men's basketball team from 2001 to 2003. He began his collegiate career as a member of the men's basketball team at Southeastern Illinois College. After playing for two seasons (1998-00), Turley served as an assistant coach for the 2000-01 campaign. He helped Southeastern to a 26-4 record that season. The team climbed to as high as No. 5 in the NJCAA Division I poll and averaged 121 points per game through the first 11 games of the season.

Turley earned an associate's degree in biology and chemistry from Southeastern Illinois and a bachelor's degree in biology at ECU. In 2010 he completed work on a master's in sports leadership from Duquesne University.

The Allie Turley File

<i>Full Name</i>	Allie Hayden Turley
<i>Birthplace</i>	Paducah, Ky.
<i>Hometown</i>	Marion, Ky.
<i>Birthdate</i>	Feb. 17, 1980
<i>High School</i>	Crittenden County HS
<i>College</i>	Eastern Kentucky
<i>Degree</i>	B.S. Biology (2004), M.S. Sports Leadership (Duquesne, '10)
Playing Experience	
Central Dauphin HS	1973-76
Southeastern Illinois College	1998-00
Coaching Experience	
Southeastern Illinois College	2000-01
Assistant Men's Basketball Coach	
Eastern Kentucky University	2001-03
Men's Basketball Camp Instructor/ Administrative Assistant	
Brandon High School	2005-08
Head JV Boys'/Girls' Basketball Coach	
Associate Head Boys' Basketball Coach	
Brandon High School	2008-10
Head Boys' Basketball Coach	
Eastern Kentucky University	2010-
Director of Operations	



Athletic Trainer

David T. Green

Middle Tennessee State, '75

Third Season • Nashville, Tenn.



Team Manager

Erin Day

Third Season • Sardina, Ohio



The Lady Colonel basketball program, under the direction of second-year head coach Chrissy Roberts, took a big step forward during the 2009-10 season. Despite being picked to finish ninth in the Ohio Valley Conference pre-season poll, Eastern Kentucky tied for fourth place in the conference standings.

In 2008-09, ECU finished 7-20 overall, placed ninth in the OVC with a 4-14 conference mark, and failed to qualify for the postseason conference tournament. However, in 2009-10 Eastern Kentucky concluded the season 12-17 and won twice as many conference games, finishing 8-10 in league play.

Eastern began the season with nine new faces on the team, including five freshmen. All five freshmen played in at least 24 games and three of the five became fixtures in the starting line-up. Forward Alex Jones led the talented group.

Jones earned second-team all-conference honors after starting all 29 games for the Lady Colonels and averaging 12 points, 8.7 rebounds, 1.6 steals, 1.6 assists and one block per game. She led the team in scoring, rebounding, steals and blocks. The Elizabethtown, Ky., native earned OVC Freshman of the Week honors five times and was selected as the OVC Player of the Week once. No other OVC women's basketball player earned more weekly freshman honors. Jones posted seven double-doubles in her first season.

Freshman Brittany Coles was the team's second leading scorer. The Lexington, Ky., native led the team with 30 three-pointers in addition to averaging 7.9 points and 2.5 rebounds per game. She started the final four games of the season and scored in double figures in four of Eastern's final five games.

Freshman Shakeyia Colyer averaged just 2.3 points and 12.3 minutes per game through Eastern Kentucky's first 16 games. However, when junior guard Talisha Davis left the team after the death of her sister, Colyer stepped up. Over the final 13 games of the season, she contributed 11.5 points, five rebounds and 1.7 assists while playing 34 minutes per contest. Colyer gave her coaches a glimpse of what was to come when she exploded for 10 points in a December game against a West Virginia team that would spend most of the season among the top-10 teams in the country.

At the time of her departure, Davis led the team in scoring (11.7 ppg) and assists (2.6 apg). She had scored in double figures in six of her last seven games, including back-to-back 20-plus performances that pushed

Eastern Kentucky to a perfect 5-0 in OVC play. It took the Lady Colonels awhile to adjust to Davis' absence, winning just once in their first six games without the junior college transfer.

Freshmen Michaela Kleist and Ashley Pritchett were also key contributors during their first collegiate season. Kleist averaged five points, 4.4 rebounds and 15 minutes per game. She scored in double figures six times and posted a double-double against Morehead State, finishing with 12 points and 12 rebounds. Pritchett started twice, including ECU's upset victory at second place Morehead State. The guard handed out three assists and turned the ball over only once in 19 minutes on the court, all while guarding one of the top players in the conference.

The five freshmen accounted for 57.1 percent of the team's scoring and 49 percent of its rebounding.

Eastern Kentucky proved it would be a solid rebounding team in the first game of the season. Against a Western Kentucky team that had out-rebounded ECU by two a year before, the Lady Colonels posted a 51-41 advantage on the glass in this year's meeting.

By season's end, Eastern Kentucky had out-rebounded 19 of its 29 opponents.

The season began with three straight losses, in which Eastern averaged 30.3 turnovers per game. The Lady Colonels would approach that number only once more the rest of the season, but turnovers would continue to haunt the team throughout the season.

After the slow start, ECU would string together wins in its next four games. Eastern Kentucky picked up two wins at the Lady Pirate Invitational in Roberts' return to East Caro-

lina University, where she had served as an assistant for six seasons. The Lady Colonels followed those wins with a pair of early-season conference road victories to begin OVC play 2-0, including snapping Murray State's 21-game home court winning streak which was the fourth longest in the nation at the time.

Senior Colette Cole recorded a career-best 24 points in ECU's 54-50 win over Towson at the Lady Pirate Invitational. In her final season in maroon and white, Cole would start 21 games, average six points and 4.4 rebounds per game. The Booneville, Ky., native received her bachelor's degree at Eastern's December graduation ceremony, completing her degree in three and a half years with a 3.98 grade-point-average. In February, Cole was selected CoSIDA/ESPN The Magazine First Team Academic All-District for the second straight year.

The four-game winning streak was the longest for the program since winning 15 straight en route to the NCAA tournament in 2005. After averaging 30 turnovers in their first three games, the Lady Colonels committed 21.8 miscues during their four-game winning streak.

Jones earned back-to-back OVC Freshman of the Week awards during the four-game winning streak. She averaged 19 points and 6.5 rebounds in two games at the Lady Pirate Invitational and then posted consecutive double-doubles in wins at Murray State and Tennessee-Martin. That would begin a stretch of four double-doubles over a five-game period.

The rest of the season would be up and down. Eastern would never lose more than

Gurad Shakeyia Colyer averaged 11.5 points, five rebounds and almost two assists over the final 13 games of the season.





Alex Jones scored 34 points and grabbed 18 rebounds in EKU's win at Morehead State.

three games in a row, but the squad would not win more than three consecutive either.

After winning a pair of conference road games in early December, Eastern picked up three more wins against league foes to begin the 2010 calendar year. EKU outscored Austin Peay 14-7 in overtime to move to 4-0 in the OVC and then dispatched Jacksonville State 79-67 on the road for a 5-0 OVC start. It marked the first time since the 2002-03 season the Lady Colonels opened conference play with five straight wins.

The game against Austin Peay marked the seventh time in eight games in which Eastern Kentucky held its opponent to 60 points or less.

Defense would be the team's calling card for much of the season. EKU held 15 of its final 24 opponents to 60 points or less. The Lady Colonels held opponents to 65 points or less in 21 of their 29 games during the 2009-10 season and finished first in the OVC in scoring defense. EKU's opponents' average of 59.9 points per game was the third lowest in school history. Only the 1972-73 and 1973-74 teams held opponents to fewer points than this year's squad.

Eastern Kentucky ranked 38th in the nation in three-point field goal percentage defense (28.8 percent), 39th in field goal percentage defense (36.4 percent) and 80th in the country in scoring defense.

In Eastern's win over Tennessee State, the freshmen trio of Jones, Coles and Kleist combined to score 33 of EKU's 64 points. The game against Austin Peay marked the first overtime affair of the Roberts era. Eastern Kentucky set season-highs for points (79), field

goals (32) and field goal percentage (56.1) in the win at Jacksonville State.

In back-to-back-to-back games, the Lady Colonels beat teams picked to finish second (Austin Peay), third, (Tennessee State) and fifth (Jacksonville State) in the preseason OVC poll. Fourteen games into the 2009-10 season (8-6, 5-0 OVC), Eastern had already surpassed its total number of wins and total number of conference victories from the 2008-09 campaign (7-20, 4-14 OVC).

While the Lady Colonels played solid defense for much of the season, the team never could find consistency on the offensive end. The offensive struggles culminated on January 16 against Southeast Missouri State. Eastern scored only 41 points, setting a school record for the fewest points ever scored against an OVC team, and the fewest points ever scored at home.

The Redhawks scored only 43 points, making it the fewest points scored by both teams combined in a conference game in EKU history. On a positive note, the 43 points allowed to SEMO is the second fewest ever scored by an OVC opponent against the Lady Colonels.

Eastern Kentucky was held to fewer than 60 points in 21 games during the 2009-10 campaign. The team's average of 55.4 points per game set a new record for the lowest scoring average in program history.

EKU's victory over Tennessee Tech on February 4 began a streak of three wins in five games. Two nights later, the Lady Colonels threatened the school mark for blocked shots, falling one short of tying the record of 11, in an overtime loss to Jacksonville State.

Eastern's final win of the season came on February 20th at second place Morehead State. Jones recorded her sixth double-double of the season, finishing with 34 points and 18 rebounds. Coles scored a career-high 18 points and tied her career-best with six boards. Jones' 18 rebounds were the most by a Lady Colonel since 1996 and her 34 points were the most since 2005. Her performance resulted in another OVC Freshman of the Week award and her first-ever OVC Player of the Week award.

The final week of the season emphasized just how close this team is to turning the corner and how frustrating the process can be.

Needing a win to secure home court advantage in the first round of the OVC tournament, the Lady Colonels lost two home games in which they led by 12 or more points. Those two were the fourth and fifth losses of the season in which the team had a double digit lead. In the team's 51-47 loss at Tennessee-Martin in the first round of the conference tournament, the Lady Colonels led by eight early in the second half, held the Skyhawks to 26.8 percent shooting from the field and out-rebounded the home team by 10 but allowed UTM to score 18 points off their 17 turnovers.

The defensive performance against UT Martin marked the fifth time, and the fourth time on the opponent's home court, that EKU held a foe to less than 30 percent shooting from the field.

Jones' late season flourish left her as the only player in the OVC ranked among the top-10 in the conference in scoring (10th), rebounding (2nd), field goal percentage (3rd), steals (6th) and blocks (3rd). She also became only the fifth Lady Colonel in school history to score 345 or more points and grab 250 or more rebounds in the same season. She finished her first season with 347 points and 251 boards.

Like most young teams, the 2009-10 Lady Colonels struggled with consistency. In the 13 games in which the team shot 40 percent or better from the field, they committed an average of 22 turnovers per game. In the 19 games the team out-rebounded its opponent, EKU averaged 22.5 turnovers and shot 39.8 percent from the field. In the four games Eastern committed fewer turnovers than its opponents, the Lady Colonels shot 37.9 percent and were out-rebounded by 11.7 boards.

Becoming more consistent in 2010-11 will leave Eastern Kentucky in contention for an Ohio Valley Conference championship.



All Games

12-17 (5-8 Home, 5-9 Away, 2-0 Neutral)

#	Player	GP	GS	Min	TOTAL			3-PTS			REBOUNDS											Pts	Avg			
					FG	FGA	Pct	3FG	FGA	Pct	FT	FTA	Pct	Off	Def	Tot	Avg	PF	FO	A	TO			Blk	Stl	
42	Alex Jones	29	29	825	28.4	128	257	.498	0	0	.000	91	125	.728	73	178	251	8.7	91	1	45	112	25	45	347	12.0
03	Talisha Davis	15	6	401	26.7	59	158	.373	25	86	.291	32	48	.667	4	45	49	3.3	18	0	39	76	0	19	175	11.7
22	Brittany Coles	28	10	680	24.3	70	222	.315	30	116	.259	50	87	.575	12	58	70	2.5	56	0	39	81	20	21	220	7.9
05	Shakeyia Colyer	25	18	591	23.6	71	194	.366	21	53	.396	13	29	.448	13	78	91	3.6	43	0	31	59	5	13	176	7.0
14	Colette Cole	29	21	667	23.0	68	164	.415	18	57	.316	17	27	.630	35	92	127	4.4	53	1	40	52	16	27	171	5.9
11	Michaelea Kleist	27	2	417	15.4	56	118	.475	1	9	.111	23	36	.639	43	75	118	4.4	54	1	12	37	12	11	136	5.0
20	Cherie White	29	26	684	23.6	48	138	.348	0	2	.000	42	63	.667	28	82	110	3.8	74	3	37	49	11	29	138	4.8
10	Sarah Fraser-Jones	29	28	899	31.0	40	114	.351	14	56	.250	10	13	.769	29	56	85	2.9	87	4	65	58	2	33	104	3.6
34	Nadia Mossong	26	1	303	11.7	26	66	.394	6	21	.286	25	33	.758	32	65	97	3.7	36	1	9	38	5	8	83	3.2
21	Ashley Pritchett	24	2	252	10.5	14	51	.275	2	15	.133	8	11	.727	7	10	17	0.7	32	0	13	36	0	9	38	1.6
24	Kaiti Cochren	13	0	54	4.2	3	9	.333	0	0	.000	3	5	.600	3	8	11	0.8	15	0	1	7	2	0	9	0.7
01	Jasmine Lewin	14	2	77	5.5	4	18	.222	1	5	.200	0	0	.000	1	8	9	0.6	10	0	5	12	1	2	9	0.6
TM	TEAM																									
	Total	29		5850		587	1509	.389	118	420	.281	314	477	.658	311	805	1116	38.5	569	11	336	631	99	217	1606	55.4
	Opponents	29		5850		579	1592	.364	141	489	.288	439	669	.656	338	687	1025	35.3	490	9	310	477	56	290	1738	59.9

Conference Games Only

8-10 (3-6 Home, 5-4 Away, 0-0 Neutral)

#	Player	GP	GS	Min	TOTAL			3-PTS			REBOUNDS											Pts	Avg			
					FG	FGA	Pct	3FG	FGA	Pct	FT	FTA	Pct	Off	Def	Tot	Avg	PF	FO	A	TO			Blk	Stl	
03	Talisha Davis	6	2	182	30.3	30	77	.390	13	40	.325	20	29	.690	1	18	19	3.2	6	0	21	27	0	6	93	15.5
42	Alex Jones	18	18	514	28.6	85	162	.525	0	0	.000	68	89	.764	42	126	168	9.3	63	1	29	78	21	28	238	13.2
22	Brittany Coles	18	5	472	26.2	46	152	.303	16	73	.219	34	59	.576	8	40	48	2.7	40	0	32	51	13	15	142	7.9
05	Shakeyia Colyer	18	13	463	25.7	57	151	.377	21	47	.447	7	20	.350	11	60	71	3.9	31	0	21	43	5	11	142	7.9
11	Michaelea Kleist	16	0	266	16.6	40	81	.494	0	4	.000	16	28	.571	31	50	81	5.1	38	1	5	18	10	7	96	6.0
14	Colette Cole	18	15	453	25.2	38	97	.392	10	37	.270	5	12	.417	24	56	80	4.4	30	0	30	31	10	18	91	5.1
20	Cherie White	18	16	411	22.8	33	90	.367	0	1	.000	24	38	.632	18	53	71	3.9	46	2	19	29	8	20	90	5.0
10	Sarah Fraser-Jones	18	18	569	31.6	28	82	.341	8	41	.195	5	7	.714	19	36	55	3.1	61	4	45	30	2	22	69	3.8
34	Nadia Mossong	15	0	132	8.8	15	40	.375	3	10	.300	7	10	.700	13	24	37	2.5	20	1	2	17	2	3	40	2.7
21	Ashley Pritchett	14	2	126	9.0	5	25	.200	0	10	.000	3	5	.600	1	5	6	0.4	17	0	6	16	0	3	13	0.9
01	Jasmine Lewin	8	1	39	4.9	2	11	.182	0	4	.000	0	0	.000	0	4	4	0.5	4	0	4	8	0	1	4	0.5
24	Kaiti Cochren	9	0	23	2.6	1	5	.200	0	0	.000	0	1	.000	3	1	4	0.4	7	0	1	7	2	0	2	0.2
TM	TEAM																									
	Total	18		3650		380	973	.391	71	267	.266	189	298	.634	192	504	696	38.7	363	9	215	365	73	134	1020	56.7
	Opponents	18		3650		360	987	.365	86	299	.288	275	422	.652	207	452	659	36.6	302	6	204	300	33	160	1081	60.1

Non-Conference Games Only

4-7 (2-2 Home, 0-5 Away, 2-0 Neutral)

#	Player	GP	GS	Min	TOTAL			3-PTS			REBOUNDS											Pts	Avg			
					FG	FGA	Pct	3FG	FGA	Pct	FT	FTA	Pct	Off	Def	Tot	Avg	PF	FO	A	TO			Blk	Stl	
42	Alex Jones	11	11	311	28.3	43	95	.453	0	0	.000	23	36	.639	31	52	83	7.5	28	0	16	34	4	17	109	9.9
03	Talisha Davis	9	4	219	24.3	29	81	.358	12	46	.261	12	19	.632	3	27	30	3.3	12	0	18	49	0	13	82	9.1
22	Brittany Coles	10	5	208	20.8	24	70	.343	14	43	.326	16	28	.571	4	18	22	2.2	16	0	7	30	7	6	78	7.8
14	Colette Cole	11	6	214	19.5	30	67	.448	8	20	.400	12	15	.800	11	36	47	4.3	23	1	10	21	6	9	80	7.3
05	Shakeyia Colyer	7	5	128	18.3	14	43	.326	0	6	.000	6	9	.667	2	18	20	2.9	12	0	10	16	0	2	34	4.9
20	Cherie White	11	10	273	24.8	15	48	.313	0	1	.000	18	25	.720	10	29	39	3.5	28	1	18	20	3	9	48	4.4
34	Nadia Mossong	11	1	171	15.5	11	26	.423	3	11	.273	18	23	.783	19	41	60	5.5	16	0	7	21	3	5	43	3.9
11	Michaelea Kleist	11	2	151	13.7	16	37	.432	1	5	.200	7	8	.875	12	25	37	3.4	16	0	7	19	2	4	40	3.6
10	Sarah Fraser-Jones	11	10	330	30.0	12	32	.375	6	15	.400	5	6	.833	10	20	30	2.7	26	0	20	28	0	11	35	3.2
21	Ashley Pritchett	10	0	126	12.6	9	26	.346	2	5	.400	5	6	.833	6	5	11	1.1	15	0	7	20	0	6	25	2.5
24	Kaiti Cochren	4	0	31	7.8	2	4	.500	0	0	.000	3	4	.750	0	7	7	1.8	8	0	0	0	0	0	7	1.8
01	Jasmine Lewin	6	1	38	6.3	2	7	.286	1	1	1.000	0	0	.000	1	4	5	0.8	6	0	1	4	1	1	5	0.8
TM	TEAM																									
	Total	11		2200		207	536	.386	47	153	.307	125	179	.698	119	301	420	38.2	206	2	121	266	26	83	586	53.3
	Opponents	11		2200		219	605	.362	55	190	.289	164	247	.664	131	235	366	33.3	188	3	106	177	23	130	657	59.7



<u>DATE</u>	<u>OPONENT</u>	<u>Score</u>	<u>W/L</u>	<u>Attendance</u>	<u>High Points</u>	<u>High Rebounds</u>
11/14/09	at Western Kentucky University	54-75	L	1524	(12) Colette Cole	(6) Nadia Mossong
11/19/09	at Wright State University	44-65	L	362	(13) Brittany Coles	(13) Alex Jones
11/21/09	FLORIDA ATLANTIC UNIVERSITY	58-66	L	500	(23) Talisha Davis	(10) Nadia Mossong
11/27/09	vs Towson University+	54-50	W	1647	(24) Colette Cole	(9) Colette Cole
11/28/09	vs Bethune-Cookman University+	66-65	W	1721	(26) Alex Jones	(8) Alex Jones
12/03/09	at Murray State University*	58-54	W	3984	(12) Talisha Davis (12) Alex Jones	(14) Alex Jones
12/05/09	at Tennessee-Martin*	56-53	W	828	(13) Brittany Coles	(13) Alex Jones
12/08/09	at West Virginia University	40-60	L	712	(14) Brittany Coles	(4) Nadia Mossong
12/11/09	DAVIS & ELKINS COLLEGE	69-58	W	200	(15) Alex Jones	(15) Alex Jones
12/18/09	at University of Cincinnati	49-62	L	469	(16) Talisha Davis	(10) Alex Jones
12/22/09	UNIVERSITY OF CENTRAL ARKANSAS	47-52	L	200	(15) Alex Jones	(7) Cherie White
01/02/10	TENNESSEE STATE UNIVERSITY*	64-56	W	150	(14) Alex Jones	(9) Alex Jones
01/04/10	AUSTIN PEAY STATE UNIVERSITY*	61-54	Wot	250	(21) Talisha Davis	(10) Alex Jones
01/07/10	at Jacksonville State University*	79-67	W	289	(29) Talisha Davis	(6) Michaellea Kleist (6) Alex Jones
01/09/10	at Tennessee Tech University*	47-75	L	869	(14) Talisha Davis	(5) Cherie White (5) Alex Jones
01/14/10	EASTERN ILLINOIS UNIVERSITY*	50-60	L	350	(13) Brittany Coles	(10) Alex Jones
01/16/10	SOUTHEAST MISSOURI STATE*	41-43	L	200	(10) Shakeyia Colyer	(9) Alex Jones
01/20/10	SIU EDWARDSVILLE	58-53	W	200	(15) Shakeyia Colyer	(9) Alex Jones
01/23/10	MOREHEAD STATE UNIVERSITY*	58-59	L	600	(15) Alex Jones	(12) Michaellea Kleist
01/28/10	at Austin Peay State University*	57-68	L	675	(15) Shakeyia Colyer (15) Cherie White	(8) Cherie White
01/31/10	at Tennessee State University*	54-61	L	284	(11) Shakeyia Colyer	(6) Colette Cole
02/04/10	TENNESSEE TECH UNIVERSITY*	61-60	W	200	(17) Shakeyia Colyer	(6) Brittany Coles
02/06/10	JACKSONVILLE STATE UNIVERSITY*	46-49	Lot	250	(18) Shakeyia Colyer	(14) Alex Jones
02/11/10	at Southeast Missouri State*	50-45	W	347	(15) Alex Jones	(7) Sarah Fraser-Jones (7) Cherie White
02/13/10	at Eastern Illinois University*	41-69	L	453	(13) Brittany Coles (13) Alex Jones	(8) Alex Jones
02/20/10	at Morehead State University*	79-67	W	1259	(34) Alex Jones	(18) Alex Jones
02/25/10	TENNESSEE-MARTIN*	54-62	L	300	(12) Shakeyia Colyer	(9) Michaellea Kleist
02/27/10	MURRAY STATE UNIVERSITY*	64-79	L	300	(20) Alex Jones	(16) Alex Jones
03/02/10	at Tennessee-Martin^	47-51	L	3105	(13) Brittany Coles	(9) Alex Jones (9) Michaellea Kleist

+ = Lady Pirate Invitational (Greenville, N.C.)

* = Ohio Valley Conference Game

^ = Ohio Valley Conference Tournament (First Round - Martin, Tenn.)



Team Statistics	Eastern Kentucky	Opponent
SCORING	1606	1738
Points Per Game	55.4	59.9
Scoring Margin	-4.6	-
FIELD GOALS-ATTEMPTS	587-1509	579-1592
Field Goal Percentage	.389	.364
3-POINT FIELD GOALS-ATTEMPTS	118-420	141-489
3-point Field Goal Percentage	.281	.288
3-point Field Goals Made Per Game	4.1	4.9
FREE THROWS-ATTEMPTS	314-477	439-669
Free Throw Percentage	.658	.656
Free Throws Made Per Game	10.8	15.1
REBOUNDS	1116	1025
Rebounds Per Game	38.5	35.3
Rebounding Margin	+3.1	-
ASSISTS	336	310
Assists Per Game	11.6	10.7
TURNOVERS	631	477
Turnovers Per Game	21.8	16.4
Turnover Margin	-5.3	-
Assist/Turnover Ratio	0.5	0.6
STEALS	217	290
Steals Per Game	7.5	10.0
BLOCKS	99	56
Blocks Per Game	3.4	1.9
WINNING STREAK	0	-
Home Winning Streak	0	-
ATTENDANCE	3700	18528
Home Games-Average Per Game	13-285	14-1083
Neutral Site-Average Per Game	-	2-1684

SCORE BY PERIODS	1st	2nd	OT	Total
Eastern Kentucky University	771	819	16	1606
Opponents	763	963	12	1738



Total GAME	3-PointRebounds			3FG	3FGA	PCT	FT	FTA	PCT	OFF	DEF	TOT	PF	A	TO	BLK	STL	PTS
	FG	FGA	PCT															
at Western Kentucky	23	56	.411	8	20	.400	21	31	.677	16	17	33	22	10	14	1	13	75
EASTERN KENTUCKY	15	42	.357	4	13	.308	20	25	.800	13	22	35	26	8	28	2	6	54
at Wright State University	22	64	.344	9	19	.474	12	26	.462	19	20	39	26	13	17	3	18	65
EASTERN KENTUCKY	11	41	.268	1	9	.111	21	31	.677	14	32	46	25	2	31	3	5	44
Florida Atlantic	22	53	.415	3	13	.231	19	31	.613	8	22	30	23	9	20	0	14	66
at EASTERN KENTUCKY	18	45	.400	4	13	.308	18	20	.900	6	31	37	26	10	32	3	11	58
vs. Towson University	22	63	.349	3	18	.167	3	4	.750	18	26	44	11	7	22	2	10	50
EASTERN KENTUCKY	21	53	.396	4	12	.333	8	12	.667	9	24	33	7	14	19	2	16	54
vs. Bethune-Cookman	24	56	.429	2	8	.250	15	23	.652	13	13	26	18	15	12	0	11	65
EASTERN KENTUCKY	25	50	.500	4	14	.286	12	15	.800	13	23	36	15	15	23	1	9	66
at Murray State	17	65	.262	3	22	.136	17	27	.630	10	29	39	23	6	11	4	9	54
EASTERN KENTUCKY	20	58	.345	1	15	.067	17	26	.654	10	41	51	27	8	19	3	7	58
at Tennessee-Martin	20	53	.377	6	17	.353	7	12	.583	8	16	24	18	17	17	0	14	53
EASTERN KENTUCKY	19	40	.475	5	19	.263	13	22	.591	8	28	36	16	11	26	4	8	56
at West Virginia	22	55	.400	3	13	.231	13	22	.591	15	23	38	14	9	20	6	16	60
EASTERN KENTUCKY	14	41	.341	5	16	.313	7	10	.700	5	24	29	18	3	28	2	4	40
Davis & Elkins	18	57	.316	11	30	.367	11	17	.647	8	18	26	20	10	18	1	10	58
at EASTERN KENTUCKY	27	62	.435	3	18	.167	12	21	.571	22	33	55	17	18	25	3	6	69
at Cincinnati	20	49	.408	7	17	.412	15	21	.714	7	25	32	13	12	13	3	15	62
EASTERN KENTUCKY	19	49	.388	8	18	.444	3	8	.375	8	26	34	17	12	22	2	6	49
Central Arkansas	16	46	.348	1	16	.063	19	22	.864	12	26	38	14	6	21	3	6	52
at EASTERN KENTUCKY	19	52	.365	5	18	.278	4	8	.500	9	20	29	17	16	18	3	11	47
Tennessee State	21	58	.362	2	10	.200	12	26	.462	17	23	40	19	12	19	0	6	56
at EASTERN KENTUCKY	21	45	.467	3	10	.300	19	25	.760	5	29	34	19	13	22	5	11	64
Austin Peay	19	53	.358	1	12	.083	15	21	.714	7	30	37	22	8	21	5	7	54
at EASTERN KENTUCKY	21	55	.382	4	15	.267	15	23	.652	11	31	42	15	11	22	3	9	61
at Jacksonville State	27	60	.450	5	19	.263	8	12	.667	14	14	28	13	14	19	1	9	67
EASTERN KENTUCKY	32	57	.561	6	15	.400	9	13	.692	13	22	35	15	16	20	4	11	79
at Tennessee Tech	23	55	.418	10	21	.476	19	28	.679	18	34	52	17	15	18	2	6	75
EASTERN KENTUCKY	18	53	.340	4	18	.222	7	18	.389	8	18	26	20	6	14	4	10	47
Eastern Illinois	21	57	.368	4	13	.308	14	22	.636	15	29	44	18	13	21	4	7	60
at EASTERN KENTUCKY	20	58	.345	3	18	.167	7	14	.500	10	26	36	21	13	22	4	7	50
Southeast Missouri	14	46	.304	2	12	.167	13	17	.765	9	23	32	13	6	19	2	8	43
at EASTERN KENTUCKY	17	51	.333	3	15	.200	4	8	.500	13	25	38	18	12	23	5	5	41
SIU Edwardsville	19	65	.292	3	15	.200	12	16	.750	10	20	30	15	7	9	2	10	53
at EASTERN KENTUCKY	20	49	.408	4	6	.667	14	18	.778	10	36	46	14	11	23	2	6	58
Morehead State	19	57	.333	7	31	.226	14	22	.636	14	17	31	22	10	14	0	14	59
at EASTERN KENTUCKY	22	49	.449	3	9	.333	11	19	.579	12	30	42	19	9	22	3	3	58
at Austin Peay	23	50	.460	3	9	.333	19	33	.576	8	33	41	9	12	22	3	16	68
EASTERN KENTUCKY	25	65	.385	5	17	.294	2	5	.400	9	25	34	23	13	24	3	6	57
at Tennessee State	17	52	.327	3	13	.231	24	27	.889	10	20	30	14	10	16	0	11	61
EASTERN KENTUCKY	24	55	.436	2	11	.182	4	6	.667	12	27	39	24	14	25	3	6	54
Tennessee Tech	22	44	.500	3	8	.375	13	20	.650	5	26	31	20	7	19	3	7	60
at EASTERN KENTUCKY	22	53	.415	3	7	.429	14	20	.700	7	23	30	17	12	15	3	8	61
Jacksonville State	20	63	.317	4	11	.364	5	18	.278	12	37	49	15	14	15	3	7	49
at EASTERN KENTUCKY	16	64	.250	5	14	.357	9	16	.563	16	38	54	17	12	18	10	11	46
at Southeast Missouri	15	56	.268	7	23	.304	8	16	.500	17	23	40	13	9	15	2	9	45
EASTERN KENTUCKY	19	46	.413	6	17	.353	6	11	.545	9	26	35	16	12	17	7	6	50
at Eastern Illinois	20	43	.465	3	4	.750	26	30	.867	7	26	33	15	14	23	2	8	69
EASTERN KENTUCKY	13	50	.260	3	12	.250	12	18	.667	11	18	29	25	7	25	2	10	41
at Morehead State	19	67	.284	11	35	.314	18	28	.643	18	23	41	20	12	12	0	9	67
EASTERN KENTUCKY	30	63	.476	3	16	.188	16	23	.696	14	39	53	24	17	17	1	7	79
Tennessee-Martin	16	47	.340	4	18	.222	26	38	.684	9	26	35	12	11	7	0	5	62
at EASTERN KENTUCKY	20	59	.339	7	22	.318	7	10	.700	15	29	44	26	16	12	6	2	54
Murray State	27	61	.443	8	21	.381	17	25	.680	9	23	32	19	13	12	2	8	79
at EASTERN KENTUCKY	21	52	.404	5	17	.294	17	21	.810	9	29	38	21	13	22	3	7	64
at Tennessee-Martin	11	41	.268	5	21	.238	24	34	.706	5	25	30	12	8	11	2	7	51
EASTERN KENTUCKY	18	52	.346	5	16	.313	6	11	.545	10	30	40	24	12	17	3	3	47



2009-10 EKU Game Highs

Points	79	at Morehead State (02/20/10)
	79	at Jacksonville State (01/07/10)
Field Goals Made	32	at Jacksonville State (01/07/10)
	30	at Morehead State (02/20/10)
Field Goal Attempts	65	at Austin Peay State (01/28/10)
	64	JACKSONVILLE STATE (02/06/10)
Field Goal Percentage	.561 (32-57)	at Jacksonville State (01/07/10)
	.500 (25-50)	vs Bethune-Cookman (11/28/09)
3-Point Field Goals	8	at University of Cincinnati (12/18/09)
3-Point FG Attempts	22	TENNESSEE-MARTIN (02/25/10)
3-Point FG Percentage	.667 (4-6)	SIU EDWARDSVILLE (01/20/10)
Free Throws Made	21	at Wright State (11/19/09)
Free Throw Attempts	31	at Wright State (11/19/09)
Free Throw Percentage	.900 (18-20)	FLORIDA ATLANTIC (11/21/09)
Rebounds	55	DAVIS & ELKINS COLLEGE (12/11/09)
Assists	18	DAVIS & ELKINS COLLEGE (12/11/09)
Steals	16	vs Towson University (11/27/09)
Blocked Shots	10	JACKSONVILLE STATE (02/06/10)
Turnovers	32	FLORIDA ATLANTIC (11/21/09)
Fouls	27	at Murray State (12/03/09)

2009-10 Opponent Game Highs

Points	79	MURRAY STATE (02/27/10)
Field Goals Made	27	MURRAY STATE (02/27/10)
	27	at Jacksonville State (01/07/10)
Field Goal Attempts	67	at Morehead State (02/20/10)
Field Goal Percentage	.500 (22-44)	TENNESSEE TECH (02/04/10)
3-Point Field Goals	11	at Morehead State (02/20/10)
	11	DAVIS & ELKINS COLLEGE (12/11/09)
3-Point FG Attempts	35	at Morehead State (02/20/10)
3-Point FG Percentage	.750 (3-4)	at Eastern Illinois (02/13/10)
Free Throws Made	26	TENNESSEE-MARTIN (02/25/10)
	26	at Eastern Illinois (02/13/10)
Free Throw Attempts	38	TENNESSEE-MARTIN (02/25/10)
	34	at Tennessee-Martin (03/02/10)
Free Throw Percentage	.889 (24-27)	at Tennessee State (01/31/10)
Rebounds	52	at Tennessee Tech (01/09/10)
Assists	17	at Tennessee-Martin (12/05/09)
Steals	18	at Wright State (11/19/09)
Blocked Shots	6	at West Virginia (12/08/09)
Turnovers	23	at Eastern Illinois (02/13/10)
Fouls	26	at Wright State (11/19/09)

2009-10 EKU Game Lows

Points	40	at West Virginia (12/08/09)
Field Goals Made	11	at Wright State (11/19/09)
Field Goal Attempts	40	at Tennessee-Martin (12/05/09)
Field Goal Percentage	.250 (16-64)	JACKSONVILLE STATE (02/06/10)
	.260 (13-50)	at Eastern Illinois (02/13/10)
3-Point Field Goals	1	at Wright State (11/19/09)
	1	at Murray State (12/03/09)
3-Point FG Attempts	6	SIU EDWARDSVILLE (01/20/10)
3-Point FG Percentage	.067 (1-15)	at Murray State (12/03/09)
Free Throws Made	2	at Austin Peay State (01/28/10)
Free Throw Attempts	5	at Austin Peay State (01/28/10)
Free Throw Percentage	.375 (3-8)	at University of Cincinnati (12/18/09)
Rebounds	26	at Tennessee Tech (01/09/10)
Assists	2	at Wright State (11/19/09)
Steals	2	TENNESSEE-MARTIN (02/25/10)
Blocked Shots	1	vs Bethune-Cookman (11/28/09)
	1	at Morehead State (02/20/10)
Turnovers	12	TENNESSEE-MARTIN (02/25/10)
Fouls	7	vs Towson University (11/27/09)

2009-10 Opponent Game Lows

Points	43	SOUTHEAST MISSOURI STATE (01/16/10)
Field Goals Made	11	at Tennessee-Martin (03/02/10)
Field Goal Attempts	41	at Tennessee-Martin (03/02/10)
Field Goal Percentage	.262 (17-65)	at Murray State (12/03/09)
3-Point Field Goals	1	CENTRAL ARKANSAS (12/22/09)
	1	AUSTIN PEAY STATE (01/04/10)
	4	at Eastern Illinois (02/13/10)
3-Point FG Attempts	4	at Eastern Illinois (02/13/10)
3-Point FG Percentage	.063 (1-16)	CENTRAL ARKANSAS (12/22/09)
Free Throws Made	3	vs Towson University (11/27/09)
Free Throw Attempts	4	vs Towson University (11/27/09)
Free Throw Percentage	.278 (5-18)	JACKSONVILLE STATE (02/06/10)
Rebounds	24	at Tennessee-Martin (12/05/09)
Assists	6	at Murray State University (12/03/09)
	6	CENTRAL ARKANSAS (12/22/09)
	6	SOUTHEAST MISSOURI STATE (01/16/10)
Steals	5	TENNESSEE-MARTIN (02/25/10)
Blocked Shots	0	FLORIDA ATLANTIC UNIVERSITY (11/21/09)
	0	vs Bethune-Cookman (11/28/09)
	0	at Tennessee-Martin (12/05/09)
	0	TENNESSEE STATE (01/02/10)
	0	MOREHEAD STATE (01/23/10)
	0	at Tennessee State (01/31/10)
	0	at Morehead State (02/20/10)
	0	TENNESSEE-MARTIN (02/25/10)
Turnovers	7	TENNESSEE-MARTIN (02/25/10)
Fouls	9	at Austin Peay State (01/28/10)



2009-10 Individual Game Highs

Points	34	Alex Jones at Morehead State (02/20/10)
	29	Talisha Davis at Jacksonville State (01/07/10)
	26	Alex Jones vs Bethune-Cookman (11/28/09)
	24	Colette Cole vs Towson University (11/27/09)
	23	Alex Jones at Jacksonville State (01/07/10)
	23	Talisha Davis vs Florida Atlantic (11/21/09)
FG Made	12	Alex Jones at Morehead State (02/20/10)
	11	Alex Jones at Jacksonville State (01/07/10)
	11	Alex Jones vs Bethune-Cookman (11/28/09)
FG Attempts	19	Shakeyia Colyer vs Jacksonville State (02/06/10)
	18	Talisha Davis vs Florida Atlantic (11/21/09)
Field Goal %	.786 (11-14)	Alex Jones at Jacksonville State (01/07/10)
(min 5 made)	.786 (11-14)	Alex Jones vs Bethune-Cookman (11/28/09)
3FG Made	5	Talisha Davis at Jacksonville State (01/07/10)
	4	Brittany Coles at Tennessee-Martin (03/02/10)
	4	Shakeyia Colyer vs Jacksonville State (02/06/10)
	4	Talisha Davis at University of Cincinnati (12/18/09)
	4	Brittany Coles at West Virginia (12/08/09)
3FG Attempts	9	Shakeyia Colyer at Southeast Missouri State (02/11/10)
	9	Talisha Davis at Tennessee Tech (01/09/10)
	9	Brittany Coles at Tennessee-Martin (12/05/09)
3FG %	1.000 (2-2)	Sarah Fraser-Jones vs Tennessee State (01/02/10)
(min 2 made)	.800 (4-5)	Shakeyia Colyer vs Jacksonville State (02/06/10)
FT Made	12	Alex Jones vs Murray State (02/27/10)
	10	Alex Jones at Morehead State (02/20/10)
FT Attempts	14	Alex Jones vs Murray State (02/27/10)
	12	Brittany Coles at Wright State (11/19/09)
FT Percentage	1.000 (7-7)	Cherie White vs Florida Atlantic (11/21/09)
(min 3 made)	1.000 (7-7)	Nadia Mossong at Western Kentucky (11/14/09)
	1.000 (6-6)	Talisha Davis at Jacksonville State (01/07/10)
	1.000 (6-6)	Cherie White at Murray State (12/03/09)
	1.000 (5-5)	Alex Jones vs Jacksonville State (02/06/10)
	1.000 (5-5)	Talisha Davis at Wright State (11/19/09)
	1.000 (4-4)	Michaela Kleist vs SIU Edwardsville (01/20/10)
	1.000 (4-4)	Alex Jones vs Florida Atlantic (11/21/09)
	1.000 (4-4)	Ashley Pritchett at Western Kentucky (11/14/09)
	1.000 (3-3)	Colette Cole vs Towson University (11/27/09)
Rebounds	18	Alex Jones at Morehead State (02/20/10)
	16	Alex Jones vs Murray State (02/27/10)
Assists	6	Sarah Fraser-Jones at Jacksonville State (01/07/10)
	6	Talisha Davis vs Austin Peay State (01/04/10)
	6	Talisha Davis vs Towson (11/27/09)
Steals	5	Colette Cole vs Tennessee Tech (02/04/10)
	5	Alex Jones vs Towson University (11/27/09)
Blocked Shots	4	Brittany Coles vs Jacksonville State (02/06/10)
	3	Alex Jones vs Tennessee-Martin (02/25/10)
	3	Brittany Coles vs Tennessee-Martin (02/25/10)
	3	Alex Jones at Southeast Missouri State (02/11/10)
	3	Cherie White vs Southeast Missouri State (01/16/10)
Turnovers	9	Talisha Davis vs Bethune-Cookman (11/28/09)
	9	Talisha Davis vs Towson University (11/27/09)
Fouls	5	Cherie White at Tennessee-Martin (03/02/10)
	5	Sarah Fraser-Jones vs Tennessee-Martin (02/25/10)
	5	Alex Jones vs Tennessee-Martin (02/25/10)
	5	Cherie White vs Jacksonville State (02/06/10)
	5	Sarah Fraser-Jones at Tennessee State (01/31/10)
	5	Cherie White at Austin Peay State (01/28/10)
	5	Sarah Fraser-Jones at Austin Peay State (01/28/10)
	5	Nadia Mossong vs Eastern Illinois (01/14/10)
	5	Michaela Kleist vs Tennessee State (01/02/10)
	5	Sarah Fraser-Jones at Murray State (12/03/09)
	5	Colette Cole vs Florida Atlantic (11/21/09)

2009-10 Opponent Individual Game Highs

Points	27	Chynna Bozeman at Morehead State (02/20/10)
	24	Shanae Baker-Brice vs Towson University (11/27/09)
	23	Darnisha Lyles vs Tennessee-Martin (02/25/10)
	23	Brittany Wiley vs Jacksonville State (02/06/10)
	23	Kellie Cook at Tennessee Tech (01/09/10)
FG Made	11	Brittany Wiley vs Jacksonville State (02/06/10)
	10	Shanae Baker-Brice vs Towson University (11/27/09)
FG Attempts	28	Chynna Bozeman at Morehead State (02/20/10)
	24	Shanae Baker-Brice vs Towson University (11/27/09)
Field Goal %	.833 (5-6)	Ashar Harris vs Morehead State (01/23/10)
(min 5 made)	.727 (8-11)	Candice Carmine at Jacksonville State (01/07/10)
3FG Made	7	Chynna Bozeman at Morehead State (02/20/10)
	6	Courtney Clifton at Western Kentucky (11/14/09)
3FG Attempts	20	Chynna Bozeman at Morehead State (02/20/10)
	15	Chynna Bozeman vs Morehead State (01/23/10)
3FG %	1.000 (2-2)	Ashley Thomas at Eastern Illinois (02/13/10)
(min 2 made)	1.000 (2-2)	Kylie Cook vs Tennessee Tech (02/04/10)
	1.000 (2-2)	Shanasa Sanders at Cincinnati (12/18/09)
FT Made	12	Ta'Kenya Nixon at Eastern Illinois (02/13/10)
	10	Darnisha Lyles at Tennessee-Martin (03/02/10)
	10	Alecia Weatherly vs Tennessee-Martin (02/25/10)
FT Attempts	16	Darnisha Lyles at Tennessee-Martin (03/02/10)
	13	Asya Bussie at West Virginia (12/08/09)
FT Percentage	1.000 (12-12)	Ta'Kenya Nixon at Eastern Illinois (02/13/10)
(min 3 made)	1.000 (8-8)	Kellie Cook at Tennessee Tech (01/09/10)
	1.000 (7-7)	Ashley Herring vs Austin Peay (01/04/10)
	1.000 (7-7)	Carla Jacobs at Cincinnati (12/18/09)
	1.000 (6-6)	Sydney Mitchell at Eastern Illinois (02/13/10)
	1.000 (6-6)	Nakeia Guiden vs Central Arkansas (12/22/09)
	1.000 (5-5)	Ta'Kenya Nixon vs Eastern Illinois (01/14/10)
	1.000 (4-4)	Mallory Schwab vs Murray State (02/27/10)
	1.000 (4-4)	Chynna Bozeman at Morehead State (02/20/10)
	1.000 (4-4)	Monica Miller vs Southeast Missouri (01/16/10)
	1.000 (4-4)	Britney Gowans vs Central Arkansas (12/22/09)
	1.000 (4-4)	Madina Ali at West Virginia (12/08/09)
	1.000 (4-4)	Hope Brown at Western Kentucky (11/14/09)
	1.000 (3-3)	Kellie Cook vs Tennessee Tech (02/04/10)
	1.000 (3-3)	Meghan Bussabarger vs Austin Peay (01/04/10)
	1.000 (3-3)	Micah Rice vs Central Arkansas (12/22/09)
Rebounds	17	Ta'Kenya Nixon vs Eastern Illinois (01/14/10)
	15	Jasmine Rayner at Austin Peay (01/28/10)
Assists	7	Ta'Kenya Nixon at Eastern Illinois (02/13/10)
	7	Tacarra Hayes at Tennessee Tech (01/09/10)
	7	Sarah Miles at West Virginia (12/08/09)
Steals	6	Mallory Luckett vs Murray State (02/27/10)
	6	LaShawna Thomas at Wright State (11/19/09)
Blocked Shots	3	Ashley Herring vs Austin Peay State (01/04/10)
	3	Madina Ali at West Virginia (12/08/09)
Turnovers	9	Tacarra Hayes vs Tennessee Tech (02/04/10)
	7	Nicole Jamen at Austin Peay (01/28/10)
	7	Megan Herbert vs Central Arkansas (12/22/09)
Fouls	5	Deja Watson at Morehead State (02/20/10)
	5	Katie Norman at Southeast Missouri (02/11/10)
	5	Avery Jones at Tennessee State (01/31/10)
	5	Meghan Bussabarger vs Austin Peay (01/04/10)
	5	Dalila Thomas vs Austin Peay (01/04/10)
	5	Mallory Luckett at Murray State (12/03/09)
	5	Teri Stamps vs Florida Atlantic (11/21/09)
	5	Molly Fox at Wright State (11/19/09)
	5	Erica Richardson at Wright State (11/19/09)



GAME 19 • Jan. 23 • McBrayer Arena

Table with 2 columns: Team, Score. Morehead State 59, Eastern Kentucky 58.

MOR (59)

Player statistics table for MOR (59) including columns for Player, Mn, Fg, 3fg, Ft, O-D-T, Pf, A, To, B, S, Tp.

EKU (58)

Player statistics table for EKU (58) including columns for Player, Mn, Fg, 3fg, Ft, O-D-T, Pf, A, To, B, S, Tp.

Score By Periods

Score by periods table for Game 19: 1st (33), 2nd (26), Total (59).

FG% - MOR 33.3 (10-31, 32.3 1st half; 9-26, 34.6 2nd half), EKU 44.9 (13-25, 52.0 1st half; 9-24, 37.5 2nd half). 3FG% - MOR 22.6 (5-18, 27.8 1st half; 2-13, 15.4 2nd half), EKU 33.3 (1-4, 25.0 1st half; 2-5, 40.0 2nd half). FT% - MOR 63.6 (8-12, 66.7 1st half; 6-10, 60.0 2nd half); EKU 57.9 (1-2, 50.0 1st half; 10-17, 58.8 2nd half). Deadball Rebounds - MOR 5, EKU 3. Technical Fouls - None. Officials - Jacob Asher, David Hopkins, Sheryl Ball.

GAME 20 • Jan. 28 • Dunn Center

Table with 2 columns: Team, Score. Eastern Kentucky 57, Austin Peay 68.

EKU (57)

Player statistics table for EKU (57) including columns for Player, Mn, Fg, 3fg, Ft, O-D-T, Pf, A, To, B, S, Tp.

APSU (68)

Player statistics table for APSU (68) including columns for Player, Mn, Fg, 3fg, Ft, O-D-T, Pf, A, To, B, S, Tp.

Score By Periods

Score by periods table for Game 20: 1st (28), 2nd (29), Total (57).

FG% - APSU 46.0 (9-23, 39.1 1st half; 14-27, 51.9 2nd half), EKU 38.5 (12-31, 38.7 1st half; 13-34, 38.2 2nd half). 3FG% - APSU 33.3 (0-1, 0.0 1st half; 3-8, 37.5 2nd half), EKU 29.4 (3-7, 42.9 1st half; 2-10, 20.0 2nd half). FT% - APSU 57.6 (5-12, 41.7 1st half; 14-21, 66.7 2nd half); EKU 40.0 (1-1, 100.0 1st half; 1-4, 25.0 2nd half). Deadball Rebounds - APSU 8, EKU 1. Technical Fouls - Eastern Kentucky, Team. Officials - Jay Davis, Scott Starkey, Jennyfer Imanuel.

GAME 21 • Jan. 31 • Gentry Center

Table with 2 columns: Team, Score. Eastern Kentucky 54, Tennessee State 61.

EKU (54)

Player statistics table for EKU (54) including columns for Player, Mn, Fg, 3fg, Ft, O-D-T, Pf, A, To, B, S, Tp.

TSU (61)

Player statistics table for TSU (61) including columns for Player, Mn, Fg, 3fg, Ft, O-D-T, Pf, A, To, B, S, Tp.

Score By Periods

Score by periods table for Game 21: 1st (25), 2nd (29), Total (54).

FG% - TSU 32.7 (11-27, 40.7 1st half; 6-25, 24.0 2nd half), EKU 43.6 (12-24, 50.0 1st half; 12-31, 38.7 2nd half). 3FG% - TSU 23.1 (3-7, 42.9 1st half; 0-6, 0.0 2nd half), EKU 18.2 (0-2, 0.0 1st half; 2-9, 22.2 2nd half). FT% - TSU 88.9 (10-12, 83.3 1st half; 14-15, 93.3 2nd half); EKU 66.7 (1-1, 100.0 1st half; 3-5, 60.0 2nd half). Deadball Rebounds - TSU 1, EKU 1. Technical Fouls - None. Officials - Robin Orr, Mark Gines, Vernon Daniels.

GAME 22 • Feb. 4 • McBrayer Arena

Table with 2 columns: Team, Score. Tennessee Tech 60, Eastern Kentucky 61.

TTU (60)

Player statistics table for TTU (60) including columns for Player, Mn, Fg, 3fg, Ft, O-D-T, Pf, A, To, B, S, Tp.

EKU (61)

Player statistics table for EKU (61) including columns for Player, Mn, Fg, 3fg, Ft, O-D-T, Pf, A, To, B, S, Tp.

Score By Periods

Score by periods table for Game 22: 1st (29), 2nd (31), Total (60).

FG% - TTU 50.0 (10-22, 45.5 1st half; 12-22, 54.5 2nd half), EKU 41.5 (13-27, 48.1 1st half; 9-26, 34.6 2nd half). 3FG% - TTU 37.5 (2-5, 40.0 1st half; 1-3, 33.3 2nd half), EKU 42.9 (2-4, 50.0 1st half; 1-3, 33.3 2nd half). FT% - TTU 65.0 (7-9, 77.8 1st half; 6-11, 54.5 2nd half); EKU 70.0 (6-9, 66.7 1st half; 8-11, 72.7 2nd half). Deadball Rebounds - TTU 2, EKU 3. Technical Fouls - None. Officials - Jack Whittemore, Kerry Winders, Thurman Leggs Jr.

GAME 23 • Feb. 6 • McBrayer Arena

Table with 2 columns: Team, Score. Jacksonville State 49, Eastern Kentucky 66.

JSU (49)

Player statistics table for JSU (49) including columns for Player, Mn, Fg, 3fg, Ft, O-D-T, Pf, A, To, B, S, Tp.

EKU (46)

Player statistics table for EKU (46) including columns for Player, Mn, Fg, 3fg, Ft, O-D-T, Pf, A, To, B, S, Tp.

Score By Periods

Score by periods table for Game 23: 1st (18), 2nd (26), OT (5), Total (49).

FG% - JSU 31.7 (7-29, 24.1 1st half; 11-30, 36.7 2nd half; 2-4, 50.0 OT), EKU 25.0 (6-26, 23.1 1st half; 9-27, 33.3 2nd half; 1-11, 9.1 OT). 3FG% - JSU 36.4 (2-4, 50.0 1st half; 2-7, 28.6 2nd half; 0-0, 0.0 OT), EKU 35.7 (2-7, 28.6 1st half; 3-5, 60.0 2nd half; 0-2, 0.0). FT% - JSU 27.8 (2-6, 33.3 1st half; 2-4, 50.0 2nd half; 1-8, 12.5 OT); EKU 56.3 (7-8, 87.5 1st half; 2-7, 28.6 2nd half; 0-1, 0.0). Deadball Rebounds - JSU 6, EKU 2. Technical Fouls - None. Officials - David Hopkins, Garry Roberts, Stacy Moore.

GAME 24 • Feb. 11 • Show Me Center

Table with 2 columns: Team, Score. Eastern Kentucky 50, Southeast Missouri State 45.

EKU (50)

Player statistics table for EKU (50) including columns for Player, Mn, Fg, 3fg, Ft, O-D-T, Pf, A, To, B, S, Tp.

SEMO (45)

Player statistics table for SEMO (45) including columns for Player, Mn, Fg, 3fg, Ft, O-D-T, Pf, A, To, B, S, Tp.

Score By Periods

Score by periods table for Game 24: 1st (29), 2nd (21), Total (50).

FG% - SEMO 26.8 (5-26, 19.2 1st half; 10-30, 30.0 2nd half), EKU 41.3 (11-24, 45.8 1st half; 8-22, 36.4 2nd half). 3FG% - SEMO 30.4 (2-11, 18.2 1st half; 5-12, 41.7 2nd half), EKU 35.3 (5-10, 50.0 1st half; 1-7, 14.3 2nd half). FT% - SEMO 50.0 (6-12, 50.0 1st half; 2-4, 50.0 2nd half); EKU 54.5 (2-3, 66.7 1st half; 4-8, 50.0 2nd half). Deadball Rebounds - SEMO 6, EKU 0. Technical Fouls - None. Officials - Scott Starkey, Brent Garcia, Jennyfer Imanuel.



GAME 25 • Feb. 13 • Lantz Arena

Eastern Kentucky 41
Eastern Illinois 69

EKU (41)

Player Mn Fg 3fg Ft O-D-T Pf A To B S Tp
Cole-f 13 2-3 1-2 0-0 1-0-1 0 0 3 0 1 5
White-f 18 1-2 0-0 0-0 0-1-1 4 0 1 0 2 2
Jones-f 29 4-8 0-0 5-6 3-5-8 4 2 5 0 1 13
Colyer-g 39 1-13 0-2 1-2 0-5-5 3 2 4 1 0 3
Fraser-Jones-g 19 0-0 0-0 0-0 1-1-2 4 0 2 0 1 0
Kleist 16 1-5 0-0 1-4 2-0-2 1 0 1 1 1 3
Pritchett 23 0-5 0-2 0-0 0-0-0 3 0 1 0 1 0
Coles 38 3-13 2-6 5-6 1-1-2 4 2 6 0 3 13
Cochren 5 1-1 0-0 0-0 2-1-3 2 1 1 0 0 2
Team 1-4-5
Totals 200 13-50 3-12 12-18 11-18-29 25 7 25 2 10 41

EIU (69)

Player Mn Fg 3fg Ft O-D-T Pf A To B S Tp
Kloak-f 21 3-8 0-0 3-5 0-3-3 3 1 1 1 1 9
Pressley-f 17 3-4 0-0 1-1 0-2-2 3 2 3 0 1 7
Nixon-g 33 3-7 0-0 12-12 1-5-6 2 7 3 1 2 18
Sims-g 30 4-6 1-1 0-0 2-2-4 2 1 2 0 2 9
Thomas-g 21 2-3 2-2 2-2 1-2-3 0 0 3 0 0 8
Wyss 23 0-2 0-0 0-0 0-2-2 0 1 2 0 1 0
Baker 5 2-4 0-0 0-0 1-3-4 1 0 0 0 0 4
Sturtevant 6 0-0 0-0 0-0 1-0-1 0 0 2 0 0 0
Kish 7 0-0 0-0 1-2 0-0-0 0 1 0 0 0 1
Mitchell 23 2-6 0-1 6-6 1-3-4 2 1 2 0 1 10
King 14 1-3 0-0 1-2 0-1-1 2 0 5 0 0 3
Team 0-3-3
Totals 200 20-43 3-4 26-30 7-26-33 15 14 23 2 8 69

Score By Periods
Eastern Kentucky 1st 2nd Total
Eastern Illinois 32 37 69

FG% - EIU 46.5 (9-18, 50.0 1st half; 11-25, 44.0 2nd half), EKU 26.0 (6-24, 25.0 1st half; 7-26, 26.9 2nd half). 3FG% - EIU 75.0 (3-4, 75.0 1st half; 0-0, 0.0 2nd half), EKU 25.0 (1-5, 20.0 1st half; 2-7, 28.6 2nd half). FT% - EIU 86.7 (11-12, 91.7 1st half; 15-18, 83.3 2nd half); EKU 66.7 (4-8, 50.0 1st half; 8-10, 80.0 2nd half). Deadball Rebounds - EIU 4, EKU 4. Technical Fouls - None. Officials - Marvin Sykes Sr., Jamie Broderick, Ronald Hanna.

GAME 26 • Feb. 20 • Johnson Arena

Eastern Kentucky 79
Morehead State 67

EKU (79)

Player Mn Fg 3fg Ft O-D-T Pf A To B S Tp
Fraser-Jones-f 39 2-8 1-4 0-1 0-0-0 4 3 0 0 0 5
Jones-f 37 12-17 0-0 10-11 4-14-18 4 3 6 1 1 34
Colyer-g 25 1-5 1-3 1-2 1-4-5 4 3 1 0 1 4
Pritchett-g 19 0-4 0-2 0-0 0-1-1 1 3 1 0 1 0
Coles-g 32 7-15 1-6 3-5 1-5-6 3 4 3 0 2 18
Kleist 12 4-4 0-0 2-3 3-3-6 4 0 1 0 0 10
Cole 20 2-5 0-1 0-1 1-6-7 1 0 2 0 1 4
White 13 2-5 0-0 0-0 2-2-4 3 1 2 0 1 4
Mossong 3 0-0 0-0 0-0 1-1-2 0 0 0 0 0 0
Team 1-3-4
Totals 200 30-63 3-16 16-23 14-39-53 24 17 17 1 7 79

MOR (67)

Player Mn Fg 3fg Ft O-D-T Pf A To B S Tp
Hamilton-g 27 3-10 2-5 0-0 1-2-3 1 1 2 0 3 8
Bozeman-g 37 8-28 7-20 4-4 1-2-3 4 3 4 0 2 27
Martin-f 31 1-8 1-4 1-4 4-5-9 2 1 2 0 3 4
Lumpkin-g 37 3-10 0-3 9-11 0-3-3 4 2 1 0 1 15
Buchanan-f 24 1-3 0-0 3-6 4-2-6 0 3 0 0 0 5
Steele 2 0-0 0-0 0-0 0-0-0 0 1 0 0 0 0
Watson 25 0-0 0-0 0-1 6-2-8 5 0 3 0 0 0
Team 2-2-4
Totals 200 19-67 11-35 18-28 18-23-41 20 12 12 0 9 67

Score By Periods
Eastern Kentucky 1st 2nd Total
Morehead State 32 35 67

FG% - MOR 28.4 (10-31, 32.3 1st half; 9-36, 25.0 2nd half), EKU 47.6 (13-33, 39.4 1st half; 17-30, 56.7 2nd half). 3FG% - MOR 31.4 (5-12, 41.7 1st half; 6-23, 26.1 2nd half), EKU 18.8 (2-11, 18.2 1st half; 1-5, 20.0 2nd half). FT% - MOR 64.3 (7-11, 63.6 1st half; 11-17, 64.7 2nd half); EKU 69.6 (5-5, 100.0 1st half; 11-18, 61.1 2nd half). Deadball Rebounds - MOR 1, EKU 3. Technical Fouls - Morehead State, Team. Officials - Roger Cross, Thurman Leggs Jr., Stacy Moore.

GAME 27 • Feb. 25 • McBrayer Arena

Tennessee-Martin 62
Eastern Kentucky 54

UTM (62)

Player Mn Fg 3fg Ft O-D-T Pf A To B S Tp
Weatherly-f 40 1-11 0-5 10-11 3-6-9 3 3 0 0 1 12
Lyles-f 33 8-13 0-0 7-11 3-7-10 3 1 1 0 0 23
Ward-f 34 3-8 1-1 1-2 1-4-5 4 1 3 0 2 8
Cupples-g 39 2-7 1-5 3-4 0-3-3 1 3 0 0 0 8
Glisson-g 40 1-4 1-4 5-10 0-3-3 0 3 1 0 1 8
Smith 14 1-4 1-3 0-0 0-0-0 1 0 0 0 1 3
Team 2-3-5
Totals 200 16-47 4-18 26-38 9-26-35 12 11 7 0 5 62

EKU (54)

Player Mn Fg 3fg Ft O-D-T Pf A To B S Tp
White-f 11 0-4 0-0 0-0 1-1-2 1 0 1 0 0 0
Jones-f 14 1-1 0-0 2-2 2-6-8 5 1 2 3 0 4
Fraser-Jones-g 34 1-6 0-4 0-0 1-2-3 5 2 2 0 1 2
Pritchett-g 16 2-5 0-2 2-2 0-0-0 3 0 1 0 0 6
Coles-g 29 4-12 2-6 0-0 0-4-4 4 5 2 3 1 10
Colyer 27 4-9 3-5 1-2 0-4-4 3 3 2 0 0 12
Kleist 25 3-6 0-0 2-4 4-5-9 2 2 1 0 0 8
Cole 27 1-7 1-3 0-0 3-3-6 1 3 0 0 0 3
Mossong 17 4-9 1-2 0-0 3-3-6 2 0 1 0 0 9
Team 1-1-2
Totals 200 20-59 7-22 7-10 15-29-44 26 16 12 6 2 54

Score By Periods
Tennessee-Martin 1st 2nd Total
Eastern Kentucky 27 27 54

FG% - UTM 34.0 (5-23, 21.7 1st half; 11-24, 45.8 2nd half), EKU 33.9 (9-27, 33.3 1st half; 11-32, 34.4 2nd half). 3FG% - UTM 22.2 (0-9, 0.0 1st half; 4-9, 44.4 2nd half), EKU 31.8 (3-8, 37.5 1st half; 4-14, 28.6 2nd half). FT% - UTM 68.4 (7-12, 58.3 1st half; 19-26, 73.1 2nd half); EKU 70.0 (6-8, 75.0 1st half; 1-2, 50.0 2nd half). Deadball Rebounds - UTM 5, EKU 1. Technical Fouls - Eastern Kentucky, Team. Officials - Jay Davis, Stacey Rymer, Kim Crabtree.

GAME 28 • Feb. 27 • McBrayer Arena

Murray State 79
Eastern Kentucky 64

MUR (79)

Player Mn Fg 3fg Ft O-D-T Pf A To B S Tp
Lowe-f 19 4-9 1-3 0-0 0-1-1 4 0 1 0 0 9
Thornton-f 5 1-2 0-0 0-0 0-0-0 2 0 1 0 0 2
Isom-g 32 5-11 1-3 4-6 0-6-6 0 4 1 0 0 15
Vance-g 26 1-8 0-4 0-0 2-3-5 0 1 1 0 1 2
Luckett-g 32 1-6 1-3 4-5 1-3-4 1 5 3 0 6 7
Cunningham 3 1-1 0-0 0-0 0-0-0 0 0 0 0 0 2
Elkins 16 2-4 1-1 2-4 0-4-4 3 2 1 0 0 7
Schwab 18 5-7 2-3 4-4 3-3-6 0 0 1 1 0 16
Robinson 15 3-7 2-4 0-2 2-2-4 1 1 1 0 1 8
Holder 24 2-2 0-0 3-4 1-0-1 4 0 1 0 0 7
Kluempers 10 2-4 0-0 0-0 0-0-0 4 0 0 1 0 4
Team 0-1-1
Totals 200 27-61 8-21 17-25 9-23-32 19 13 12 2 8 79

EKU (64)

Player Mn Fg 3fg Ft O-D-T Pf A To B S Tp
Cole-f 35 5-8 0-2 0-0 2-5-7 4 4 1 0 2 10
Jones-f 33 4-9 0-0 12-14 4-12-16 2 2 6 0 3 20
Colyer-g 37 6-12 3-7 0-0 0-4-4 2 2 4 0 2 15
Fraser-Jones-g 27 1-5 0-3 2-2 0-1-1 4 1 3 1 0 4
Coles-g 37 3-12 2-5 1-3 0-0-0 3 4 5 2 0 9
Kleist 14 2-4 0-0 0-0 1-2-3 3 0 1 0 0 4
White 5 0-0 0-0 0-0 0-0-0 2 0 0 0 0 0
Pritchett 2 0-0 0-0 0-0 0-0-0 0 0 1 0 0 0
Mossong 10 0-2 0-0 2-2 0-3-3 1 0 1 0 0 2
Team 2-2-4
Totals 200 21-52 5-17 17-21 9-29-38 21 13 22 3 7 64

Score By Periods
Tennessee-Martin 1st 2nd Total
Eastern Kentucky 35 29 64

FG% - MUR 44.3 (12-30, 40.0 1st half; 15-31, 48.4 2nd half), EKU 40.4 (12-27, 44.4 1st half; 9-25, 36.0 2nd half). 3FG% - MUR 38.1 (2-8, 25.0 1st half; 6-13, 46.2 2nd half), EKU 29.4 (3-10, 30.0 1st half; 2-7, 28.6 2nd half). FT% - MUR 68.0 (0-3, 0.0 1st half; 17-22, 77.3 2nd half); EKU 81.0 (8-8, 100.0 1st half; 9-13, 69.2 2nd half). Deadball Rebounds - MUR 4, EKU 3. Technical Fouls - None. Officials - Del Brantley, Mark Gines, David Hopkins.

GAME 29 • March 2 • Elam Center

Eastern Kentucky 47
Tennessee-Martin 51

EKU (47)

Player Mn Fg 3fg Ft O-D-T Pf A To B S Tp
Kleist-f 23 2-7 0-0 2-2 0-9-9 3 1 2 1 0 6
Jones-f 20 3-5 0-0 1-2 3-6-9 3 2 2 0 0 7
Colyer-g 29 1-12 0-5 0-1 0-2-2 0 0 2 0 0 2
Fraser-Jones-g 28 0-2 0-1 0-0 1-0-1 3 4 2 0 0 0
Coles-g 34 4-10 4-8 1-4 0-4-4 2 0 0 4 1 2 13
Lewin 5 0-0 0-0 0-0 0-1-1 1 0 0 0 0 0
Cole 16 3-7 0-1 0-0 0-4-4 2 2 1 0 0 6
White 2 0-0 0-0 0-0 0-0-0 5 0 0 0 0 0
Pritchett 23 2-5 0-0 0-0 2-0-2 2 2 1 0 0 4
Mossong 20 3-4 1-1 2-2 4-4-8 3 1 3 1 1 9
Team 0-0-0
Totals 200 18-52 5-16 6-11 10-30-40 24 12 17 3 3 47

UTM (51)

Player Mn Fg 3fg Ft O-D-T Pf A To B S Tp
Weatherly-f 40 3-8 3-6 2-2 0-5-5 1 1 2 1 2 11
Ward-f 26 3-8 1-4 5-8 1-4-5 4 3 2 0 0 12
Lyles-c 40 4-10 0-0 10-16 2-8-10 2 1 2 1 1 18
Cupples-g 40 1-9 1-8 2-2 1-3-4 3 0 3 0 2 5
Glisson-g 40 0-4 0-2 2-2 1-1-2 1 3 0 0 1 2
Smith 14 0-2 0-1 3-4 0-3-3 1 0 1 0 1 3
Team 0-1-1
Totals 200 11-41 5-21 24-34 5-25-30 12 8 11 2 7 51

Score By Periods
Eastern Kentucky 1st 2nd Total
Tennessee-Martin 18 33 51

FG% - UTM 26.8 (3-20, 15.0 1st half; 8-21, 38.1 2nd half), EKU 34.6 (9-24, 37.5 1st half; 9-28, 32.1 2nd half). 3FG% - UTM 23.8 (1-12, 8.3 1st half; 4-9, 44.4 2nd half), EKU 31.3 (2-9, 22.2 1st half; 3-7, 42.9 2nd half). FT% - UTM 70.6 (11-15, 73.3 1st half; 13-19, 68.4 2nd half); EKU 54.5 (3-4, 75.0 1st half; 3-7, 42.9 2nd half). Deadball Rebounds - UTM 4, EKU 5. Technical Fouls - None. Officials - Robin Orr, Jay Davis, Kerry Henson.



2009-10 Ohio Valley Conference Standings

Team	OVC GAMES						OVERALL						
	W	L	Pct.	Home	Away	Streak	W	L	Pct.	Home	Away	Neutral	Streak
¹⁴ Eastern Illinois	16	2	.889	9-0	7-2	W3	23	11	.676	12-1	9-8	2-2	L2
⁵ Morehead State	14	4	.778	7-2	7-2	W2	22	11	.667	13-6	9-3	0-2	L2
^{2,3} Austin Peay	11	7	.611	8-1	3-6	W1	15	18	.455	9-6	4-11	2-1	L1
Tennessee-Martin	8	10	.444	6-3	2-7	L1	11	19	.367	7-4	3-14	1-1	L1
Eastern Kentucky	8	10	.444	3-6	5-4	L2	12	17	.414	5-8	5-9	2-0	L3
Tennessee Tech	8	10	.444	6-3	2-7	W1	14	16	.467	11-3	2-12	1-1	L1
Murray State	8	10	.444	5-4	3-6	W1	13	17	.433	7-4	6-12	0-1	L1
Tennessee State	7	11	.389	5-4	2-7	L1	10	18	.357	8-5	2-11	0-2	L2
Jacksonville State	6	12	.333	3-6	2-6	L1	9	20	.310	5-7	3-11	1-2	L2
Southeast Missouri	4	14	.222	2-7	2-7	L8	7	21	.250	5-10	2-11	0-0	L9
⁶ SIU Edwardsville	-	-	---	-	-	-	7	21	.250	5-7	2-13	0-1	L2

¹ - 2009-10 Regular-Season Champion ³ - 2010 NCAA Tournament Participant
² - 2010 OVC Tournament Champion ⁴ - 2010 WNIT Participant
⁵ - 2010 Women's Basketball Invitational Participant ⁶ - Transitioning to NCAA Division I, not eligible to play conference games

2009-10 OVC Weekly Awards

Player of the Week

N16 Tacarra Hayes, TTU	J11	Talisha Davis, EKU
N23 Ta'Kenya Nixon, EIU	J18	Mallory Lockett, MUR
N30 Oby Okafor, TSU	J25	Tacarra Hayes, TTU
D7 Chynna Bozeman, MOR	F1	Chynna Bozeman, MOR
D14 Ta'Kenya Nixon, EIU	F8	LaBrica Ward, UTM
D21 Jasmine Rayner, APSU	F15	Ta'Kenya Nixon, EIU
Chynna Bozeman, MOR	F22	Alex Jones, EKU
D28 Mallory Schwab, MUR	M1	Dominique Sims, EIU
J4 Chynna Bozeman, MOR		

Newcomer of the Week

N16 No Selection	J11	Talisha Davis, EKU
N23 Alecia Weatherly, UTM	J18	Alecia Weatherly, UTM
N30 Talisha Davis, EKU	J25	Alecia Weatherly, UTM
D7 Alecia Weatherly, UTM	F1	Darnisha Lyles, UTM
D14 Alecia Weatherly, UTM	F8	Alecia Weatherly, UTM
D21 Talisha Davis, EKU	F15	Alecia Weatherly, UTM
D28 Alecia Weatherly, UTM	F22	Alecia Weatherly, UTM
J4 Talisha Davis, EKU	M1	Darnisha Lyles, UTM

Freshman of the Week

N16 Mariah Robinson, MUR	J11	Kellie Cook, TTU
N23 Ta'Kenya Nixon, EIU	J18	Ta'Kenya Nixon, EIU
N30 Alex Jones, EKU		Mariah Robinson, MUR
D7 Alex Jones, EKU	J25	Danielle Vaughn, JSU
D14 Ta'Kenya Nixon, EIU	F1	LaBrica Ward, UTM
D21 Tiara Hopper, TTU	F8	LaBrica Ward, UTM
D28 Alex Jones, EKU	F15	Ta'Kenya Nixon, EIU
J4 Ta'Kenya Nixon, EIU	F22	Alex Jones, EKU
	M1	Alex Jones, EKU

2010 Postseason Tournament Results

NCAA Tournament

#1 Tennessee 75, #16 Austin Peay 42

WNIT

Marquette 85, Eastern Illinois 56

Women's Basketball Invitational (WBI)

College of Charleston 67, Morehead State 59

2009-10 Conference Awards

First Team All-OVC

Chynna Bozeman, Morehead St.
 Ta'Kenya Nixon, Eastern Illinois
 Ashley Herring, Austin Peay
 Tacarra Hayes, Tennessee Tech
 Oby Okafor, Tennessee State

Second Team All-OVC

Maggie Kloak, Eastern Illinois
Alex Jones, Eastern Kentucky
 Nicole Jamen, Austin Peay
 Dominique Sims, Eastern Illinois
 Kayla Vance, Murray State

All-Newcomer Team

Ta'Kenya Nixon, Eastern Illinois
Alex Jones, Eastern Kentucky
 Kellie Cook, Tennessee Tech
 Alecia Weatherly, UT Martin
 LaBrica Ward, UT Martin

All-Tournament Team

Chynna Bozeman, Morehead St.
 Ta'Kenya Nixon, Eastern Illinois
 Maggie Kloak, Eastern Illinois
 Nicole Jamen, Austin Peay
 Ashley Herring, Austin Peay

Player of the Year

Chynna Bozeman, Morehead St.

Defensive Player of the Year

Ta'Kenya Nixon, Eastern Illinois

Freshman of the Year

Ta'Kenya Nixon, Eastern Illinois

Coach of the Year

Kevin McMillan, UT Martin

2010 OVC Tournament Results

First Round

At Campus Site Of Higher Seed

- #1 Eastern Illinois 73, #8 Tennessee State 56
- #2 Morehead State 95, #7 Murray State 90
- #3 Austin Peay 79, #6 Tennessee Tech 61
- #4 Tennessee-Martin 51, #5 Eastern Kentucky 47

Semifinals

Sommet Center - Nashville, Tenn.

- #1 Eastern Illinois 65, #4 Tennessee-Martin 51
- #3 Austin Peay 78, #2 Morehead State 71

Finals

Sommet Center - Nashville, Tenn.

- #3 Austin Peay 69, #1 Eastern Illinois 60



2009-10 Team Statistics (All Games)

SCORING OFFENSE

Team	G	W-L	Pts	Avg/G
1. Murray State	30	13-17	2122	70.7
2. Eastern Illinois	34	23-11	2376	69.9
3. Morehead State	33	22-11	2264	68.6
4. Tennessee Tech	30	14-16	1986	66.2
5. Austin Peay	33	15-18	2160	65.5
6. Tennessee State	28	10-18	1755	62.7
7. Jacksonville State	29	9-20	1661	57.3
8. Eastern Kentucky	29	12-17	1606	55.4
9. Southeast Missouri	28	7-21	1495	53.4
10. UT Martin	30	11-19	1595	53.2

SCORING DEFENSE

Team	G	Pts	Avg/G
1. Eastern Kentucky	29	1738	59.9
2. Morehead State	33	2015	61.1
3. Eastern Illinois	34	2086	61.4
4. UT Martin	30	1863	62.1
5. Southeast Missouri	28	1824	65.1
6. Jacksonville State	29	1944	67.0
7. Tennessee Tech	30	2024	67.5
8. Tennessee State	28	1911	68.2
9. Murray State	30	2080	69.3
10. Austin Peay	33	2372	71.9

SCORING MARGIN

Team	G	OFF	DEF	Mgn
1. Eastern Illinois	34	69.9	61.4	+8.5
2. Morehead State	33	68.6	61.1	+7.5
3. Murray State	30	70.7	69.3	+1.4
4. Tennessee Tech	30	66.2	67.5	-1.3
5. Eastern Kentucky	29	55.4	59.9	-4.6
6. Tennessee State	28	62.7	68.2	-5.6
7. Austin Peay	33	65.5	71.9	-6.4
8. UT Martin	30	53.2	62.1	-8.9
9. Jacksonville State	29	57.3	67.0	-9.8
10. Southeast Missouri	28	53.4	65.1	-11.8

FREE THROW PERCENTAGE

Team	G	FTM	FTA	Pct
1. Murray State	30	414	577	.718
2. Eastern Illinois	34	595	832	.715
3. Morehead State	33	382	549	.696
4. Southeast Missouri	28	320	464	.690
5. Austin Peay	33	526	765	.688
6. UT Martin	30	395	600	.658
7. Eastern Kentucky	29	314	477	.658
8. Tennessee Tech	30	406	637	.637
9. Jacksonville State	29	293	472	.621
10. Tennessee State	28	371	617	.601

FIELD GOAL PERCENTAGE

Team	G	FG	FGA	Pct
1. Eastern Illinois	34	818	1958	.418
2. Murray State	30	739	1879	.393
3. Tennessee Tech	30	697	1787	.390
4. Eastern Kentucky	29	587	1509	.389
5. Austin Peay	33	749	1946	.385
6. UT Martin	30	513	1364	.376
7. Morehead State	33	771	2099	.367
8. Tennessee State	28	631	1726	.366
9. Jacksonville State	29	618	1702	.363
10. Southeast Missouri	28	518	1539	.337

FIELD GOAL PERCENTAGE DEFENSE

Team	G	FG	FGA	Pct
1. Eastern Kentucky	29	579	1592	.364
2. Eastern Illinois	34	731	1982	.369
3. Morehead State	33	731	1925	.380
4. Murray State	30	728	1842	.395
5. Tennessee State	28	633	1592	.398
6. UT Martin	30	693	1740	.398
7. Southeast Missouri	28	615	1520	.405
8. Tennessee Tech	30	689	1693	.407
9. Jacksonville State	29	725	1767	.410
10. Austin Peay	33	872	2046	.426

3-POINT FIELD GOAL PERCENTAGE

Team	G	FG	FGA	Pct
1. Murray State	30	230	652	.353
2. Morehead State	33	340	981	.347
3. UT Martin	30	174	540	.322
4. Tennessee Tech	30	186	587	.317
5. Tennessee State	28	122	405	.301
6. Eastern Illinois	34	145	486	.298
7. Jacksonville State	29	132	460	.287
8. Eastern Kentucky	29	118	420	.281
9. Southeast Missouri	28	139	514	.270
10. Austin Peay	33	136	507	.268

3-POINT FIELD GOAL PERCENTAGE DEFENSE

Team	G	FG	FGA	Pct
1. Murray State	30	141	489	.288
Eastern Kentucky	29	141	489	.288
3. Morehead State	33	193	633	.305
4. UT Martin	30	188	600	.313
5. Eastern Illinois	34	218	680	.321
6. Tennessee State	28	143	445	.321
7. Southeast Missouri	28	184	571	.322
8. Tennessee Tech	30	136	411	.331
9. Austin Peay	33	204	588	.347
10. Jacksonville State	29	182	516	.353

REBOUNDING OFFENSE

Team	G	Reb	Avg/G
1. Morehead State	33	1394	42.2
2. Eastern Illinois	34	1389	40.9
3. Austin Peay	33	1334	40.4
4. Tennessee State	28	1129	40.3
5. Tennessee Tech	30	1206	40.2
6. Eastern Kentucky	29	1116	38.5
7. Murray State	30	1152	38.4
8. Jacksonville State	29	1067	36.8
9. Southeast Missouri	28	1001	35.8
10. UT Martin	30	949	31.6

REBOUNDING DEFENSE

Team	G	Reb	Avg/G
1. Eastern Kentucky	29	1025	35.3
2. Eastern Illinois	34	1235	36.3
3. UT Martin	30	1123	37.4
4. Austin Peay	33	1275	38.6
5. Tennessee Tech	30	1167	38.9
6. Southeast Missouri	28	1120	40.0
7. Morehead State	33	1329	40.3
8. Tennessee State	28	1170	41.8
9. Jacksonville State	29	1236	42.6
10. Murray State	30	1285	42.8



2009-10 Team Statistics (All Games)

REBOUNDING MARGIN

Team	Avg	Opp	Mgn
1. Eastern Illinois	40.9	36.3	+4.5
2. Eastern Kentucky	38.5	35.3	+3.1
3. Morehead State	42.2	40.3	+2.0
4. Austin Peay	40.4	38.6	+1.8
5. Tennessee Tech	40.2	38.9	+1.3
6. Tennessee State	40.3	41.8	-1.5
7. Southeast Missouri	35.8	40.0	-4.2
8. Murray State	38.4	42.8	-4.4
9. UT Martin	31.6	37.4	-5.8
10. Jacksonville State	36.8	42.6	-5.8

BLOCKED SHOTS

Team	G	Blocks	Avg/G
1. Murray State	30	109	3.63
2. Eastern Kentucky	29	99	3.41
3. Jacksonville State	29	88	3.03
4. Austin Peay	33	96	2.91
5. Eastern Illinois	34	93	2.74
6. Tennessee Tech	30	73	2.43
7. UT Martin	30	69	2.30
8. Southeast Missouri	28	64	2.29
9. Tennessee State	28	55	1.96
10. Morehead State	33	63	1.91

ASSISTS

Team	G	Assists	Avg/G
1. Eastern Illinois	34	506	14.88
2. Morehead State	33	453	13.73
3. Murray State	30	406	13.53
4. Tennessee State	28	339	12.11
5. Tennessee Tech	30	360	12.00
6. Jacksonville State	29	344	11.86
7. Eastern Kentucky	29	336	11.59
8. UT Martin	30	333	11.10
9. Southeast Missouri	28	293	10.46
10. Austin Peay	33	329	9.97

STEALS

Team	G	Steals	Avg/G
1. Tennessee State	28	240	8.57
2. Morehead State	33	275	8.33
3. Eastern Illinois	34	271	7.97
4. Eastern Kentucky	29	217	7.48
5. Murray State	30	224	7.47
6. Austin Peay	33	236	7.15
7. Southeast Missouri	28	195	6.96
8. Jacksonville State	29	201	6.93
9. Tennessee Tech	30	201	6.70
10. UT Martin	30	193	6.43

TURNOVER MARGIN

Team	G	Avg	Opp	Mgn
1. Morehead State	33	14.9	17.8	+2.94
2. Murray State	30	15.7	18.2	+2.50
3. Eastern Illinois	34	16.9	18.0	+1.15
4. Tennessee State	28	18.1	19.2	+1.07
5. Jacksonville State	29	16.3	16.1	-0.21
6. Tennessee Tech	30	16.8	16.1	-0.77
7. Southeast Missouri	28	18.9	17.9	-1.00
8. Austin Peay	33	18.3	15.5	-2.85
9. UT Martin	30	18.7	14.4	-4.37
10. Eastern Kentucky	29	21.8	16.4	-5.31

ASSIST/TURNOVER RATIO

Team	G	Asst	Turn	Ratio
1. Morehead State	33	13.7	14.9	0.92
2. Eastern Illinois	34	14.9	16.9	0.88
3. Murray State	30	13.5	15.7	0.86
4. Jacksonville State	29	11.9	16.3	0.73
5. Tennessee Tech	30	12.0	16.8	0.71
6. Tennessee State	28	12.1	18.1	0.67
7. UT Martin	30	11.1	18.7	0.59
8. Southeast Missouri	28	10.5	18.9	0.55
9. Austin Peay	33	10.0	18.3	0.54
10. Eastern Kentucky	29	11.6	21.8	0.53

OFFENSIVE REBOUNDS

Team	G	No.	Avg/G
1. Tennessee State	28	448	16.00
2. Morehead State	33	481	14.58
3. Austin Peay	33	477	14.45
4. Tennessee Tech	30	428	14.27
5. Eastern Illinois	34	466	13.71
6. Southeast Missouri	28	335	11.96
7. Murray State	30	355	11.83
8. Jacksonville State	29	338	11.66
9. Eastern Kentucky	29	311	10.72
10. UT Martin	30	253	8.43

DEFENSIVE REBOUNDS

Team	G	No.	Avg/G
1. Eastern Kentucky	29	805	27.76
2. Morehead State	33	913	27.67
3. Eastern Illinois	34	923	27.15
4. Murray State	30	797	26.57
5. Austin Peay	33	857	25.97
6. Tennessee Tech	30	778	25.93
7. Jacksonville State	29	729	25.14
8. Tennessee State	28	681	24.32
9. Southeast Missouri	28	666	23.79
10. UT Martin	30	696	23.20

3-POINT FIELD GOALS MADE

Team	G	3FG	Avg/G
1. Morehead State	33	340	10.30
2. Murray State	30	230	7.67
3. Tennessee Tech	30	186	6.20
4. UT Martin	30	174	5.80
5. Southeast Missouri	28	139	4.96
6. Jacksonville State	29	132	4.55
7. Tennessee State	28	122	4.36
8. Eastern Illinois	34	145	4.26
9. Austin Peay	33	136	4.12
10. Eastern Kentucky	29	118	4.07



2009-10 Team Statistics (Ohio Valley Conference Games Only)

SCORING OFFENSE

Team	G	W-L	Pts	Avg/G
1. Eastern Illinois	18	16-2	1267	70.4
2. Murray State	18	8-10	1244	69.1
3. Morehead State	18	14-4	1243	69.1
4. Austin Peay	18	11-7	1224	68.0
5. Tennessee Tech	18	8-10	1204	66.9
6. Tennessee State	18	7-11	1148	63.8
7. Jacksonville State	18	6-12	1068	59.3
8. Eastern Kentucky	18	8-10	1020	56.7
9. UT Martin	18	8-10	988	54.9
10. Southeast Missouri	18	4-14	929	51.6

SCORING DEFENSE

Team	G	Pts	Avg/G
1. Eastern Illinois	18	994	55.2
2. Morehead State	18	1033	57.4
3. Eastern Kentucky	18	1081	60.1
4. UT Martin	18	1083	60.2
5. Southeast Missouri	18	1132	62.9
6. Tennessee Tech	18	1173	65.2
7. Tennessee State	18	1185	65.8
8. Murray State	18	1205	66.9
9. Jacksonville State	18	1211	67.3
10. Austin Peay	18	1238	68.8

SCORING MARGIN

Team	G	OFF	DEF	Mgn
1. Eastern Illinois	18	70.4	55.2	+15.2
2. Morehead State	18	69.1	57.4	+11.7
3. Murray State	18	69.1	66.9	+2.2
4. Tennessee Tech	18	66.9	65.2	+1.7
5. Austin Peay	18	68.0	68.8	-0.8
6. Tennessee State	18	63.8	65.8	-2.1
7. Eastern Kentucky	18	56.7	60.1	-3.4
8. UT Martin	18	54.9	60.2	-5.3
9. Jacksonville State	18	59.3	67.3	-7.9
10. Southeast Missouri	18	51.6	62.9	-11.3

FREE THROW PERCENTAGE

Team	G	FTM	FTA	Pct
1. Murray State	18	259	345	.751
2. Eastern Illinois	18	307	427	.719
3. Austin Peay	18	291	412	.706
4. Morehead State	18	215	307	.700
5. UT Martin	18	253	375	.675
6. Southeast Missouri	18	172	263	.654
7. Tennessee Tech	18	229	355	.645
8. Eastern Kentucky	18	189	298	.634
9. Jacksonville State	18	199	318	.626
10. Tennessee State	18	236	378	.624

FIELD GOAL PERCENTAGE

Team	G	FG	FGA	Pct
1. Eastern Illinois	18	446	1057	.422
2. Tennessee Tech	18	428	1064	.402
3. Austin Peay	18	428	1066	.402
4. UT Martin	18	314	797	.394
5. Eastern Kentucky	18	380	973	.391
6. Murray State	18	426	1117	.381
7. Morehead State	18	419	1131	.370
8. Jacksonville State	18	394	1074	.367
9. Tennessee State	18	413	1128	.366
10. Southeast Missouri	18	332	1020	.325

FIELD GOAL PERCENTAGE DEFENSE

Team	G	FG	FGA	Pct
1. Eastern Illinois	18	355	1043	.340
2. Morehead State	18	375	1051	.357
3. Eastern Kentucky	18	360	987	.365
4. Tennessee State	18	393	1039	.378
5. UT Martin	18	399	1047	.381
6. Murray State	18	420	1081	.389
7. Tennessee Tech	18	388	995	.390
8. Southeast Missouri	18	386	981	.393
9. Austin Peay	18	446	1092	.408
10. Jacksonville State	18	458	1111	.412

3-POINT FIELD GOAL PERCENTAGE

Team	G	FG	FGA	Pct
1. Morehead State	18	190	535	.355
2. Murray State	18	133	389	.342
3. Tennessee Tech	18	119	357	.333
4. UT Martin	18	107	329	.325
5. Tennessee State	18	86	277	.310
6. Austin Peay	18	77	260	.296
7. Jacksonville State	18	81	281	.288
8. Eastern Illinois	18	68	240	.283
9. Southeast Missouri	18	93	331	.281
10. Eastern Kentucky	18	71	267	.266

3-POINT FIELD GOAL PERCENTAGE DEFENSE

Team	G	FG	FGA	Pct
1. Morehead State	18	94	337	.279
2. Eastern Kentucky	18	86	299	.288
3. UT Martin	18	121	410	.295
4. Tennessee State	18	85	286	.297
5. Murray State	18	90	290	.310
6. Eastern Illinois	18	116	364	.319
7. Southeast Missouri	18	123	382	.322
8. Tennessee Tech	18	85	253	.336
9. Jacksonville State	18	115	330	.348
10. Austin Peay	18	110	315	.349

REBOUNDING OFFENSE

Team	G	Reb	Avg/G
1. Eastern Illinois	18	802	44.6
2. Morehead State	18	779	43.3
3. Austin Peay	18	742	41.2
4. Tennessee State	18	736	40.9
5. Tennessee Tech	18	732	40.7
6. Eastern Kentucky	18	696	38.7
7. Murray State	18	687	38.2
8. Jacksonville State	18	676	37.6
9. Southeast Missouri	18	654	36.3
10. UT Martin	18	570	31.7

REBOUNDING DEFENSE

Team	G	Reb	Avg/G
1. Eastern Illinois	18	621	34.5
2. Eastern Kentucky	18	659	36.6
3. Austin Peay	18	665	36.9
4. Tennessee Tech	18	671	37.3
5. UT Martin	18	674	37.4
6. Morehead State	18	718	39.9
7. Southeast Missouri	18	740	41.1
8. Tennessee State	18	770	42.8
9. Jacksonville State	18	772	42.9
10. Murray State	18	784	43.6



2009-10 Team Statistics (Ohio Valley Conference Games Only)

REBOUNDING MARGIN

Team	Avg	Opp	Mgn
1. Eastern Illinois	44.6	34.5	+10.1
2. Austin Peay	41.2	36.9	+4.3
3. Tennessee Tech	40.7	37.3	+3.4
Morehead State	43.3	39.9	+3.4
5. Eastern Kentucky	38.7	36.6	+2.1
6. Tennessee State	40.9	42.8	-1.9
7. Southeast Missouri	36.3	41.1	-4.8
8. Jacksonville State	37.6	42.9	-5.3
9. Murray State	38.2	43.6	-5.4
10. UT Martin	31.7	37.4	-5.8

BLOCKED SHOTS

Team	G	Blocks	Avg/G
1. Eastern Kentucky	18	73	4.06
2. Murray State	18	72	4.00
3. Jacksonville State	18	65	3.61
4. Austin Peay	18	61	3.39
5. Eastern Illinois	18	56	3.11
6. UT Martin	18	50	2.78
7. Tennessee Tech	18	45	2.50
8. Southeast Missouri	18	40	2.22
9. Tennessee State	18	35	1.94
10. Morehead State	18	32	1.78

ASSISTS

Team	G	Assists	Avg/G
1. Eastern Illinois	18	301	16.72
2. Morehead State	18	242	13.44
3. Murray State	18	234	13.00
4. Tennessee Tech	18	232	12.89
5. Tennessee State	18	227	12.61
6. Eastern Kentucky	18	215	11.94
7. Jacksonville State	18	212	11.78
8. UT Martin	18	207	11.50
9. Austin Peay	18	204	11.33
10. Southeast Missouri	18	186	10.33

STEALS

Team	G	Steals	Avg/G
1. Tennessee State	18	168	9.33
2. Morehead State	18	156	8.67
3. Austin Peay	18	143	7.94
4. Eastern Illinois	18	139	7.72
5. Eastern Kentucky	18	134	7.44
6. Tennessee Tech	18	123	6.83
7. Murray State	18	121	6.72
Southeast Missouri	18	121	6.72
9. Jacksonville State	18	118	6.56
10. UT Martin	18	98	5.44

TURNOVER MARGIN

Team	G	Avg	Opp	Mgn
1. Morehead State	18	15.2	18.4	+3.22
2. Murray State	18	14.5	17.7	+3.17
3. Tennessee State	18	17.2	19.2	+1.94
4. Jacksonville State	18	14.5	15.3	+0.83
5. Eastern Illinois	18	16.9	17.7	+0.78
6. Southeast Missouri	18	17.3	17.6	+0.28
7. Tennessee Tech	18	16.2	15.5	-0.72
8. Austin Peay	18	17.6	15.6	-2.00
9. Eastern Kentucky	18	20.3	16.7	-3.61
10. UT Martin	18	17.4	13.5	-3.89

ASSIST/TURNOVER RATIO

Team	G	Asst	Turn	Ratio
1. Eastern Illinois	18	16.7	16.9	0.99
2. Murray State	18	13.0	14.5	0.90
3. Morehead State	18	13.4	15.2	0.88
4. Jacksonville State	18	11.8	14.5	0.81
5. Tennessee Tech	18	12.9	16.2	0.79
6. Tennessee State	18	12.6	17.2	0.73
7. UT Martin	18	11.5	17.4	0.66
8. Austin Peay	18	11.3	17.6	0.64
9. Southeast Missouri	18	10.3	17.3	0.60
10. Eastern Kentucky	18	11.9	20.3	0.59

OFFENSIVE REBOUNDS

Team	G	No.	Avg/G
1. Tennessee State	18	280	15.56
2. Eastern Illinois	18	273	15.17
3. Austin Peay	18	257	14.28
4. Tennessee Tech	18	254	14.11
5. Morehead State	18	246	13.67
6. Southeast Missouri	18	219	12.17
7. Jacksonville State	18	213	11.83
8. Murray State	18	203	11.28
9. Eastern Kentucky	18	192	10.67
10. UT Martin	18	126	7.00

DEFENSIVE REBOUNDS

Team	G	No.	Avg/G
1. Morehead State	18	533	29.61
2. Eastern Illinois	18	529	29.39
3. Eastern Kentucky	18	504	28.00
4. Austin Peay	18	485	26.94
5. Murray State	18	484	26.89
6. Tennessee Tech	18	478	26.56
7. Jacksonville State	18	463	25.72
8. Tennessee State	18	456	25.33
9. UT Martin	18	444	24.67
10. Southeast Missouri	18	435	24.17

3-POINT FIELD GOALS MADE

Team	G	3FG	Avg/G
1. Morehead State	18	190	10.56
2. Murray State	18	133	7.39
3. Tennessee Tech	18	119	6.61
4. UT Martin	18	107	5.94
5. Southeast Missouri	18	93	5.17
6. Tennessee State	18	86	4.78
7. Jacksonville State	18	81	4.50
8. Austin Peay	18	77	4.28
9. Eastern Kentucky	18	71	3.94
10. Eastern Illinois	18	68	3.78



2009-10 Individual Statistics (All Games)

SCORING

Player-Team	CI	G	FG	3FG	FT	Pts	Avg/G
1. Chynna Bozeman-MOR	JR	33	203	121	121	648	19.6
2. Tacarra Hayes-TTU	SO	30	170	4	162	506	16.9
3. Ashley Herring-APSU	JR	33	146	38	164	494	15.0
4. Obiageli Okafor-TSU	SR	28	144	0	117	405	14.5
5. Ta'Kenya Nixon-EIU	FR	34	156	13	150	475	14.0
6. Kayla Vance-MUR	SR	29	125	52	73	375	12.9
7. Kellie Cook-TTU	FR	30	141	47	48	377	12.6
8. Alecia Weatherly-UTM	JR	29	107	40	105	359	12.4
9. Maggie Kloak-EIU	SR	34	130	0	158	418	12.3
10. Alex Jones-EKU	FR	29	128	0	91	347	12.0
11. Rachael Isom-MUR	SO	30	121	36	79	357	11.9
12. Tiffany Hamilton-MOR	SR	33	130	76	31	367	11.1
13. Dominique Sims-EIU	SR	34	134	31	70	369	10.9
14. Courtney Lumpkin-MOR	SO	33	106	40	98	350	10.6
15. Jasmine Rayner-APSU	SO	33	117	0	111	345	10.5
16. Nicole Jamen-APSU	SR	33	128	2	79	337	10.2
17. Brittany Wiley-JSU	SO	28	112	17	41	282	10.1
18. Mallory Luckett-MUR	SR	30	86	45	79	296	9.9
19. Meredith Stafford-TSU	JR	28	96	28	55	275	9.8
20. Cali Cupples-UTM	SO	29	92	72	24	280	9.7
21. Darnisha Lyles-UTM	JR	29	106	1	65	278	9.6
22. Baillie Roberts-SEMO	FR	22	73	21	31	198	9.0
23. LaBrica Ward-UTM	FR	29	76	24	83	259	8.9
24. Whitney Hanley-APSU	SO	33	107	36	39	289	8.8
25. Karisma Boykin-JSU	FR	29	77	33	56	243	8.4
26. Kylie Cook-TTU	FR	30	85	55	20	245	8.2
27. Brittany Coles-EKU	FR	28	70	30	50	220	7.9
28. Tiffanie Stephens-MOR	SR	33	92	49	23	256	7.8
29. Danielle Vaughn-JSU	FR	26	81	0	36	198	7.6
30. Rachel Glidden-TTU	SO	30	68	48	35	219	7.3

REBOUNDING

Player-Team	CI	G	OFF	DEF	TOT	Avg/G
1. Ashar Harris-MOR	FR	32	126	174	300	9.4
2. Alex Jones-EKU	FR	29	73	178	251	8.7
3. Nicole Jamen-APSU	SR	33	109	171	280	8.5
4. Darnisha Lyles-UTM	JR	29	76	158	234	8.1
5. Obiageli Okafor-TSU	SR	28	115	95	210	7.5
6. Jasmine Rayner-APSU	SO	33	116	125	241	7.3
7. Ta'Kenya Nixon-EIU	FR	34	60	170	230	6.8
8. Mallory Luckett-MUR	SR	30	47	153	200	6.7
9. Maggie Kloak-EIU	SR	34	82	137	219	6.4
10. Deja Watson-MOR	SR	31	74	116	190	6.1
11. Tacarra Hayes-TTU	SO	30	39	136	175	5.8
12. Alecia Weatherly-UTM	JR	29	46	122	168	5.8
13. Brittany Wiley-JSU	SO	28	36	121	157	5.6
14. Dominique Sims-EIU	SR	34	79	111	190	5.6
15. Patricia Mack-SEMO	FR	27	41	104	145	5.4
16. Ashley Herring-APSU	JR	33	43	134	177	5.4
17. Lesley Adams-SEMO	SR	28	66	84	150	5.4
18. Danielle Vaughn-JSU	FR	26	58	80	138	5.3
19. Chynna Bozeman-MOR	JR	33	21	141	162	4.9
20. Ashley Martin-MOR	SO	31	55	97	152	4.9

FIELD GOAL PERCENTAGE

(minimum 3.0 made per game)

Player-Team	CI	FG	FGA	Pct
1. Danielle Vaughn-JSU	FR	81	152	.533
2. Darnisha Lyles-UTM	JR	106	201	.527
3. Alex Jones-EKU	FR	128	257	.498
4. Jasmine Rayner-APSU	SO	117	243	.481
5. Ta'Kenya Nixon-EIU	FR	156	331	.471
6. Obiageli Okafor-TSU	SR	144	315	.457
7. Maggie Kloak-EIU	SR	130	289	.450
8. Ashley Herring-APSU	JR	146	328	.445
9. Tacarra Hayes-TTU	SO	170	401	.424
10. Nicole Jamen-APSU	SR	128	312	.410
11. Tiffany Hamilton-MOR	SR	130	324	.401
12. Dominique Sims-EIU	SR	134	336	.399
13. Baillie Roberts-SEMO	FR	73	184	.397
14. Brittany Wiley-JSU	SO	112	287	.390
15. Kayla Vance-MUR	SR	125	335	.373

3-POINT FIELD GOAL PERCENTAGE

(minimum 1.0 made per game)

Player-Team	CI	3FG	FGA	Pct
1. Mallory Luckett-MUR	SR	45	103	.437
2. Tiffany Hamilton-MOR	SR	76	186	.409
3. Alecia Weatherly-UTM	JR	40	106	.377
4. Tiffanie Stephens-MOR	SR	49	134	.366
5. Kylie Cook-TTU	FR	55	153	.359
6. Chynna Bozeman-MOR	JR	121	344	.352
7. Kayla Vance-MUR	SR	52	148	.351
8. Mariah Robinson-MUR	FR	27	78	.346
9. Meredith Stafford-TSU	JR	28	81	.346
10. Ashley Herring-APSU	JR	38	113	.336
11. Cali Cupples-UTM	SO	72	221	.326
12. Rachel Glidden-TTU	SO	48	148	.324
13. Jasmin Shuler-TSU	FR	34	107	.318
14. Courtney Lumpkin-MOR	SO	40	126	.317
15. Ashley Thomas-EIU	SR	44	143	.308

FREE THROW PERCENTAGE

(minimum 2.0 made per game)

Player-Team	CI	FTM	FTA	Pct
1. Alecia Weatherly-UTM	JR	105	125	.840
2. Chynna Bozeman-MOR	JR	121	146	.829
3. Kayla Vance-MUR	SR	73	91	.802
4. Rachael Isom-MUR	SO	79	100	.790
Mallory Luckett-MUR	SR	79	100	.790
6. Ta'Kenya Nixon-EIU	FR	150	193	.777
7. LaBrica Ward-UTM	FR	83	108	.769
8. Courtney Lumpkin-MOR	SO	98	130	.754
9. Ashley Herring-APSU	JR	164	219	.749
10. Maggie Kloak-EIU	SR	158	214	.738
11. Dominique Sims-EIU	SR	70	95	.737
12. Nicole Jamen-APSU	SR	79	108	.731
13. Alex Jones-EKU	FR	91	125	.728
14. Bianca Beck-SEMO	SO	62	91	.681
15. Tacarra Hayes-TTU	SO	162	257	.630



2009-10 Individual Statistics (All Games)

3-POINT FIELD GOALS PER GAME

Player-Team	CI	G	3FG	3/G
1. Chynna Bozeman-MOR	JR	33	121	3.67
2. Cali Cupples-UTM	SO	29	72	2.48
3. Tiffany Hamilton-MOR	SR	33	76	2.30
4. Kylie Cook-TTU	FR	30	55	1.83
5. Kayla Vance-MUR	SR	29	52	1.79
6. Rachel Glidden-TTU	SO	30	48	1.60
7. Kellie Cook-TTU	FR	30	47	1.57
8. Mallory Luckett-MUR		30	45	1.50
9. Tiffanie Stephens-MOR	SR	33	49	1.48
10. Alecia Weatherly-UTM	JR	29	40	1.38
11. Ashley Thomas-EIU	SR	33	44	1.33
12. Jasmin Shuler-TSU	FR	27	34	1.26
13. Courtney Lumpkin-MOR	SO	33	40	1.21
14. Rachael Isom-MUR	SO	30	36	1.20
15. Shelah Fields-SEMO	FR	24	28	1.17

STEALS

Player-Team	CI	G	Stls	S/G
1. Ta'Kenya Nixon-EIU	FR	34	71	2.09
2. Chynna Bozeman-MOR	JR	33	60	1.82
3. Tacarra Hayes-TTU	SO	30	53	1.77
4. LaDona Pierce-TSU	SR	28	48	1.71
5. Mallory Luckett-MUR	SR	30	50	1.67
6. Darnisha Lyles-UTM	JR	29	45	1.55
Alex Jones-EKU	FR	29	45	1.55
8. Karisma Boykin-JSU	FR	29	44	1.52
9. Tiffany Hamilton-MOR	SR	33	45	1.36
10. Nikki Rumph-TSU	SR	28	37	1.32
11. Nicole Jamen-APSU	SR	33	39	1.18
12. Whitney Hanley-APSU	SO	33	38	1.15
13. Meredith Stafford-TSU	JR	28	32	1.14
Zenobia Pitts-JSU	JR	28	32	1.14
15. S. Fraser-Jones-EKU	SR	29	33	1.14
Cali Cupples-UTM	SO	29	33	1.14

ASSISTS

Player-Team	CI	G	Asts	A/G
1. Mallory Luckett-MUR	SR	30	165	5.50
2. LaDona Pierce-TSU	SR	28	142	5.07
3. Ta'Kenya Nixon-EIU	FR	34	166	4.88
4. Tacarra Hayes-TTU	SO	30	136	4.53
5. Courtney Lumpkin-MOR	SO	33	147	4.45
6. Chynna Bozeman-MOR	JR	33	104	3.15
7. Erica Glisson-UTM	FR	26	76	2.92
8. Karisma Boykin-JSU	FR	29	83	2.86
9. Bianca Beck-SEMO	SO	28	77	2.75
10. Ashley Herring-APSU	JR	33	79	2.39
11. Brittany Wiley-JSU	SO	28	63	2.25
12. S. Fraser-Jones-EKU	SR	29	65	2.24
13. Zenobia Pitts-JSU	JR	28	61	2.18
14. Alecia Weatherly-UTM	JR	29	61	2.10
Katy Cooke-TTU	FR	29	61	2.10

BLOCKS

Player-Team	CI	G	Blks	B/G
1. Jessica Holder-MUR	FR	30	45	1.50
2. Maggie Kloak-EIU	SR	34	34	1.00
3. Alex Jones-EKU	FR	29	25	0.86
4. Paris Hollingsworth-JSU	JR	25	21	0.84
5. Darnisha Lyles-UTM	JR	29	24	0.83
6. Ashley Herring-APSU	JR	33	27	0.82
7. Brittany Coles-EKU	FR	28	20	0.71
8. Kristen Klumpers-MUR	SO	30	21	0.70
9. Danielle Vaughn-JSU	FR	26	18	0.69
10. Danielle Beneby-JSU	JR	27	18	0.67
11. Destiney Gaston-TSU	FR	24	15	0.63
12. Colette Cole-EKU	SR	29	16	0.55
13. Katie Norman-SEMO	FR	28	15	0.54
14. Mallory Schwab-MUR	SO	30	16	0.53
15. Tacarra Hayes-TTU	SO	30	15	0.50

ASSIST/TURNOVER RATIO

(minimum 3.0 assists per game)

Player-Team	CI	Asst	TO	Ratio
1. Mallory Luckett-MUR	SR	165	83	1.99
2. Courtney Lumpkin-MOR	SO	147	89	1.65
3. Ta'Kenya Nixon-EIU	FR	166	103	1.61
4. LaDona Pierce-TSU	SR	142	97	1.46
5. Chynna Bozeman-MOR	JR	104	95	1.09
6. Tacarra Hayes-TTU	SO	136	125	1.09

OFFENSIVE REBOUNDS

Player-Team	CI	G	OR	R/G
1. Obiageli Okafor-TSU	SR	28	115	4.11
2. Ashar Harris-MOR	FR	32	126	3.94
3. Jasmine Rayner-APSU	SO	33	116	3.52
4. Nicole Jamen-APSU	SR	33	109	3.30
5. Darnisha Lyles-UTM	JR	29	76	2.62
6. Alex Jones-EKU	FR	29	73	2.52
7. Maggie Kloak-EIU	SR	34	82	2.41
8. Deja Watson-MOR	SR	31	74	2.39
9. Simone Rutledge-TTU	SO	29	69	2.38
10. Lesley Adams-SEMO	SR	28	66	2.36
11. Dominique Sims-EIU	SR	34	79	2.32
12. Danielle Vaughn-JSU	FR	26	58	2.23
13. Krystal Stirrup-TTU	SO	30	64	2.13
14. Tiara Hopper-TTU	FR	28	54	1.93
15. Baillie Roberts-SEMO	FR	22	41	1.86

DEFENSIVE REBOUNDS

Player-Team	CI	G	DR	R/G
1. Alex Jones-EKU	FR	29	178	6.14
2. Darnisha Lyles-UTM	JR	29	158	5.45
3. Ashar Harris-MOR	FR	32	174	5.44
4. Nicole Jamen-APSU	SR	33	171	5.18
5. Mallory Luckett-MUR	SR	30	153	5.10
6. Ta'Kenya Nixon-EIU	FR	34	170	5.00
7. Tacarra Hayes-TTU	SO	30	136	4.53
8. Brittany Wiley-JSU	SO	28	121	4.32
9. Chynna Bozeman-MOR	JR	33	141	4.27
10. Alecia Weatherly-UTM	JR	29	122	4.21
11. Ashley Herring-APSU	JR	33	134	4.06
12. Maggie Kloak-EIU	SR	34	137	4.03
13. Patricia Mack-SEMO	FR	27	104	3.85
14. Jasmine Rayner-APSU	SO	33	125	3.79
15. Deja Watson-MOR	SR	31	116	3.74

MINUTES PER GAME

Player-Team	CI	G	MIN	M/G
1. Alecia Weatherly-UTM	JR	29	110538	10
2. Cali Cupples-UTM	SO	29	106036	55
3. Erica Glisson-UTM	FR	26	90934	96
4. Karisma Boykin-JSU	FR	29	99334	24
5. Chynna Bozeman-MOR	JR	33	112133	97
6. Mallory Luckett-MUR		30	99433	13
7. Ashley Herring-APSU	JR	33	107832	67
8. Kellie Cook-TTU	FR	30	97632	53
9. Ta'Kenya Nixon-EIU	FR	34	109332	15
10. Brittany Wiley-JSU	SO	28	89231	86



2009-10 Individual Statistics (Ohio Valley Conference Games Only)

SCORING

	Player-Team	Cl	G	FG	3FG	FT	Pts	Avg/G
1.	Chynna Bozeman-MOR	JR	18	105	68	56	334	18.6
2.	Tacarra Hayes-TTU	SO	18	116	1	94	327	18.2
3.	Ashley Herring-APSU	JR	18	80	16	106	282	15.7
4.	Kayla Vance-MUR	SR	18	88	37	56	269	14.9
5.	Obiageli Okafor-TSU	SR	18	89	0	79	257	14.3
6.	Alecia Weatherly-UTM	JR	17	69	22	72	232	13.6
7.	Ta'Kenya Nixon-EIU	FR	18	82	5	75	244	13.6
8.	Alex Jones-EKU	FR	18	85	0	68	238	13.2
9.	Courtney Lumpkin-MOR	SO	18	71	27	59	228	12.7
10.	Kellie Cook-TTU	FR	18	82	32	27	223	12.4
11.	Meredith Stafford-TSU	JR	18	76	24	44	220	12.2
12.	Rachael Isom-MUR	SO	18	75	15	49	214	11.9
13.	LaBrica Ward-UTM	FR	17	58	20	64	200	11.8
14.	Maggie Kloak-EIU	SR	18	68	0	73	209	11.6
15.	Brittany Wiley-JSU	SO	17	79	9	28	195	11.5
16.	Dominique Sims-EIU	SR	18	72	18	41	203	11.3
17.	Tiffany Hamilton-MOR	SR	18	70	39	20	199	11.1
18.	Jasmine Rayner-APSU	SO	18	66	0	66	198	11.0
19.	Nicole Jamen-APSU	SR	18	79	1	38	197	10.9
20.	Darnisha Lyles-UTM	JR	17	68	0	38	174	10.2
21.	Mallory Luckett-MUR	SR	18	49	25	53	176	9.8
22.	Cali Cupples-UTM	SO	17	54	43	15	166	9.8
23.	Kylie Cook-TTU	FR	18	57	36	13	163	9.1
24.	Karisma Boykin-JSU	FR	18	52	22	35	161	8.9
25.	Whitney Hanley-APSU	SO	18	60	24	14	158	8.8
26.	Katie Norman-SEMO	FR	18	53	21	22	149	8.3
27.	Destiny Lane-JSU	SO	17	49	26	15	139	8.2
28.	Danielle Vaughn-JSU	FR	18	57	0	30	144	8.0
29.	Brittany Coles-EKU	FR	18	46	16	34	142	7.9
	Shakeyia Colyer-EKU	FR	18	57	21	7	142	7.9

REBOUNDING

	Player-Team	Cl	G	OFF	DEF	TOT	Avg/G
1.	Alex Jones-EKU	FR	18	42	126	168	9.3
2.	Nicole Jamen-APSU	SR	18	61	104	165	9.2
3.	Ashar Harris-MOR	FR	17	49	89	138	8.1
4.	Obiageli Okafor-TSU	SR	18	74	71	145	8.1
5.	Jasmine Rayner-APSU	SO	18	68	72	140	7.8
6.	Darnisha Lyles-UTM	JR	17	35	96	131	7.7
7.	Ta'Kenya Nixon-EIU	FR	18	36	97	133	7.4
8.	Maggie Kloak-EIU	SR	18	48	72	120	6.7
9.	Deja Watson-MOR	SR	16	44	62	106	6.6
10.	Dominique Sims-EIU	SR	18	46	73	119	6.6
11.	Tacarra Hayes-TTU	SO	18	26	91	117	6.5
12.	Brittany Wiley-JSU	SO	17	19	88	107	6.3
13.	Mallory Luckett-MUR	SR	18	27	86	113	6.3
14.	Patricia Mack-SEMO	FR	17	31	72	103	6.1
15.	Alecia Weatherly-UTM	JR	17	28	73	101	5.9
16.	Danielle Vaughn-JSU	FR	18	43	61	104	5.8
17.	Ashley Herring-APSU	JR	18	27	74	101	5.6
18.	LaBrica Ward-UTM	FR	17	21	73	94	5.5
19.	Kylie Cook-TTU	FR	18	16	79	95	5.3
20.	Chynna Bozeman-MOR	JR	18	9	85	94	5.2

FIELD GOAL PERCENTAGE

(minimum 3.0 made per game)

	Player-Team	Cl	FG	FGA	Pct
1.	Darnisha Lyles-UTM	JR	68	111	.613
2.	Danielle Vaughn-JSU	FR	57	101	.564
3.	Alex Jones-EKU	FR	85	162	.525
4.	Jasmine Rayner-APSU	SO	66	141	.468
5.	Nicole Jamen-APSU	SR	79	171	.462
6.	Maggie Kloak-EIU	SR	68	148	.459
7.	Ashley Herring-APSU	JR	80	178	.449
8.	Obiageli Okafor-TSU	SR	89	204	.436
9.	Tacarra Hayes-TTU	SO	116	266	.436
10.	Dominique Sims-EIU	SR	72	168	.429
11.	Ta'Kenya Nixon-EIU	FR	82	196	.418
12.	LaBrica Ward-UTM	FR	58	139	.417
13.	Tiffany Hamilton-MOR	SR	70	171	.409
14.	Brittany Wiley-JSU	SO	79	196	.403
15.	Kylie Cook-TTU	FR	57	143	.399

3-POINT FIELD GOAL PERCENTAGE

(minimum 1.0 made per game)

	Player-Team	Cl	3FG	FGA	Pct
1.	Shakeyia Colyer-EKU	FR	21	47	.447
2.	Tiffany Hamilton-MOR	SR	39	92	.424
3.	LaBrica Ward-UTM	FR	20	48	.417
4.	Kylie Cook-TTU	FR	36	95	.379
5.	Mallory Luckett-MUR	SR	25	66	.379
6.	Chynna Bozeman-MOR	JR	68	181	.376
7.	Brooke Faulkner-APSU	JR	24	65	.369
8.	Kayla Vance-MUR	SR	37	103	.359
9.	Meredith Stafford-TSU	JR	24	67	.358
10.	Tiffanie Stephens-MOR	SR	25	70	.357
11.	Katie Norman-SEMO	FR	21	60	.350
12.	Dominique Sims-EIU	SR	18	52	.346
13.	Cali Cupples-UTM	SO	43	126	.341
14.	Rachel Glidden-TTU	SO	32	97	.330
15.	Alecia Weatherly-UTM	JR	22	67	.328

FREE THROW PERCENTAGE

(minimum 2.0 made per game)

	Player-Team	Cl	FTM	FTA	Pct
1.	Alecia Weatherly-UTM	JR	72	81	.889
2.	Kayla Vance-MUR	SR	56	65	.862
3.	Mallory Luckett-MUR	SR	53	64	.828
4.	Courtney Lumpkin-MOR	SO	59	72	.819
5.	Chynna Bozeman-MOR	JR	56	69	.812
6.	Ashley Herring-APSU	JR	106	132	.803
7.	Rachael Isom-MUR	SO	49	62	.790
8.	LaBrica Ward-UTM	FR	64	82	.780
9.	Sydney Mitchell-EIU	FR	39	50	.780
10.	Ta'Kenya Nixon-EIU	FR	75	97	.773
11.	Alex Jones-EKU	FR	68	89	.764
12.	Meredith Stafford-TSU	JR	44	60	.733
13.	Nicole Jamen-APSU	SR	38	52	.731
14.	Dominique Sims-EIU	SR	41	57	.719
15.	Erica Glisson-UTM	FR	37	52	.712



2009-10 Individual Statistics (Ohio Valley Conference Games Only)

3-POINT FIELD GOALS PER GAME

Player-Team	Cl	G	3FG	3/G
1. Chynna Bozeman-MOR	JR	18	68	3.78
2. Cali Cupples-UTM	SO	17	43	2.53
3. Tiffany Hamilton-MOR	SR	18	39	2.17
4. Kayla Vance-MUR	SR	18	37	2.06
5. Kylie Cook-TTU	FR	18	36	2.00
6. Kellie Cook-TTU	FR	18	32	1.78
Rachel Glidden-TTU	SO	18	32	1.78
8. Shelah Fields-SEMO	FR	15	25	1.67
9. Jasmin Shuler-TSU	FR	18	28	1.56
10. Destiny Lane-JSU	SO	17	26	1.53
11. Courtney Lumpkin-MOR	SO	18	27	1.50
12. Mallory Luckett-MUR	SR	18	25	1.39
Tiffanie Stephens-MOR	SR	18	25	1.39
14. Whitney Hanley-APSU	SO	18	24	1.33
Brooke Faulkner-APSU	JR	18	24	1.33
Meredith Stafford-TSU	JR	18	24	1.33

STEALS

Player-Team	Cl	G	Stls	S/G
1. Ta'Kenya Nixon-EIU	FR	18	42	2.33
2. Nikki Rumph-TSU	SR	18	34	1.89
LaDona Pierce-TSU	SR	18	34	1.89
4. Tacarra Hayes-TTU	SO	18	33	1.83
5. Mallory Luckett-MUR	SR	18	32	1.78
6. Chynna Bozeman-MOR	JR	18	31	1.72
7. Alex Jones-EKU	FR	18	28	1.56
8. Karisma Boykin-JSU	FR	18	26	1.44
9. Whitney Hanley-APSU	SO	18	25	1.39
10. Nicole Jamen-APSU	SR	18	24	1.33
11. Tiffany Hamilton-MOR	SR	18	23	1.28
12. Meredith Stafford-TSU	JR	18	22	1.22
Chantelle Pressley-EIU	SO	18	22	1.22
13. S. Fraser-Jones-EKU	SR	18	22	1.22
15. Dominique Sims-EIU	SR	18	21	1.17
Obiageli Okafor-TSU	SR	18	21	1.17
Courtney Lumpkin-MOR	SO	18	21	1.17

ASSISTS

Player-Team	Cl	G	Asts	A/G
1. Ta'Kenya Nixon-EIU	FR	18	108	6.00
2. Mallory Luckett-MUR	SR	18	102	5.67
3. LaDona Pierce-TSU	SR	18	101	5.61
4. Tacarra Hayes-TTU	SO	18	88	4.89
5. Courtney Lumpkin-MOR	SO	18	81	4.50
6. Karisma Boykin-JSU	FR	18	59	3.28
7. Erica Glisson-UTM	FR	17	55	3.24
8. Ashley Herring-APSU	JR	18	52	2.89
9. Bianca Beck-SEMO	SO	18	49	2.72
10. Chynna Bozeman-MOR	JR	18	45	2.50
11. S. Fraser-Jones-EKU	SR	18	45	2.50
12. Brittany Wiley-JSU	SO	17	42	2.47
13. Dominique Sims-EIU	SR	18	43	2.39
14. Brooke Faulkner-APSU	JR	18	42	2.33
15. Katy Cooke-TTU	FR	18	41	2.28

BLOCKS

Player-Team	Cl	G	Blks	B/G
1. Jessica Holder-MUR	FR	18	26	1.44
2. Maggie Kloak-EIU	SR	18	22	1.22
3. Alex Jones-EKU	FR	18	21	1.17
4. Paris Hollingsworth-JSU	JR	16	17	1.06
5. Ashley Herring-APSU	JR	18	18	1.00
6. Danielle Vaughn-JSU	FR	18	15	0.83
Kristen Kluempers-MUR		18	15	0.83
8. Darnisha Lyles-UTM	JR	17	14	0.82
9. Dalila Thomas-APSU	SO	15	12	0.80
10. Brittany Coles-EKU	FR	18	13	0.72
11. LaBrica Ward-UTM	FR	17	12	0.71
Danielle Beneby-JSU	JR	17	12	0.71
13. Michaelea Kleist-EKU	FR	16	10	0.63
14. Mallory Schwab-MUR	SO	18	11	0.61
15. Destiney Gaston-TSU	FR	15	9	0.60

ASSIST/TURNOVER RATIO

(minimum 3.0 assists per game)

Player-Team	Cl	Asst	TO	Ratio
1. Mallory Luckett-MUR	SR	102	46	2.22
2. Ta'Kenya Nixon-EIU	FR	108	52	2.08
3. LaDona Pierce-TSU	SR	101	63	1.60
4. Courtney Lumpkin-MOR	SO	81	51	1.59
5. Karisma Boykin-JSU	FR	59	44	1.34
6. Tacarra Hayes-TTU	SO	88	78	1.13
7. Erica Glisson-UTM	FR	55	59	0.93

OFFENSIVE REBOUNDS

Player-Team	Cl	G	OR	R/G
1. Obiageli Okafor-TSU	SR	18	74	4.11
2. Jasmine Rayner-APSU	SO	18	68	3.78
3. Nicole Jamen-APSU	SR	18	61	3.39
4. Ashar Harris-MOR	FR	17	49	2.88
5. Deja Watson-MOR	SR	16	44	2.75
6. Maggie Kloak-EIU	SR	18	48	2.67
7. Dominique Sims-EIU	SR	18	46	2.56
8. Danielle Vaughn-JSU	FR	18	43	2.39
9. Alex Jones-EKU	FR	18	42	2.33
Lesley Adams-SEMO	SR	18	42	2.33
11. Krystal Stirrup-TTU	SO	18	40	2.22
12. Darnisha Lyles-UTM	JR	17	35	2.06
13. Simone Rutledge-TTU	SO	18	37	2.06
14. Ta'Kenya Nixon-EIU	FR	18	36	2.00
15. Michaelea Kleist-EKU	FR	16	31	1.94

DEFENSIVE REBOUNDS

Player-Team	Cl	G	DR	R/G
1. Alex Jones-EKU	FR	18	126	7.00
2. Nicole Jamen-APSU	SR	18	104	5.78
3. Darnisha Lyles-UTM	JR	17	96	5.65
4. Ta'Kenya Nixon-EIU	FR	18	97	5.39
5. Ashar Harris-MOR	FR	17	89	5.24
6. Brittany Wiley-JSU	SO	17	88	5.18
7. Tacarra Hayes-TTU	SO	18	91	5.06
8. Mallory Luckett-MUR	SR	18	86	4.78
9. Chynna Bozeman-MOR	JR	18	85	4.72
10. Kylie Cook-TTU	FR	18	79	4.39
11. Alecia Weatherly-UTM	JR	17	73	4.29
LaBrica Ward-UTM	FR	17	73	4.29
13. Patricia Mack-SEMO	FR	17	72	4.24
14. Ashley Herring-APSU	JR	18	74	4.11
15. Dominique Sims-EIU	SR	18	73	4.06

MINUTES PER GAME

Player-Team	Cl	G	MIN	M/G
1. Alecia Weatherly-UTM	JR	17	658	38.71
2. Cali Cupples-UTM	SO	17	655	38.53
3. Karisma Boykin-JSU	FR	18	651	36.17
4. Erica Glisson-UTM	FR	17	606	35.65
5. Mallory Luckett-MUR	SR	18	601	33.39
6. Kellie Cook-TTU	FR	18	597	33.17
7. Ashley Herring-APSU	JR	18	593	32.94
8. Ta'Kenya Nixon-EIU	FR	18	592	32.89
Courtney Lumpkin-MOR	SO	18	592	32.89
10. Brittany Wiley-JSU	SO	17	559	32.88



- A -

Briana Abner 1989-90
 Tamara Arnold 2004-06
 Zoey Artist 1998-02
 Niki Avery 2006-08

- B -

Mary Lynn Barnett 1985-86
 Laura Becerra 2008-09
 LaTonyah Bentley 2007-08
 Genna Berryman 1982-83
 Alicia Binion 2002-04
 Maisha Thomas Blanton 1991-95
 Viv Bohon 1981-84
 Mikki Bond 1998-02
 Tamika Bowers 2003-07
 Shannon Brady 1981-85
 Kathy Branch 1986-87
 Rachel Bristow 2008-09
 Carole Brown 1987-88
 Melissa Brown 1993-94
 Shannon Browning 1995-99
 Angie Bryant 1988-90
 Hallie Burger 1988-89

- C -

Great Cahoe 1987-89
 Leigh Carr 2001-04
 Karen Carrico 1985-87
 Sue Carroll 1976-80
 Ashley Cazee 2004-08
 Marsha Charles 1980-82
 Rebecca Chesnut 1986-87
 Sherry Clark 1988-89
 Kaiti Cochren 2009-present
 Carla Coffey 1984-88
 Colette Cole 2006-10
 Brittany Coles 2009-present
 Cynthia Collins 1991-92
 Shakeyia Colyer 2009-present
 Laechia Conley 2006-07
 Candis Cook 2001-05
 Tina Cottle 1983-85
 Loretta Coughlin 1976-80
 Kelly Cowan 1987-91
 Angie Cox 1988-92
 Kristy Cromer 1987-88
 Kim Cunningham 1993-94
 Jerilyn Cushing 1992-94

- D -

Stephanie Davis 1992-97
 Talisha Davis 2009-10
 Tiffany Davis 1993-97
 Nyame Dobson 1997-98
 Laphelia Doss 1994-98
 Kayla Drake 2008-09
 Lauren Dubbert 2005-07
 Cathy Dues 1995-99
 Chance Dugan 1978-82
 Calais Dunn 2005-06, 08-09

- E -

Miranda Eckerle 2001-05
 Annette Elkin 1990-91
 Jeanette Elkin 1990-91
 Karen Evans 1980-84

- F -

Stephanie Falk 1981-82
 Casandra Ferguson 1998-00
 Candice Finley 1997-01
 Karen Flannery 1997-99
 LaTonya Fleming 1988-89
 Angela Fletcher 1984-86
 Sara Fraser-Jones 2008-10
 Lisa Fussell 1993-94

- G -

Pam Garrett 2001-05
 Peggy Gay 1975-79
 Marla Gearhart 1996-00
 Jaree Goodin 1989-93
 Lisa Goodin 1980-84
 Trina Goodrich 1994-98
 Joan Gotti 1978-81
 Sandra Grieb 1977-80

- H -

Heather Haddix 1989-90
 Freda Hagan 1980-84
 Fatai Hala'api'api 2003-06
 Lakeisha Hamilton 1995-96
 Marcia Haney 1981-85
 Rhonda Hardesty 1989-94
 Susan Hatcher 1997-00
 Kim Hatley 1988-89
 Julie Haynes 1994-95
 Lori Hines 1984-85
 Nancy Hoist 2004-05
 Sonjia Hoston 2008-10
 Ashleigh Huffman 2002-05
 Adrienne Hughes 1978-79
 Candise Hurdle 2003-04

- J -

Barbie Jackson 1999-00
 Andrea Jenkins 2005-07
 Diane Johnson 1979-80
 Kiejon Johnson 2003-06
 Alex Jones 2009-present
 Cheryl Jones 1989-92
 Crystal Jones 2006-08
 Shavonne Jones 2005-08
 Stephanie Jones 1987-88
 Velma Jordan 1981-82

- K -

Katie Kalahar 1989-90
 Katie Kelly 2000-04
 Tracey Kindred 1989-90
 Jennifer King 1995-99
 Sandy Kinkton 1980-81
 Amber Kirkpatrick 2006-07
 Michaelea Kleist 2009-10
 Tracy Korbutt 1986-87
 Kaia Kosk 2008-09

- L -

Julie Levis 1984-85
 Jasmine Lewin 2008-present

- M -

Segena Mackeroy 1991-93
 Jenny Magrane 1987-88
 Van Marshal 1983-88
 Crystal Mason 1998-01
 Tiffany Mayfield 1991-93
 Kim Mays 1992-95
 Natalie Mays 1996-97
 Lindsay McClellan 2000-01
 Omni McCluney 2002-04
 Sheletha McEaddy 1990-92
 Shannah McIntosh 1990-94
 Teresa McNair 1999-03
 Kate Middeler 2005-06
 Sondra Miller 1984-88
 Aquanta Milligan 1987-89
 Laura Morris 1990-91
 Nadia Mossong 2007-present
 Sandra Mukes 1978-82
 Kathy Murray 1989-90
 Ilona Muszak 2007-09

- O -

Tekielia Oden 1999-01

- P -

Lisa Pace 1994-98
 Cheryl Palmer 1988-89
 Loretta Pate 1982-84
 Jennifer Patterson 2004-06
 Jill Perry 1999-03
 Louista Pierre 2002-06
 Ashley Pritchett 2009-present
 Shanda Pulliam 1979-80

- R -

Regie Rattler 1986-87
 Kathy Redling 1979-80
 Tina Reece 1985-89
 Amanda Reid 1996-97
 Karen Richardson 1980-81
 Karen Rimer 1978-80
 Chrissy Roberts 1996-98
 Kim Roberts 1992-93

- S -

Laura Seay 1982-83
 Laura Shelton 2002-06
 Margy Shelton 1982-86
 Charlotte Sizemore 1997-02
 Synisha Smith 2000-02
 Cathy Snipes 1987-88
 Katie Stearns 1999-00
 LaTanya Stokes 2007-08

- T -

Cindy Taylor 1985-87
 Dana Taylor 1980-83
 Pam Taylor 1985-86
 Rita Taylor 1976-80
 Shamira Thedford 1997-99
 Jayme Thiem 2005-07

- U -

Tracey Underwood 1984-86

- V -

Vicki Viox 1978-80

- W -

Larrya Wall 1997-01
 Stephany Wallace 1995-96
 Lyndsey Warbington 1999-03
 Kristy Ward 1995-96
 Lindsey Waters 2007-08
 Tina Wermuth 1979-83
 Cherie White 2007-present
 Tami Wingate 1995-96
 India Wood 2004-06

- Y -

Samantha Young 1991-96

- Z -

Sue Zylstra 1989-93



Paula Welch
1971-72, 1973-74
25-10



Ellen Johns
1972-73
13-3



Terry Hall
1974-75
14-6



Shirley Duncan
1975-79
41-59



Dianne Murphy
1979-86
96-101



George Cox
1986-88
15-38



Larry Joe Inman
1988-08
319-244



Chrissy Roberts
2008-Present
19-37

Year	W	L	Pct.	H	A	N	OVC			Finish	OVC TOURNAMENT			NCAA/WNIT		Head Coach
							W	L	Pct.		W	L	Finish	W	L	
1971-72	8	4	.667													Paula Welch
1972-73	13	3	.813													Ellen Johns & Jaevene Young
1973-74	17	6	.739													Paula Welch
1974-75	14	6	.700	4-2	7-1	3-3										Terry Hall
1975-76	17	3	.850	5-1	7-1	5-1										Shirley Duncan
1976-77	7	17	.292	2-5	4-6	1-6										Shirley Duncan
1977-78	12	15	.444	9-5	3-9	0-1	5	5	.500	t-4th/8						Shirley Duncan
1978-79	5	24	.172	2-10	2-13	1-1	1	9	.100	6th/7	1	2	Semifinals			Shirley Duncan
1979-80	9	19	.321	4-9	4-8	1-2	1	5	.167	6th/7						Dianne Murphy
1980-81	16	15	.516	9-6	6-8	1-1	2	4	.333	6th/7						Dianne Murphy
1981-82	14	16	.467	9-4	5-11	0-1	4	8	.333	5th/7						Dianne Murphy
1982-83	14	13	.519	8-5	5-6	1-2	4	6	.400	4th/6						Dianne Murphy
1983-84	17	11	.607	9-4	6-5	2-2	10	4	.714	t-2nd/8	0	1	Semifinals			Dianne Murphy
1984-85	18	10	.643	11-3	6-5	1-2	8	6	.571	3rd/8	0	1	Semifinals			Dianne Murphy
1985-86	8	17	.320	3-6	5-10	0-1	1	13	.071	8th/8						Dianne Murphy
1986-87	9	18	.333	8-6	1-9	0-3	4	10	.286	7th/8						George Cox
1987-88	6	20	.231	4-8	2-10	0-2	5	9	.357	6th/8						George Cox
1988-89	12	14	.462	5-5	6-9	1-0	5	7	.417	5th/7						Larry Joe Inman
1989-90	12	14	.462	6-5	5-8	1-1	6	6	.500	t-4th/7						Larry Joe Inman
1990-91	14	13	.519	9-2	4-8	1-3	7	5	.583	3rd/7	0	1	Semifinals			Larry Joe Inman
1991-92	20	9	.690	12-0	5-9	3-0	10	4	.714	t-2nd/8	1	1	Runner-Up			Larry Joe Inman
1992-93	12	15	.444	6-5	5-8	1-2	10	6	.625	t-3rd/9	0	1	Semifinals			Larry Joe Inman
1993-94	17	9	.654	8-2	7-5	2-2	12	4	.750	t-2nd/9	0	1	Quarterfinals			Larry Joe Inman
1994-95	19	9	.679	8-1	7-7	4-1	12	4	.750	t-1st/9	1	1	Semifinals			Larry Joe Inman
1995-96	11	16	.407	8-4	1-11	2-1	7	9	.438	t-4th/9	1	1	Semifinals			Larry Joe Inman
1996-97	24	6	.800	11-1	10-4	3-1	16	2	.889	1st/10	3	0	Champions	0	1	Larry Joe Inman
1997-98	20	8	.714	9-2	8-4	3-2	15	3	.833	t-1st/10	1	1	Semifinals			Larry Joe Inman
1998-99	11	16	.407	7-4	4-11	0-1	8	10	.444	6th/10	0	1	Quarterfinals			Larry Joe Inman
1999-00	13	15	.464	8-5	3-10	2-0	10	8	.556	5th/10	0	1	Quarterfinals			Larry Joe Inman
2000-01	22	6	.786	11-2	8-1	3-3	14	2	.875	2nd/9	0	1	Quarterfinals			Larry Joe Inman
2001-02	23	8	.742	11-2	9-5	3-1	13	3	.813	t-1st/9	1	1	Semifinals	1	1	Larry Joe Inman
2002-03	18	11	.621	7-5	7-5	4-1	10	6	.625	3rd/9	0	1	Quarterfinals			Larry Joe Inman
2003-04	15	15	.500	8-3	4-8	3-4	9	7	.563	t-5th/11	2	1	Runner-Up			Larry Joe Inman
2004-05	23	8	.742	13-0	7-5	3-3	15	1	.938	1st/11	3	0	Champions	0	1	Larry Joe Inman
2005-06	7	20	.259	4-8	3-11	0-1	7	13	.350	9th/11						Larry Joe Inman
2006-07	12	18	.400	6-6	4-10	2-2	9	11	.450	t-7th/11	0	1	Quarterfinals			Larry Joe Inman
2007-08	14	14	.500	7-4	4-8	3-2	9	11	.450	t-6th/11	0	1	Quarterfinals			Larry Joe Inman
2008-09	7	20	.259	5-9	2-11	0-0	4	14	.222	t-8th/10						Chrissy Roberts
2009-10	12	17	.414	5-8	5-9	2-0	8	10	.444	t-4th/10	0	1	Quarterfinals			Chrissy Roberts
TOTALS	542	498	.521	262-157	180-269	62-59	261	225	.537		14	20		1	3	

Coach	Seasons	Yrs.	Record	Pct.	OVC	Pct.	Coach	Seasons	Yrs.	Record	Pct.	OVC	Pct.
Larry Joe Inman	1988-08	20	319-244	.567	204-122	.626	Chrissy Roberts	2008-	1	19-37	.339	12-24	.333
Dianne Murphy	1979-86	7	96-101	.487	30-46	.395	George Cox	1986-88	2	15-38	.283	9-19	.321
Shirley Duncan	1975-79	4	41-59	.410	6-13	.316	Terry Hall	1974-75	1	14-6	.700	-	-
Paula Welch	1971-72, 73-74	2	25-10	.714	-	-	Ellen Johns/Jaevene Young	1972-73	1	13-3	.813	-	-



All-America



Angie Cox

*American Women's Sports Foundation
2nd Team - 1990-91; Honorable Mention - 1991-92*



Jaree Goodin

*American Women's Sports Foundation
Honorable Mention - 1990-91; 4th Team 1991-92*



Chrissy Roberts

*Kodak All-America
Honorable Mention - 1997-98*

Academic All-America



Kim Mays

*CoSIDA Academic All-America
3rd Team - 1993-94; 2nd Team - 1994-95*

Edward S. Steitz Award



Chrissy Roberts

*National best 48.8 three-point field goal percentage
1996-97*

AT&T Long Distance Award



Chrissy Roberts

*National best 48.8 three-point field goal percentage
1996-97*

OVC Player of the Year



Kim Mays

*1993-94
1994-95*



Chrissy Roberts

1997-98



Dianne Murphy

1980-81



Larry Joe Inman

*1990-91, 1994-95,
1996-97, 2000-01,
2004-05*

OVC Coach of the Year

OVC All-Tournament

- Peggy Gay (1979)
- Lisa Goodin (1984)
- Jaree Goodin (1992 - MVP, 1993)
- Segena Mackeroy (1992)
- Maisha Blanton (1995)
- Laphelia Doss (1997 - MVP)
- Chrissy Roberts (1997, 1998)
- Katie Kelly (2002, 2004)
- Miranda Eckerle (2005 - MVP)
- Ashley Cazee (2005)

(10 selections, 1979-present)

OVC Freshman of the Year



Kim Cunningham

1993-94



Ashley Cazee

2004-05



Kayla Drake

2008-09

OVC All-Freshman Team

- Angie Bryant (1988-89)
- Kelly Cowen (1987-88)
- Angie Cox (1988-89)
- Kim Cunningham (1993-94)
- Laphelia Doss (1994-95)
- Miranda Eckerle (2001-02)
- Lisa Fussell (1993-94)
- Pam Garrett (2001-02)
- Jaree Goodin (1989-90)
- Lisa Goodin (1980-81)
- Katie Kelly (2000-01)
- Shannah McIntosh (1990-91)
- Teresa McNair (1999-00)
- Sandra Mukes (1978-79)
- Tina Reece (1985-86)
- Margy Shelton (1982-83)
- Charlotte Sizemore (1997-98)
- Maisha Thomas (1991-92)
- Tina Wermuth (1979-80)

(19 selections, 1979-2004)



All-Ohio Valley Conference



Peggy Gay
EKU's first All-OVC selection



Laphelia Doss
Three-time All-OVC selection



Kim Mays
Three-time All-OVC selection

ALL-CONFERENCE BY YEAR
(50 selections, 1979-present)

- 1978-79 Peggy Gay (1st Team)
- 1979-80 Loretta Coughlin (1st Team)
- 1980-81 Lisa Goodin (2nd Team)
Tina Wermuth (2nd Team)
- 1981-82 Lisa Goodin (2nd Team)
- 1982-83 Lisa Goodin (1st Team)
Tina Wermuth (2nd Team)
- 1983-84 Tina Cottle (1st Team)
Lisa Goodin (2nd Team)
- 1984-85 Tina Cottle (1st Team)
Angela Fletcher (2nd Team)
- 1985-86 Angela Fletcher (2nd Team)
- 1986-87 Carla Coffey (2nd Team)
- 1987-88 Carla Coffey (2nd Team)
- 1988-89 LaTonya Fleming (1st Team)
- 1989-90 Kelly Cowan (1st Team)
- 1990-91 Angie Cox (1st Team)
Kelly Cowan (1st Team)
Jaree Goodin (HM)
- 1991-92 Angie Cox (1st Team)
Jaree Goodin (2nd Team)
- 1992-93 Jaree Goodin (2nd Team)
Kim Mays (HM)
- 1993-94 Kim Mays (1st Team)
Kim Cunningham (HM)
- 1994-95 Kim Mays (1st Team)
Maisha Blanton (HM)
- 1995-96 Laphelia Doss (1st Team)
Samantha Young (1st Team)
- 1996-97 Chrissy Roberts (1st Team)
Laphelia Doss (2nd Team)
Trina Goodrich (HM)
- 1997-98 Chrissy Roberts (1st Team)
Laphelia Doss (1st Team)
- 1998-99 Charlotte Sizemore (1st Team)
- 1999-00 Marla Gearhart (1st Team)
- 2000-01 Charlotte Sizemore (2nd Team)
Candice Finley (2nd Team)
- 2001-02 Charlotte Sizemore (1st Team)
Zoey Artist (2nd Team)
- 2002-03 Teresa McNair (1st Team)
Katie Kelly (2nd Team)
Miranda Eckerle (HM)
- 2003-04 Katie Kelly (1st Team)
- 2004-05 Miranda Eckerle (1st Team)
Candis Cook (2nd Team)
Pam Garrett (2nd Team)
- 2005-06 None
- 2006-07 Crystal Jones (2nd Team)
- 2007-08 Crystal Jones (1st Team)
- 2009-10 Alex Jones (2nd Team)

ALL-CONFERENCE BY PLAYER

- First Team Selections*
(24 selections, 1979-present)
- Tina Cottle (1983-84, 1984-85)
 - Loretta Coughlin (1979-80)
 - Kelly Cowan (1989-90, 1990-91)
 - Angie Cox (1990-91, 1991-92)
 - Laphelia Doss (1995-96, 1997-98)
 - Miranda Eckerle (2004-05)
 - LaTonya Fleming (1988-89)
 - Peggy Gay (1978-79)
 - Marla Gearhart (1990-00)
 - Lisa Goodin (1982-83)
 - Crystal Jones (2007-08)
 - Katie Kelly (2003-04)
 - Kim Mays (1993-94, 1994-95)
 - Teresa McNair (2002-03)
 - Chrissy Roberts (1996-97, 1997-98)
 - Charlotte Sizemore (1998-99, 2001-02)
 - Samantha Young (1995-96)

- Second Team Selections*
(20 selections, 1979-present)
- Zoey Artist (2001-02)
 - Carla Coffey (1986-87, 1987-88)
 - Candis Cook (2004-05)
 - Laphelia Doss (1996-97)
 - Candice Finley (2000-01)
 - Angela Fletcher (1984-85, 1985-86)
 - Pam Garrett (2004-05)
 - Jaree Goodin (1991-92, 1992-93)
 - Lisa Goodin (1980-81, 1981-82, 1983-84)
 - Crystal Jones (2006-07)
 - Katie Kelly (2002-03)
 - Charlotte Sizemore (2000-01)
 - Tina Wermuth (1980-81, 1982-83)
 - Alex Jones (2009-10)

- Honorable Mention Selections*
(Six selections, 1987-2001, 2003)
- Maisha Blanton (1994-95)
 - Kim Cunningham (1993-94)
 - Miranda Eckerle (2002-03)
 - Jaree Goodin (1990-91)
 - Trina Goodrich (1996-97)
 - Kim Mays (1992-93)



Lisa Goodin
EKU's only four-time All-OVC selection



Jaree Goodin
Three-time All-OVC selection



Charlotte Sizemore
Three-time All-OVC selection

OVC All-Newcomer Team

- Crystal Jones (2006-07)
- Kayla Drake (2008-09)
- Alex Jones (2009-10)

(Three selections, 2006-present)

Team Championships

Kentucky Women's Intercollegiate Conference Tournament (5)
1971, 1972, 1973, 1974, 1975

Ohio Valley Conference Regular-Season Championships (5)
1994-95, 1996-97, 1997-98, 2001-02, 2004-05

OVC Tournament Championships (2)
1996-97, 2004-05

NCAA National Statistical Champion
Scoring (2001); Steals Per Game (2003)



On December 14, 2005, Eastern Kentucky University announced the creation of an Athletics Hall of Fame. The Hall of Fame's mission is to commemorate and honor student-athletes, other individuals and teams whose accomplishments have contributed to the esteemed tradition of Colonel Athletics and whose character has reflected positively on the University.



An extraordinary group of individuals, previously recognized by the University during the 1974 Centennial Athletic Awards Banquet, were inducted into the Hall of Fame on Nov. 3, 2006. This group of 25 is called The Founders. They were joined by an inaugural class of 13 members to make up the 2006 inductees.

Each of the first five Hall of Fame inductions have included a former Lady Colonel women's basketball player. Lisa Goodin was a member of the inaugural class in 2006. Chrissy Roberts joined the Hall of Fame in 2007 followed by Angie Cox Blevins in 2008. Kim Mays was inducted in 2009. Jaree Goodin is the newest Lady Colonel addition, having been inducted in on Oct. 8, 2010. Former head coach Larry Joe Inman joined four of his former players in the Hall of Fame in 2010.

Lady Colonels In The EKU Athletics Hall Of Fame



Angie Cox Blevins (1988-92, Guard, Somerset, Ky.)

A two-time All-American, Angie Cox Blevins holds the EKU women's basketball record with 170 career three-pointers. The program record holder with 488 career assists, Cox led the Ohio Valley Conference with 5.6 assists per game as a senior in 1992.

Cox earned all-conference honors following her junior and senior seasons and was also named to the OVC All-Freshman team in 1989. The Somerset, Ky., native finished her stellar career with 1,425 points, ranking eighth on the Lady Colonels' all-time list. During her senior year, Cox compiled the second most steals (113) and assists (164) for a single season in program history. She led the OVC in steals per game during her senior season (3.9 spg) as well as during her junior campaign (3.9 spg).

An all-state performer during her prep career at Pulaski County High School, Cox Blevins played professionally in Germany and graduated from EKU's occupational therapy department. Cox Blevins currently works for the Wayne County School System.

Lisa Goodin (1980-84, Guard, Austin, Ind.)

The all-time leading scorer in EKU women's basketball history with 1,920 career points, Lisa Goodin is one of the most prolific student-athletes to compete in a Colonel uniform. Goodin currently ranks fifth on the career list for assists (375) and 10th for steals (182).

A sharpshooter with consistent accuracy, she led the NCAA in free throw percentage as both a freshman (.897) and junior (.910).

Goodin earned all-conference honors all four years of her collegiate career and was later named to the All-Time Ohio Valley Conference team. She was chosen as a first team honoree in 1983 and a second team selection in 1981, 1982 and 1984. Goodin was also picked for the OVC All-Tournament team during her senior season. That year, 1984, she led the team in scoring with 15.5 points per game average.



Chrissy Roberts (1996-98, Guard, Eminence, Ky.)

The nation's top sharp-shooter in 1997, Chrissy Roberts starred in her two seasons at Eastern Kentucky University. Roberts earned Ohio Valley Conference All-Conference honors in both seasons (1997 and 1998) and honorable mention All-America recognition in 1998. She earned 1998 OVC Player of the Year honors after leading the league in free throw shooting (89.2 percent) and three-point shooting (45.9 percent). She still holds the NCAA record for career three-point shooting percentage.

During her miraculous junior season, Roberts led the country with a 48.8 three-point shooting percentage. She won two national awards that year, the AT&T Long Distance Award and the Edward Seitz Award. Her uniform, practice gear and shoes were enshrined in the Naismith Memorial Basketball Hall of Fame.

Roberts holds the EKU record for most three-pointers in a single season (84 in 1996-97) and career three-point field goal percentage (.475). She finished her career third on the all-time three-point field goals made chart with 151. At the time of her induction, Roberts was an assistant women's basketball coach at East Carolina University. A few months later she was named the head coach at EKU.



Kim Mays (1992-95, Guard, Barbourville, Ky.)

Kim Mays was a two-time Ohio Valley Conference Player of the Year, winning the award in both the 1993-94 and 1994-95 seasons. She closed her three-year Eastern career as the fifth all-time scorer in program history with 1,587 points. Her best scoring season was her senior season when she averaged 25.7 points per game.

She still holds program single-season records for most points (719), best scoring average (25.7) and most free throws (226), all accomplished in the 1994-95 season. Her 44 points versus Western Michigan in 1994 still stands as the top single-game scoring effort in program history. As a junior, she averaged 21.2 points per game, ranking among the top 20 scorers in the nation. Mays was a first-team all-conference selection as a junior and senior, while making honorable mention All-OVC as a sophomore. She was also a second-team Academic All-American selection as a senior and a third-team choice on this team as a junior.

Mays currently lives in Laurel County with husband Michael Mills and daughters Ellie Rose and Shelbie Kate. She is employed as an occupational therapist with the Knox County Schools.



Jaree Goodin (1989-93, Center/Forward, Corbin, Ky.)



Jaree Goodin was a four-year starter for coach Larry Joe Inman's Lady Colonel basketball team. She finished her Eastern career as the No. 3 all-time leading scorer with 1,679 points and as the No. 2 career-leading rebounder with 914 rebounds. She also closed her Eastern career with the best field goal percentage (.492) in school history. Goodin was an OVC All-Freshman team choice in 1989-90, an honorable mention All-OVC pick as a sophomore and a second-team All-OVC selection her junior and senior years. Goodin was a two-time All-OVC tournament choice and was chosen as the Most Valuable Player of the OVC Tournament in 1992. She is the school record holder for most field goals in a single game when she made 18 on her way to a 41-point scoring night as a freshman against Marshall. A three-time Fast Break magazine All-American choice, she was the EKU Female Athlete of the Year in 1992-93 and a fourth-team Division I All-

American that season.

She was chosen as a member of the Corbin High School Hall of Fame in 1999 and has served as Vice President of International Biological Resources.

Larry Joe Inman (1988-08, Head Coach)

Larry Joe Inman, who was inducted into the Ohio Valley Conference Hall of Fame in 2009, served as head coach of the Eastern women's basketball team from 1988-2008, compiling a 319-244 record and leading the Lady Colonels to two OVC tournament championships and two NCAA tournament appearances (1996-97, 2004-05). In being named OVC Coach of the Year eight times, he also directed Eastern to five OVC regular season championships. He led the Lady Colonels to the 2002 WNIT Sweet Sixteen. He is the all-time winningest coach in Ohio Valley Conference women's basketball history with a record of 480-317. Prior to coming to Eastern, he served as a high school coach at Mt. Juliet (TN) High School, recording an impressive 126-24 mark in five seasons. He then moved to Middle Tennessee State University for eight seasons as head coach where he went 161-73 and won five OVC regular season titles and made four NCAA tournament appearances from his four OVC tournament championships.

He is currently serving as head coach of the girls' basketball team at Lebanon (Tenn.) High School. A 1970 graduate of Austin Peay State University, he is married to the former Bobbie Gene Follis and they have three children.





Career Records

Most Points -- 1,920 by Lisa Goodin in 111 games, 1980-84

Highest Scoring Average -- 20.6 by Kim Mays (1,587 points in 77 games), 1992-95

Most Field Goals Made -- 751 by Peggy Gay in 100 games, 1975-79

Most Field Goals Attempted -- 1,891 by Peggy Gay in 100 games, 1975-79

Highest Field Goal Percentage -- 54.2 by Tina Cottle, 1983-85

Most Three-Point Field Goals Made -- 170 by Angie Cox in 105 games, 1988-92

Most Three-Point Field Goals Attempted -- 466 by Ashley Cazee in 113 games, 2004-08

Highest Three-Point Field Goal Percentage -- 47.6 (152-of-319) by Chrissy Roberts, 1996-98

Most Free Throws Made -- 562 by Katie Kelly in 117 games, 2000-04

Most Free Throws Attempted -- 642 by Katie Kelly in 117 games, 2000-04

Highest Free Throw Percentage -- 87.5 (562-of-642) by Katie Kelly in 117 games, 2000-04

Most Rebounds -- 1,026 by Laphelia Doss in 113 games, 1994-98

Most Assists -- 488 by Angie Cox in 105 games, 1988-92

Most Blocks -- 107 by Fatai Hala'api'api in 59 games, 2003-06

Most Steals -- 406 by Teresa McNair in 116 games, 1999-03

Most Games Played -- 120 by Miranda Eckerle, 2001-05

Season Records

Most Games Played -- 31 by 13 players

Most Points Scored -- 719 by Kim Mays in 28 games, 1994-95

Highest Scoring Average -- 25.7 by Kim Mays in 28 games, 1994-95

Most Field Goals Made -- 235 by Peggy Gay in 27 games, 1977-78

Most Field Goals Attempted -- 569 by Peggy Gay in 29 games, 1978-79

Highest Field Goal Percentage -- 55.1 (151-of-274) by Laphelia Doss, 1997-98

Most Three-Point Field Goals Made -- 85 by Chrissy Roberts in 30 games, 1996-97

Most Three-Point Field Goals Attempted -- 234 by Samantha Young in 27 games, 1995-96

Highest Three-Point Field Goal Percentage -- 49.6 (56-of-113) by Ashley Cazee, 2004-05

Most Free Throws Made -- 226 by Kim Mays in 28 games, 1994-95

Most Free Throws Attempted -- 264 by Kim Mays in 28 games, 1994-95

Highest Free Throws Percentage -- 91.3 by Lisa Goodin in 27 games, 1982-83

Most Rebounds -- 310 by Tina Cottle, 1984-85

Most Assists -- 165 by Cheryl Jones, 1990-91

Most Blocked Shots -- 54 by Fatai Hala'api'api, 2005-06

Most Steals -- 131 by Teresa McNair, 2002-03

Game Records

Most Points -- 44 by Kim Mays vs. Western Michigan, Dec. 2, 1994

Most Field Goals Made -- 18 by Jaree Goodin vs. Marshall, Feb. 14, 1990

Most Field Goals Attempted -- 31 by Marla Gearhart at Eastern Illinois, Jan. 27, 2000

Most Three-Point Field Goals Made -- 9 by Niki Avery vs. Pennsylvania, Dec. 30, 2007

Most Three-Point Field Goals Attempted -- 19 by Samantha Young vs. Tennessee State, Feb. 25, 1996

Most Free Throws Made -- 21 by Tracy Krobutt vs. Louisiana-Lafayette, Dec. 20, 1986

Most Rebounds -- 26 by Laphelia Doss vs. Tennessee State, Feb. 25, 1996

Most Assists -- 17 by Tracey Kindred vs. Marshall, Feb. 14, 1990

Most Steals -- 11 by Teresa McNair vs. Jacksonville State, Dec. 30, 2002

Most Blocked Shots -- 7 by Fatai Hala'api'api at Eastern Illinois, Jan. 14, 2006



OVC Record Holder

Most Career Steals --- 406 by Teresa McNair in 116 games, 1999-03

Most Steals In A Season --- 131 by Teresa McNair, 2002-03

OVC Career Records

SCORING AVERAGE

1. 24.3 Jerilynn Harper, Tenn. Tech (1979-82)
2. 21.5 Dorothy Bowers, Youngstown St. (1984-88)
3. 21.2 Angela Moorehead, Tenn. Tech (1988-91)
4. 21.1 Cheryl Taylor, Tennessee Tech (1983-87)
5. 20.9 Brooke Armistead, Austin Peay (1999-03)
6. **20.6 Kim Mays, Eastern Kentucky (1993-95)**
7. 20.5 Gray C. Harris, Southeast Mo. (1992-96)
8. 20.3 Rochelle Vaughn, Tenn. Tech (1991-93)
9. 19.8 Shandra Maxwell, Austin Peay (1986-90)
10. 19.7 Sheila Smith, Murray State (1985-89)
- 19.7 Janet Holt, Tennessee Tech (1998-02)

FREE THROW PERCENTAGE

(min. of 2 made per games played)

1. .938 Paula Corder-King, SEMO (1998-00)
2. .915 Kandi Brown, Morehead State (2000-04)
3. **.875 Katie Kelly, Eastern Ky. (2000-04)**
4. **.874 Lisa Goodin, Eastern Ky. (1980-84)**
5. .871 Amber Guffey, Murray State (2005-09)
6. **.862 Chrissy Roberts, Eastern Ky. (1996-98)**
7. **.855 Laura Shelton, Eastern Ky. (2002-06)**
8. .846 Melissa Huffman, Murray State (1986-90)
9. .843 Jane Ross, Middle Tennessee (1984-87)
10. **.839 Crystal Jones, Eastern Ky. (2006-08)**

STEALS

1. **406 Teresa McNair, Eastern Ky. (1999-03)**
2. **327 Angie Cox, Eastern Ky. (1988-92)**
3. 324 Pam Chambers, Tenn. Tech (1976-80)
4. 302 Connie Swift, Tennessee State (1992-97)
5. 294 Kim Webb, Middle Tennessee (1984-87)
6. 288 Danielle Carson, Youngstown St. (1982-86)
7. 255 Kendra Appling, Tenn. State (2005-09)
8. 254 Chris Moye, Tennessee Tech (1986-90)
9. 249 Shawn Monday, Tenn. Tech (1986-90)
- 249 Margaret Peters, Youngstown St. (1981-85)

OVC Season Records

MOST POINTS SCORED

1. 1,011 Jerilynn Harper, Tenn. Tech (1980-81)
2. 831 Jerilynn Harper, Tenn. Tech (1981-82)
3. 793 Cheryl Taylor, Tennessee Tech (1986-87)
4. 783 Dorothy Bowers, Youngstown St. (1987-88)
5. 746 Cheryl Taylor, Tennessee Tech (1985-86)
6. 738 Janet Holt, Tennessee Tech (2000-01)
7. 723 Ashley Hayes, Murray State (2008-09)
8. **719 Kim Mays, Eastern Kentucky (1994-95)**
9. 714 Janet Holt, Tennessee Tech (2001-02)
10. 713 Gray C. Harris, Southeast Mo. (1995-96)

SCORING AVERAGE

1. 29.7 Jerilynn Harper, Tenn. Tech (1980-81)
2. 28.4 Wanda Grant, Youngstown St. (1980-81)
3. 28.0 Dorothy Bowers, Youngstown St. (1987-88)
4. 26.8 Jerilynn Harper, Tenn. Tech (1987-88)
5. 26.4 Gray C. Harris, Southeast Mo. (1995-96)
6. **25.7 Kim Mays, Eastern Kentucky (1994-95)**
7. 25.6 Cheryl Taylor, Tennessee Tech (1994-95)
8. 24.7 Dorothy Bowers, Youngstown St. (1986-87)
9. 25.6 Janet Holt, Tennessee Tech (2000-01)
10. 24.2 Gray C. Harris, Southeast Mo. (1994-95)

FREE THROW PERCENTAGE

1. .941 Paula Corder, Southeast Mo. (1998-99)
2. .938 Melissa Huffman, Murray State (1989-90)
3. .937 Kandi Brown, Morehead State (2001-02)
- .937 Kandi Brown, Morehead State (2002-03)
5. .932 Paula Corder-King, SEMO (1999-00)
6. **.913 Lisa Goodin, Eastern Ky. (1982-83)**
7. .904 Kandi Brown, Morehead State (2000-01)
8. **.903 Kristy Cromer, Eastern Ky. (1987-88)**
9. .902 Kelly Pendelton, UT Martin (2000-01)
10. .900 Janet Ross, Middle Tennessee (1986-87)
- .900 **Laura Shelton, Eastern Ky. (2005-06)**

THREE-POINTERS MADE

1. 105 Kera Bergeron, Austin Peay (2003-04)
2. 95 Chynna Bozeman, Morehead St. (2008-09)
3. 95 Tarah Combs, Morehead State (2007-08)
4. 86 Allison Clark, Tennessee Tech (2000-01)
- 86 Blair Bowens, Tennessee Tech (2008-09)
6. 85 Mitzi Rice, Tennessee Tech (1989-90)
7. **84 Chrissy Robert, Eastern Ky. (1996-97)**
- 84 Sandy Brown, Middle Tenn. (1988-89)

THREE-POINTERS ATTEMPTED

1. 277 Kera Bergeron, Austin Peay (2003-04)
2. 251 Tarah Combs, Morehead State (2007-08)
3. 236 Kera Bergeron, Austin Peay (2004-05)
4. **234 Samantha Young, Eastern Ky. (1995-96)**
5. 227 Dana Bilyeu, Tennessee Tech (1992-93)

STEALS

1. **131 Teresa McNair, Eastern Ky. (2002-03)**
2. **113 Angie Cox, Eastern Kentucky (1991-92)**
3. **105 Angie Cox, Eastern Kentucky (1990-91)**
4. 104 Pam Chambers, Tenn. Tech (1978-79)
5. 100 Connie Swift, Tennessee State (1996-97)
6. **99 Teresa McNair, Eastern Ky. (2001-02)**
- 97 Tessa Fields, UT Martin (1997-98)
- 97 Ann Thomas, Tennessee State (1989-89)
9. **93 Teresa McNair, Eastern Ky. (1999-00)**
10. 91 Danielle Carson, Youngstown St. (1985-86)
- 91 Kim Webb, Middle Tennessee (1985-86)

OVC Annual Leaders

SCORING

	G	Pts	Avg
1994-95 Kim Mays, ECU	28	719	25.7

REBOUNDING

	G	Rebs	Avg
1995-96 Laphelia Doss, ECU	23	266	11.6

ASSISTS

	G	Asts	Avg
1991-92 Angie Cox, ECU	29	164	5.6
1995-96 Samantha Young, ECU	23	138	6.0
2002-03 Katie Kelly, ECU	29	130	4.5

STEALS

	G	Stls	Avg
1981-82 Tina Wermuth, ECU	30	68	2.3
1990-91 Angie Cox, ECU	27	105	3.9
1991-92 Angie Cox, ECU	29	113	3.9
1992-93 Maisha Thomas, ECU	27	70	2.9
1999-00 Teresa McNair, ECU	28	93	3.3
2000-01 Teresa McNair, ECU	28	83	3.0
2001-02 Teresa McNair, ECU	31	99	3.2
2002-03 Teresa McNair, ECU	29	130	4.5

FIELD GOAL PERCENTAGE

	FG	FGA	Pct
1983-84 Tina Cottle, ECU	167	295	.566

FREE THROW PERCENTAGE

	FT	FTA	Pct
1981-82 Lisa Goodin, ECU	109	128	.852
1982-83 Lisa Goodin, ECU	147	161	.913
1997-98 Chrissy Roberts, ECU	91	102	.892
2005-06 Laura Shelton, ECU	126	140	.900
2007-08 Crystal Jones, ECU	88	97	.907

THREE-POINT FIELD GOAL PERCENTAGE

	3FG	3FGA	Pct
1990-91 Angie Cox, ECU	65	147	.442
1996-97 Chrissy Roberts, ECU	85	173	.491
1997-98 Chrissy Roberts, ECU	67	146	.459
2004-05 Ashley Cazee, ECU	56	113	.496
2005-06 Laura Shelton, ECU	36	77	.468



POINTS*

Player	No.	Year
1. Kim Mayes	719	1994-95
2. Lisa Goodin	582	1980-81
3. Kim Mays	550	1993-94
4. Marla Gearhart	548	1999-00
5. Carla Coffey	547	1986-87
6. Peggy Gay	533	1975-79
7. Lisa Goodin	517	1982-83
8. Angie Cox	501	1990-91
9. Katie Kelly	493	2003-04
10. Angie Cox	487	1991-92
Miranda Eckerle	487	2004-05

FIELD GOALS MADE*

Player	No.	Year
1. Peggy Gay	235	1977-78
2. Peggy Gay	231	1978-79
3. Kim Mayes	229	1994-95
4. Carla Coffey	223	1986-87
5. Lisa Goodin	217	1980-81
6. Marla Gearhart	191	1999-00
7. Jaree Goodin	190	1991-92
8. Angela Fletcher	188	1985-86
9. LaTonya Fleming	186	1988-89
10. Lisa Goodin	185	1982-83

FIELD GOALS ATTEMPTED*

Player	No.	Year
1. Peggy Gay	569	1978-79
2. Peggy Gay	560	1977-78
3. Angela Fletcher	515	1985-86
4. Charlotte Sizemore	492	1998-99
5. Carla Coffey	453	1986-87
6. Marla Gearhart	449	1999-00
7. LaTonya Fleming	436	1988-89
8. Lisa Goodin	435	1980-81
9. Kim Mays	429	1994-95
10. Carla Coffey	415	1987-88

FIELD GOAL PERCENTAGE*

Player	No.	Year
1. Tina Cottle	.562	1983-84
2. Laphelia Doss	.551	1997-98
3. Teresa McNair	.545	2001-02
4. Carla Snipes	.541	1987-88
5. Fatai Hala'api'api	.535	2005-06
Andrea Jenkins	.535	2006-07
7. Kim Mays	.534	1994-95
8. Laphelia Doss	.525	1995-96
9. Jaree Goodin	.522	1992-93
10. Laphelia Doss	.516	1996-97

Min. 175 attempts

3-POINT FIELD GOALS MADE

Player	No.	Year
1. Chrissy Roberts	85	1996-97
2. Samantha Young	83	1995-96
3. Niki Avery	80	2006-07
Niki Avery	80	2007-08
5. Chrissy Roberts	67	1997-98
6. Angie Cox	65	1990-91
Kayla Drake	65	2008-09
8. Marla Gearhart	63	1999-00
9. Angie Cox	61	1991-92
10. Ashley Cazee	56	2004-05

3-POINT FIELD GOALS ATTEMPTED

Player	No.	Year
1. Samantha Young	234	1995-96
2. Niki Avery	218	2006-07
3. Kayla Drake	216	2008-09
4. Niki Avery	195	2007-08
5. Chrissy Roberts	173	1996-97
6. Marla Gearhart	163	1999-00
7. Angie Cox	157	1991-92
8. Kim Roberts	149	1992-93
9. Angie Cox	147	1990-91
10. Chrissy Roberts	146	1997-98

3-POINT FIELD GOAL PERCENTAGE

Player	No.	Year
1. Ashley Cazee	.496	2004-05
2. Kelly Cowan	.493	1990-91
3. Chrissy Roberts	.491	1996-97
4. Crystal Jones	.478	2007-08
5. Laura Shelton	.468	2005-06
6. Chrissy Roberts	.459	1997-98
7. Angie Cox	.442	1990-91
8. Kelly Cowan	.435	1988-89
9. Miranda Eckerle	.433	2004-05
10. Lisa Pace	.421	1997-98

Min. 65 attempts

FREE THROWS MADE*

Player	No.	Year
1. Kim Mays	226	1994-95
2. Kim Mays	168	1993-94
3. Katie Kelly	165	2003-04
4. Katie Kelly	154	2002-03
5. Lisa Goodin	148	1980-81
6. Lisa Goodin	147	1982-83
7. Katie Kelly	140	2001-02
8. Laura Shelton	126	2005-06
9. Lisa Goodin	122	1983-84
10. Miranda Eckerle	118	2004-05

FREE THROWS ATTEMPTED*

Player	No.	Year
1. Kim Mays	264	1994-95
2. Maisha Thomas-Blanton	219	1994-95
3. Kim Mays	201	1993-94
4. Katie Kelly	192	2003-04
5. Katie Kelly	177	2002-03
6. Tracy Korbitt	174	1986-87
7. Lisa Goodin	165	1980-81
8. Lisa Goodin	161	1982-83
9. Laphelia Doss	160	1997-98
10. Katie Kelly	157	2001-02

FREE THROW PERCENTAGE*

Player	No.	Year
1. Lisa Goodin	.913	1982-83
2. Crystal Jones	.907	2007-08
3. Laura Shelton	.900	2005-06
4. Lisa Goodin	.897	1980-81
5. Chrissy Roberts	.892	1997-98
Katie Kelly	.892	2001-02
7. Katie Kelly	.888	2000-01
8. Katie Kelly	.870	2002-03
9. Katie Kelly	.859	2003-04
10. Kim Mays	.856	1994-95

Min. 75 attempts

REBOUNDS

Player	No.	Year
1. Tina Cottle	310	1984-85
2. Laphelia Doss	309	1995-96
3. Sandra Mukes	268	1980-81
4. Tina Cottle	267	1983-84
5. Laphelia Doss	260	1996-97
6. Segena Mackeroy	256	1991-92
Tina Wermuth	256	1982-83
8. Sandra Mukes	253	1981-82
9. Alex Jones	251	2009-10
10. Carla Coffey	248	1986-87
Maisha Thomas-Blanton	248	1994-95

STEALS

Player	No.	Year
1. Teresa McNair	131	2002-03
2. Angie Cox	109	1991-92
3. Angie Cox	100	1990-91
4. Teresa McNair	99	2001-02
5. Teresa McNair	93	1999-00
6. Teresa McNair	83	2000-01
7. Maisha Thomas-Blanton	79	1992-93
8. Kim Mays	74	1994-95
9. Charlotte Sizemore	73	2001-02
10. Tiffany Mayfield	71	1991-92

ASSISTS

Player	No.	Year
1. Cheryl Jones	165	1990-91
2. Angie Cox	164	1991-92
3. Samantha Young	160	1995-96
4. Cheryl Jones	135	1991-92
5. Katie Kelly	130	2002-03
6. Angie Cox	125	1990-91
7. Chrissy Roberts	121	1997-98
8. Sondra Miller	118	1987-88
9. Kim Mays	116	1993-94
10. Angie Cox	113	1988-89

BLOCKS

Player	No.	Year
1. Fatai Hala'api'api	54	2005-06
2. Fatai Hala'api'api	51	2003-04
3. Segena Mackeroy	34	1991-92
4. Sheletha McEaddy	31	1990-91
5. Charlotte Sizemore	29	2001-02
6. Jaree Goodin	28	1990-91
7. Jaree Goodin	27	1991-92
Amber Kirkpatrick	27	2006-07
Lindsey Waters	27	2007-08
10. Alex Jones	25	2009-10

* Denotes 1978-current



POINTS

Player	No.	Years
1. Lisa Goodin	1,920	1980-84
2. Peggy Gay	1,696	1975-79
3. Jaree Goodin	1,679	1989-93
4. Katie Kelly	1,626	2000-04
5. Kim Mays	1,587	1992-95
6. Charlotte Sizemore	1,561	1997-02
7. Kelly Cowan	1,515	1987-91
8. Angie Cox	1,425	1988-92
9. Tina Wermuth	1,403	1979-83
10. Ashley Cazee	1,397	2004-08

FIELD GOALS MADE

Player	No.	Years
1. Peggy Gay	751	1975-79
2. Lisa Goodin	697	1980-84
3. Jaree Goodin	677	1989-93
4. Kelly Cowan	625	1987-91
5. Tina Wermuth	604	1979-83
6. Charlotte Sizemore	597	1997-02
7. Carla Coffey	544	1984-88
8. Laphelia Doss	534	1994-98
9. Kim Mays	512	1992-95
10. Ashley Cazee	506	2004-08

FIELD GOALS ATTEMPTED

Player	No.	Years
1. Peggy Gay	1,891	1975-79
2. Charlotte Sizemore	1,520	1997-02
3. Lisa Goodin	1,473	1980-84
4. Kelly Cowan	1,398	1987-91
5. Tina Wermuth	1,394	1979-83
6. Jaree Goodin	1,375	1989-93
7. Carla Coffey	1,201	1984-88
8. Angie Cox	1,169	1988-92
9. Katie Kelly	1,126	2000-04
10. Ashley Cazee	1,111	2004-08

FIELD GOAL PERCENTAGE*

Player	No.	Years
1. Laphelia Doss	.513	1994-98
2. Kim Mays	.499	1992-95
3. Jaree Goodin	.492	1989-93
4. Crystal Jones	.491	2006-08
5. Teresa McNair	.488	1999-03
6. Pam Garrett	.480	2001-05
7. Miranda Eckerle	.475	2001-05
8. Lisa Goodin	.473	1980-84
9. Ashley Cazee	.455	2004-08
10. Candice Finley	.454	1997-01

Min. 600 attempts

3-POINT FIELD GOALS MADE

Player	No.	Years
1. Angie Cox	170	1988-92
2. Ashley Cazee	166	2004-08
3. Niki Avery	160	2006-08
4. Samantha Young	155	1991-96
5. Chrissy Roberts	152	1996-98
6. Lisa Pace	130	1994-98
7. Charlotte Sizemore	122	1997-02
8. Laura Shelton	118	2002-06
9. Marla Gearhart	102	1996-00
10. Katie Kelly	98	2000-04

3-POINT FIELD GOALS ATTEMPTED

Player	No.	Years
1. Ashley Cazee	466	2004-07
2. Angie Cox	435	1988-92
3. Samantha Young	427	1991-96
4. Niki Avery	413	2006-08
5. Charlotte Sizemore	396	1997-02
6. Lisa Pace	372	1994-98
7. Chrissy Roberts	319	1996-98
8. Laura Shelton	313	2002-06
9. Katie Kelly	294	2000-04
10. Marla Gearhart	276	1996-00

3-POINT FIELD GOAL PERCENTAGE

Player	No.	Years
1. Chrissy Roberts	.476	1996-98
2. Kelly Cowan	.448	1987-91
3. Angie Cox	.391	1988-92
4. Niki Avery	.387	2006-08
5. Laura Shelton	.377	2002-06
6. Marla Gearhart	.370	1996-00
7. Kim Mays	.369	1992-95
Mikki Bond	.369	1998-02
9. Cheryl Jones	.363	1989-92
Samantha Young	.363	1991-96

Min. 200 attempts

FREE THROWS MADE*

Player	No.	Years
1. Katie Kelly	562	2000-04
2. Lisa Goodin	526	1980-84
3. Kim Mays	474	1992-95
4. Miranda Eckerle	352	2001-05
5. Maisha Thomas-Blanton	330	1991-95
6. Jaree Goodin	325	1989-92
7. Laura Shelton	324	2002-06
8. Laphelia Doss	301	1994-98
9. Carla Coffey	275	1985-88
10. Pam Garrett	259	2001-05

FREE THROWS ATTEMPTED*

Player	No.	Years
1. Katie Kelly	642	2000-04
2. Lisa Goodin	602	1980-84
3. Kim Mays	569	1992-95
4. Maisha Thomas-Blanton	537	1991-95
5. Laphelia Doss	510	1994-98
6. Jaree Goodin	482	1989-93
7. Miranda Eckerle	446	2001-05
8. Pam Garrett	425	2001-05
9. Carla Coffey	401	1985-88
10. Candice Finley	393	1997-01

FREE THROW PERCENTAGE*

Player	No.	Years
1. Katie Kelly	.875	2000-04
2. Lisa Goodin	.874	1980-84
3. Laura Shelton	.855	2002-06
4. Kim Mays	.833	1992-95
5. Ashley Cazee	.826	2004-08
6. Miranda Eckerle	.789	2001-05
7. Marla Gearhart	.781	1996-00
8. Teresa McNair	.736	1999-03
9. Sandra Mukes	.734	1979-82
Charlotte Sizemore	.734	1998-02

Min. 250 attempts

REBOUNDS

Player	No.	Years
1. Laphelia Doss	1,026	1994-98
2. Sandra Mukes	975	1978-82
3. Jaree Goodin	914	1989-93
4. Tina Wermuth	866	1979-83
5. Carla Coffey	751	1984-88
6. Maisha Thomas-Blanton	711	1991-95
7. Teresa McNair	631	1999-03
8. Shannon Brady	625	1981-85
9. Charlotte Sizemore	611	1997-02
10. Pam Garrett	594	2001-05
Miranda Eckerle	594	2001-05

STEALS

Player	No.	Years
1. Teresa McNair	406	1999-03
2. Angie Cox	305	1988-92
3. Maisha Thomas-Blanton	236	1991-95
4. Charlotte Sizemore	228	1997-02
5. Mikki Bond	227	1998-02
6. Ashley Cazee	203	2004-08
7. Pam Garrett	196	2001-05
8. Stephanie Davis	192	1992-97
9. Tina Wermuth	183	1979-83
10. Lisa Goodin	182	1980-84

ASSISTS

Player	No.	Years
1. Angie Cox	488	1988-92
2. Katie Kelly	395	2000-04
3. Mikki Bond	389	1998-02
4. Cheryl Jones	387	1989-92
5. Lisa Goodin	374	1980-84
6. Peggy Gay	363	1975-79
7. Samantha Young	350	1991-96
8. Charlotte Sizemore	343	1997-02
9. Laura Shelton	331	2002-06
10. Zoey Artist	306	1998-02

BLOCKS

Player	No.	Years
1. Fatai Hala'api'api	107	2003-06
2. Jaree Goodin	91	1989-93
3. Charlotte Sizemore	71	1997-02
4. Segena Mackeroy	54	1991-93
Maisha Thomas-Blanton	54	1991-95
6. Sue Zylstra	49	1989-93
7. Candice Finley	48	1997-01
8. Teresa McNair	37	1999-03
Andrea Jenkins	37	2005-07
10. Sheletha McEaddy	35	1990-92

* Denotes 1978-current



Season Records

Most Games Played — 31 in 1980-81, 2001-02, 2004-05
Regular Season Only — 30 in 1980-81

Most Wins — 24 in 1996-97 (Won 24, Lost 6) *Regular Season Only* — 22 in 2000-01 (Won 22, Lost 5)
Ohio Valley Conference — 16 in 1996-97 (Won 16, Lost 2)

Most Losses — 24 in 1978-79 (Won 5, Lost 24) *Ohio Valley Conference* — 14 in 2008-09 (Won 4, Lost 14)

Fewest Wins — 5 in 1978-79 (Won 5, Lost 24) *Ohio Valley Conference* — 1 in 1978-79 (Won 1, Lost 8), 1979-80 (Won 1, Lost 5), 1985-86 (Won 1, Lost 13)

Fewest Losses — 3 in 1972-73 (Won 13, Lost 3), 1975-76 (Won 17, Lost 3)
Ohio Valley Conference — 1 in 2004-05 (Won 15, Lost 1)

Highest Winning Percentage — .850 in 1975-76 (Won 17, Lost 3)
Ohio Valley Conference — .938 in 2004-05 (Won 15, Lost 1)

Lowest Winning Percentage — .172 in 1978-79 (Won 5, Lost 24)
Ohio Valley Conference — .071 in 1985-86 (Won 1, Lost 13)

Longest Winning Streak — 15 from Jan. 20, 2005 to March 5, 2005
Regular Season Only — 12 from Jan. 20, 2005 to Feb. 26, 2005
Ohio Valley Conference Regular Season Only — 15 from Jan. 20, 2005 to Dec. 10, 2005
Ohio Valley Conference — 18 from Jan. 20, 2005 to Dec. 10, 2005

Longest Losing Streak — 11 from Jan. 15, 2009 to Feb. 21, 2009
Ohio Valley Conference Regular Season Only — 10 from Jan. 15, 2009 to Feb. 21, 2009
Ohio Valley Conference — 10 from Feb. 25, 1985 to Feb. 8, 1986; and Jan. 15, 2009 to Feb. 21, 2009

Longest Home Winning Streak — 18 from Feb. 23, 1991 to Jan. 30, 1993; and from Jan. 17, 2004 to March 1, 2005
Ohio Valley Conference — 17 from Feb. 26, 1990 to Jan. 30, 1993

Longest Home Losing Streak — 7 from Jan. 15, 1979 to Feb. 5, 1979
Ohio Valley Conference — 5 from Feb. 16, 1985 to Feb. 8, 1986; and Jan. 27, 2009 to Feb. 21, 2009

Longest Road Winning Streak — 8 from Feb. 19, 1974 to Feb. 5 1975
Ohio Valley Conference — 10 from Jan. 16, 2001 to Jan. 19 2002

Longest Road Losing Streak — 15 from Jan. 2, 1986 to Feb. 3, 1987
Ohio Valley Conference — 11 from Feb. 25, 1985 to Jan. 31, 1987

Most Points — 2,507 in 31 games in 2001-02
Regular Season Only — 2,385 in 27 games in 2000-01
Ohio Valley Conference — 1,432 in 18 games in 1999-00

Highest Scoring Average — 88.4 in 28 games (2,474) in 2000-01
Regular Season Only — 88.3 in 27 games (2,385) in 2000-01
Ohio Valley Conference — 88.2 in 16 games (1,411) in 2000-01

Fewest Points — 906 in 16 games in 1972-73
Ohio Valley Conference — 645 in 10 games in 1982-83

Lowest Scoring Average — 55.4 in 29 games (1,606) in 2009-10
Ohio Valley Conference — 56.7 in 18 games (1,020) in 2009-10

Highest Scoring Margin — 20.0 in 20 games in 1975-76
Ohio Valley Conference — 12.4 in 16 games in 2001-02

Lowest Scoring Margin — -13.6 in 26 games in 1987-88
Ohio Valley Conference — -13.2 in nine games in 1978-79

Most Points Allowed — 2,303 in 29 games in 1978-79
Regular Season Only — 2,268 in 27 games in 1986-87
Ohio Valley Conference — 1,465 in 18 games in 1999-00

Highest Defensive Scoring Average — 87.2 in 26 games (2,268) in 1987-88
Regular Season Only — 87.2 in 26 games (2,268) in 1987-88
Ohio Valley Conference — 86.4 in nine games (778) in 1978-79

Fewest Points Allowed — 662 in 16 games in 1972-73
Ohio Valley Conference — 677 in 10 games in 1982-83

Lowest Defensive Scoring Average — 41.4 in 16 games (662) in 1972-73
Ohio Valley Conference — 59.8 in 14 games (837) in 1983-84

Field Goals Made — 925 in 31 games in 2001-02

Field Goal Percentage — .456 in 1982-83

Three-Point Field Goals Made — 198 in 28 games in 2007-08

Three-Point Field Goal Percentage — .418 in 1990-91

Free Throws Made — 552 in 28 games in 1994-95

Free Throw Percentage — .764 in 1980-81

Most Rebounds — 1,446 in 31 games in 1980-81

Highest Rebound Average — 49.6 in 20 games in 1975-76

Most Assists — 558 in 28 games in 2000-01

Most Blocked Shots — 104 in 29 games in 1991-92

Most Steals — 436 in 28 games in 2000-01



Game Records

Most Points -- 122 (EKU 122, Thomas More 48, Nov. 30, 1993)
Ohio Valley Conference -- 108 (EKU 108, Murray State 102, Feb. 13, 1993)

Most Points Allowed -- 115 (EKU 77, Morehead State 115, Dec. 4, 1978; and EKU 40, Tennessee 115, Dec. 19, 1987)
Ohio Valley Conference -- 115 (EKU 77, Morehead State 115, Dec. 4, 1978)

Most Points, Both Teams -- 216 (EKU 106, Morehead State 110 OT, Feb. 11, 1993); Non-Overtime: 210 (EKU 108, Murray State 102, Feb. 13, 1993)
Ohio Valley Conference -- same

Most Points, Home Court -- 122 (EKU 122, Thomas More 48, Nov. 30, 1993)
Ohio Valley Conference -- 108 (EKU 108, Murray State 102, Feb. 13, 1993)

Most Points, Opponent's Court -- 106 (EKU 106, Tennessee State 99, Feb. 8, 2001) *Ohio Valley Conference* -- same

Most Points, Neutral Court -- 116 (EKU 116, Glenville State 80, Nov. 19, 2000)

Fewest Points -- 35 (EKU 35, Oklahoma State 90, Dec. 22, 2008)
Ohio Valley Conference -- 41 (EKU 41, Southeast Missouri 43, Jan. 16, 2010); (EKU 41, Eastern Illinois 69, Feb. 13, 2010)

Fewest Points Allowed -- 19 (EKU 86, Louisville 19, March 1972)
Ohio Valley Conference -- 41 (EKU 89, Murray State 41, Feb. 11, 1996)

Fewest Points, Both Teams -- 73 (EKU 45, Marshall 28, Feb. 20, 1973)
Ohio Valley Conference -- 84 (EKU 41, Southeast Missouri 43, Jan. 16, 2010)

Largest Victory Margin -- 74 (EKU 122, Thomas More 48, Nov. 30, 1993)
Ohio Valley Conference -- 48 (EKU 89, Murray State 41, Feb. 11, 1996)

Smallest Victory Margin -- 23 One-Point Wins (Last: EKU 61, Tennessee Tech 60, Feb. 4, 2010)
Ohio Valley Conference -- 13 One-Point Wins (Last: EKU 61, Tennessee Tech 60, Feb. 4, 2010)

Worst Defeat -- 75 (EKU 40, Tennessee 115, Dec. 19, 1987)
Ohio Valley Conference -- 41 (EKU 63, Middle Tennessee 104, Feb. 21, 1987)

Smallest Margin Of Defeat -- 23 One-Point Losses (Last: EKU 58, Morehead State 59, Jan. 23, 2010)
Ohio Valley Conference -- 13 One-Point Losses (Last: EKU 58, Morehead State 59, Jan. 23, 2010)

Most Points In A Losing Effort -- 106 (EKU 106, Morehead State 110 OT, Feb. 11, 1993); Non-Overtime: 95 (EKU 95, Austin Peay 109, Jan. 18, 1988)
Ohio Valley Conference -- same

Field Goals Made -- 51 vs. Thomas More (Nov. 30, 1993)

Three-Point Field Goals Made -- 17 vs. Jacksonville State (Feb. 14, 2008)

Three-Point Field Goals Attempted -- 34 vs. Pennsylvania (Dec. 30, 2007)

Free Throws Made -- 43 vs. Murray State (Feb. 13, 1993)

Most Rebounds -- 81 vs. John Carroll University (Nov. 20, 1981)

Most Assists -- 37 vs. Western Carolina (Feb. 28, 1992)

Most Blocked Shots -- 11 vs. Middle Tennessee (March 9, 1992)

Most Steals -- 32 vs. Wright State (Nov. 22, 1991)



Games Played

1. 1980-81	31
2001-02	31
2004-05	31
4. 1981-82	30
1996-97	30
2003-04	30
2006-07	30

Wins

1. 1996-97	24
2. 2001-02	23
2004-05	23
4. 2000-01	22
5. 1991-92	20
1997-98	20

Losses

1. 1978-79	24
2. 1987-88	20
2005-06	20
2008-09	20
5. 1979-80	19

Winning Percentage

1. 1975-76	85.0
2. 1972-73	81.3
3. 1996-97	80.0
4. 2000-01	78.6
5. 2001-02	74.2
2004-05	74.2

Ohio Valley Conference Wins

1. 1996-97	16
2. 1997-98	15
2004-05	15
4. 2000-01	14
5. 2001-02	13

Ohio Valley Conference Losses

1. 2008-09	14
2. 1985-86	13
2005-06	13
4. 2006-07	11
2007-08	11

OVC Winning Percentage

1. 2004-05	93.8
2. 1996-97	88.9
3. 2000-01	87.5
4. 1997-98	83.3
5. 2001-02	81.3

Most Points Scored

1. 2001-02 (31 games)	2,507
2. 2000-01 (28 games)	2,474
3. 1980-81 (31 games)	2,349
4. 2002-03 (29 games)	2,268
5. 1981-82 (30 games)	2,233

Fewest Points Scored

1. 1972-73 (16 games)	906
2. 1974-75 (20 games)	1,316
3. 1973-74 (23 games)	1,327
4. 2008-09 (27 games)	1,537
5. 2009-10 (29 games)	1,606

Most Points Per Game

1. 2000-01 (2,474/28 games)	88.4
2. 1975-76 (1,626/20 games)	81.3
3. 2001-02 (2,507/31 games)	80.9
4. 2002-03 (2,268/29 games)	78.2
5. 1999-00 (2,185/28 games)	78.0

Fewest Points Per Game

1. 2009-10 (1,606/29 games)	55.4
2. 1972-73 (906/16 games)	56.6
3. 2008-09 (1,537/27 games)	56.9
4. 1973-74 (1,327/23 games)	57.7
5. 1979-80 (1,745/28 games)	62.3

Most Points Allowed

1. 1978-79 (29 games)	2,303
2. 1986-87 (27 games)	2,268
3. 1987-88 (26 games)	2,268
4. 1999-00 (28 games)	2,238
5. 1980-81 (31 games)	2,232

Fewest Points Allowed

1. 1972-73 (16 games)	662
2. 1973-74 (23 games)	1,117
3. 1975-76 (20 games)	1,226
4. 1974-75 (20 games)	1,255
5. 1983-84 (28 games)	1,703

Most Points Per Game Allowed

1. 1987-88 (2,268/26 games)	87.2
2. 1986-87 (2,268/27 games)	84.0
3. 1998-99 (2,192/27 games)	81.2
4. 1999-00 (2,238/28 games)	79.9
5. 1978-79 (2,303/29 games)	79.4

Fewest Points Per Game Allowed

1. 1972-73 (662/16 games)	41.4
2. 1973-74 (1,117/23 games)	48.6
3. 2009-10 (1,738/29 games)	59.9
4. 1983-84 (1,703/28 games)	60.8
5. 1975-76 (1,226/20 games)	61.3

Largest Margin Of Victory

1. 1975-76	20.0
2. 1972-73	19.1
3. 2000-01	10.5
4. 2001-02	9.6
5. 1973-74	9.1

Smallest Margin Of Victory

1. 1987-88	-13.6
2. 1978-79	-11.5
3. 1986-87	-10.2
4. 2008-09	-9.9
5. 1998-99	-8.6



Most Points Scored (OVC)

1. 1999-00 (18 games)	1,432
2. 2007-08 (20 games)	1,413
3. 2000-01 (16 games)	1,411
4. 2006-07 (20 games)	1,404
5. 1997-98 (18 games)	1,371

Fewest Points Scored (OVC)

1. 1982-83 (10 games)	645
2. 1978-79 (10 games)	721
3. 1977-78 (10 games)	766
4. 1981-82 (12 games)	865
5. 1988-89 (12 games)	876

Most Points Per Game (OVC)

1. 2000-01 (1,411/16 games)	88.2
2. 2001-02 (1,335/16 games)	83.4
3. 1992-93 (1,298/16 games)	81.1
4. 1999-00 (1,432/18 games)	79.6
5. 1994-95 (1,260/16 games)	78.8

Fewest Points Per Game (OVC)

1. 2009-10 (1,020/18 games)	56.7
2. 2008-09 (1,026/18 games)	57.0
3. 1982-83 (645/10 games).....	64.5
4. 1983-84 (915/14 games).....	65.4
5. 1986-87 (934/14 games).....	66.7

Most Points Allowed (OVC)

1. 1999-00 (18 games)	1,465
2. 2005-06 (20 games)	1,429
3. 2007-08 (20 games)	1,416
4. 1998-99 (18 games)	1,395
5. 2006-07 (20 games)	1,385

Fewest Points Allowed (OVC)

1. 1982-83 (10 games)	677
2. 1977-78 (10 games)	769
3. 1983-84 (14 games)	837
4. 1990-91 (12 games)	841
5. 1978-79 (10 games)	858

Most Points Per Game

Allowed (OVC)

1. 1978-79 (858/10 games).....	85.8
2. 1987-88 (1,182/14 games)	84.4
3. 1985-86 (1,164/14 games)	83.1
4. 1999-00 (1,465/18 games)	81.4
5. 2000-01 (1,244/16 games)	77.8

Fewest Points Per Game

Allowed (OVC)

1. 1983-84 (837/14 games).....	59.8
2. 2009-10 (1,081/18 games)	60.1
3. 1996-97 (1,102/18 games)	61.2
4. 2004-05 (1,001/16 games)	62.6
5. 1984-85 (902/14 games).....	64.4

Largest Margin Of Victory (OVC)

1. 2001-02	12.4
2. 1996-97	11.4
3. 2000-01	10.4
4. 1997-98	9.1
5. 2004-05	8.9

Smallest Margin Of Victory (OVC)

1. 1978-79	-13.2
2. 1985-86	-12.0
3. 2008-09	-10.5
4. 1986-87	-9.4
5. 1987-88	-8.0



Most Points Scored

1. Thomas More (Nov. 30, 1993)	
EKU 122, TMC 48.....	122
2. West Virginia Tech (Dec. 6, 2000)	
EKU 119, WVT 63.....	119
3. vs. Glenville State (Nov. 19, 2000)	
EKU 116, GS 80.....	116
4. Western Carolina (Feb. 28, 1992)	
EKU 110, WCU 56.....	110
vs. West Virginia Wesleyan (Nov. 23, 2002)	
EKU 110, WWW 59.....	110

Most Points Scored (Home)

1. Thomas More (Nov. 30, 1993)	
EKU 122, TMC 48.....	122
2. West Virginia Tech (Dec. 6, 2000)	
EKU 119, WVT 63.....	119
3. Western Carolina (Feb. 28, 1992)	
EKU 110, WCU 56.....	110
4. Murray State (Feb. 13, 1993)	
EKU 108, MUR 102.....	108
5. Tennessee State (Jan. 11, 2001)	
EKU 107, TSU 96.....	107

Most Points Scored (Away)

1. at Tennessee State (Feb. 8, 2001)	
EKU 106, TSU 99.....	106
2. at Tennessee State (Jan. 4, 2003)	
EKU 105, TSU 83.....	105
3. at Xavier (Feb. 24, 1981)	
EKU 104, XU 58.....	104
at Jacksonville State (Feb. 14, 2008)	
EKU 104, JSU 75.....	104
5. at Morehead State (Jan. 30, 1995)	
EKU 103, MOR 90.....	103
at Florida Atlantic (Dec. 8, 2001)	
EKU 103, FAU 92.....	103

Most Points Scored (Neutral)

1. vs. Glenville State (Nov. 19, 2000)	
EKU 116, GS 80.....	116
2. vs. West Virginia Wesleyan (Nov. 23, 2002)	
EKU 110, WWW 59.....	110
3. vs. Penn (12/30/07)	
EKU 100, PENN 62.....	100
4. vs. Hartford (Nov. 26, 1999)	
EKU 96, UH 86.....	96
5. vs. Appalachian State (March 12, 1976)	
EKU 92, ASU 65.....	92

Fewest Points Scored

1. at Oklahoma State (Dec. 22, 2008)	
EKU 35, OSU 90.....	35
2. at Indiana (Jan. 25, 1974)	
EKU 36, IU 63.....	36
3. at Marshall (Feb. 19, 1974)	
EKU 38, MU 36.....	38
at Ohio State (Nov. 21, 2005)	
EKU 38, OSU 85.....	38
at Vanderbilt (Nov. 19, 2008)	
EKU 38, VU 80.....	38

Fewest Points Scored (Home)

1. Southeast Missouri (Jan. 16, 2010)	
EKU 41, SEMO 43.....	41
2. Marshall (Feb. 20, 1973)	
EKU 45, MU 28.....	45
3. Duke (Dec. 3, 1983)	
EKU 46, DU 44.....	46
Jacksonville State (Feb. 6, 2010)	
EKU 46, JSU 49 OT.....	46
5. Kentucky (Feb. 16, 1999)	
EKU 47, UK 87.....	47
Wright State (Nov. 25, 2008)	
EKU 47, WSU 53.....	47
Central Arkansas (Dec. 22, 2009)	
EKU 47, UCA 52.....	47

Fewest Points Scored (Away)

1. at Oklahoma State (Dec. 22, 2008)	
EKU 35, OSU 90.....	35
2. at Indiana (Jan. 25, 1974)	
EKU 36, IU 63.....	36
3. at Marshall (Feb. 19, 1974)	
EKU 38, MU 36.....	38
at Ohio State (Nov. 21, 2005)	
EKU 38, OSU 85.....	38
at Vanderbilt (Nov. 19, 2008)	
EKU 38, VU 80.....	38

Fewest Points Scored (Neutral)

1. vs. Louisville (Nov. 25, 2005)	
EKU 45, UL 75.....	45
2. vs. Tennessee Tech (Jan. 18, 1975)	
EKU 47, TTU 88.....	47
3. vs. Austin Peay (1974)	
EKU 48, APSU 39.....	48
vs. Wake Forest (Dec. 31, 1983)	
EKU 48, WFU 69.....	48
5. vs. Indiana (Nov. 26, 2002)	
EKU 49, IU 61.....	49

Most Points Allowed

1. at Morehead State (Dec. 4, 1978)	
EKU 77, MOR 115.....	115
2. at Tennessee (Dec. 19, 1987)	
EKU 40, UT 115.....	115
3. Morehead State (Feb. 11, 1993)	
EKU 106, MOR 110 OT.....	110
4. at Austin Peay (Jan. 18, 1988)	
EKU 95, APSU 109.....	109
at Georgia (Jan. 22, 1990)	
EKU 90, UGA 109.....	109

Most Points Allowed (Home)

1. Morehead State (Feb. 11, 1993)	
EKU 106, MOR 110 OT.....	110
2. Middle Tennessee (Feb. 21, 1987)	
EKU 63, MTSU 104.....	104
3. Western Kentucky (Feb. 4, 1988)	
EKU 65, WKU 103.....	103
4. Murray State (Feb. 13, 1993)	
EKU 108, MUR 102.....	102
5. Murray State (Feb. 22, 1988)	
EKU 74, MUR 101.....	101

Most Points Allowed (Away)

1. at Morehead State (Dec. 4, 1978)	
EKU 77, MOR 115.....	115
2. at Tennessee (Dec. 19, 1987)	
EKU 40, UT 115.....	115
3. at Austin Peay (Jan. 18, 1988)	
EKU 95, APSU 109.....	109
at Georgia (Jan. 22, 1990)	
EKU 90, UGA 109.....	109
5. at Louisville (Jan. 28, 1988)	
EKU 88, UL 108.....	108

Most Points Allowed (Neutral)

1. vs. Mercer (Dec. 18, 1976)	
EKU 88, MU 108.....	108
2. vs. Central Michigan (Nov. 28, 1986)	
EKU 75, CMU 101.....	101
3. vs. Memphis (March 7, 1975)	
EKU 63, UM 100.....	100
4. vs. Texas A&M (Nov. 18, 2000)	
EKU 88, TAM 96.....	96
vs. Baylor (Dec. 5, 2003)	
EKU 75, BU 96.....	96



Fewest Points Allowed

1. Louisville (March 1972) EKU 86, UL 19.....	19
2. Centre College (March 1972) EKU 65, CC 22.....	22
Berea College (1972-73) EKU 56, BC 22.....	22
4. Morehead State (1972-73) EKU 57, MOR 28.....	28
Marshall (Feb. 20, 1973) EKU 45, MU 28.....	28
vs. Louisville (March 2, 1973) EKU 60, UL 28.....	28
Morehead State (Jan. 22, 1975) EKU 75, MOR 28.....	28

Fewest Points Allowed (Home)

1. Louisville (March 1972) EKU 86, UL 19.....	19
2. Centre College (March 1972) EKU 65, CC 22.....	22
3. Marshall (Feb. 20, 1973) EKU 45, MU 28.....	28
Morehead State (Jan. 22, 1975) EKU 75, MOR 28.....	28
5. Cincinnati (1971-72) EKU 53, UC 34.....	34

Fewest Points Allowed (Away)

1. at Dayton (Feb. 26, 1973) EKU 65, UD 36.....	36
at Marshall (Feb. 19, 1974) EKU 38, MU 36.....	36
3. at Marshall (Feb. 17, 1976) EKU 85, MU 42.....	42
4. at Bellarmine (Jan. 10, 1975) EKU 74, BU 44.....	44
5. at Bellarmine (Dec. 13, 1980) EKU 91, BU 45.....	45
at Wright State (Dec. 5, 1990) EKU 83, WSU 45.....	45
at Samford (Feb. 10, 2005) EKU 63, SAM 45.....	45
at Southeast Missouri (Feb. 11, 2010) EKU 50, SEMO 45.....	45

Fewest Points Allowed (Neutral)

1. vs. Louisville (March 2, 1973) EKU 60, UL 28.....	28
2. vs. Louisville (March 1974) EKU 66, UL 31.....	31
3. vs. Georgetown College (March 3, 1973) EKU 64, GC 34.....	34
vs. Austin Peay (1973-74) EKU 57, APSU 34.....	34
5. vs. Murray State (March 2, 1974) EKU 55, MUR 37.....	37

Most Points Both Teams

1. Morehead State (Feb. 11, 1993) EKU 106, MOR 110 OT.....	216
2. Murray State (Feb. 13, 1993) EKU 108, MUR 102.....	210
3. at Tennessee State (Feb. 8, 2001) EKU 106, TSU 99.....	205
4. at Austin Peay (Jan. 18, 1988) EKU 95, APSU 109.....	204
5. Tennessee State (Jan. 11, 2001) EKU 107, TSU 96.....	203

Fewest Points Both Teams

1. Marshall (Feb. 20, 1973) EKU 45, MOR 28.....	73
2. at Marshall (Feb. 19, 1974) EKU 38, MUR 36.....	74
3. vs. Berea College (1972-73) EKU 56, BC 22.....	78
4. Southeast Missouri (Jan. 16, 2010) EKU 41, SEMO 43.....	84
5. vs. Morehead State (1972-73) EKU 57, MOR 28.....	85

Largest Margin Of Victory

1. Thomas More (Nov. 30, 1993) EKU 122, TMC 48.....	74
2. Louisville (March 1972) EKU 86, UL 19.....	67
3. Ohio Valley (Nov. 11, 2006) EKU 97, OVU 39.....	58
4. John Carroll (Nov. 20, 1981) EKU 93, JC 36.....	57
5. West Virginia Tech (Dec. 6, 2000) EKU 119, WVT 63.....	56

Largest Margin Of Defeat

1. at Tennessee (Dec. 19, 1987) EKU 40, UT 115.....	75
2. at Oklahoma State (Dec. 22, 2008) EKU 35, OSU 90.....	55
3. at Western Kentucky (Feb. 3, 1987) EKU 57, WKU 107.....	50
4. at Ohio State (Nov. 21, 2005) EKU 38, OSU 85.....	47
5. at Kentucky (Jan. 5, 1986) EKU 55, UK 97.....	42
at Vanderbilt (Jan. 3, 1996) EKU 55, VU 97.....	42
at Vanderbilt (Nov. 19, 2008) EKU 38, VU 80.....	42



Most Points Scored (OVC)

1. Murray State (Feb. 13, 1993) EKU 108, MUR 102	108
2. Tennessee State (Jan. 11, 2001) EKU 107, TSU 96	107
3. Morehead State (Feb. 11, 1993) EKU 106, MOR 110 OT	106
at Tennessee State (Feb. 8, 2001) EKU 106, TSU 99	106
5. at Tennessee State (Jan. 4, 2003) EKU 105, TSU 83	105

Most Points Scored (Home-OVC)

1. Murray State (Feb. 13, 1993) EKU 108, MUR 102	108
2. Tennessee State (Jan. 11, 2001) EKU 107, TSU 96	107
3. Morehead State (Feb. 11, 1993) EKU 106, MOR 110 OT	106
4. Austin Peay (Jan. 21, 2002) EKU 102, APSU 82	102
5. Austin Peay (Jan. 16, 1993) EKU 100, APSU 75	100

Most Points Scored (Away-OVC)

1. at Tennessee State (Feb. 8, 2001) EKU 106, TSU 99	106
2. at Tennessee State (Jan. 4, 2003) EKU 105, TSU 83	105
3. at Jacksonville State (Feb. 14, 2008) EKU 104, JSU 75	104
4. at Morehead State (Jan. 30, 1995) EKU 103, MOR 90	103
5. at Morehead State (Feb. 13, 1999) EKU 99, MOR 103 OT	99

Fewest Points Scored (OVC)

1. Southeast Missouri (Jan. 16, 2010) EKU 41, SEMO 43	41
at Eastern Illinois (Feb. 13, 2010) EKU 41, EIU 69	41
3. at Eastern Illinois (Jan. 15, 2009) EKU 44, EIU 78	44
4. at Morehead State (Jan. 24, 2009) EKU 46, MOR 63	46
Jacksonville State (Feb. 6, 2010) EKU 46, JSU 49	46

Fewest Points Scored (Home-OVC)

1. Southeast Missouri (Jan. 16, 2010) EKU 41, SEMO 43	41
2. Jacksonville State (Feb. 6, 2010) EKU 46, JSU 49	46
3. Morehead State (Feb. 21, 2009) EKU 48, MOR 70	48
4. Middle Tennessee (Jan. 14, 1984) EKU 49, MTSU 46	49
5. Morehead State (Feb. 4, 1984) EKU 50, MOR 51	50

Fewest Points Scored (Away-OVC)

1. at Eastern Illinois (Feb. 13, 2010) EKU 41, EIU 69	41
2. at Eastern Illinois (Jan. 15, 2009) EKU 44, EIU 78	44
3. at Morehead State (Jan. 24, 2009) EKU 46, MOR 63	46
4. at Tennessee Tech (Jan. 9, 2010) EKU 47, TTU 75	47
5. at Murray State (Feb. 9, 1987) EKU 48, MUR 72	48
at Tennessee Tech (Feb. 4, 2006) EKU 48, TTU 73	48
at Samford (Feb. 16, 2008) EKU 48, SAM 71	48

Most Points Allowed (OVC)

1. at Morehead State (Dec. 4, 1978) EKU 77, MOR 115	115
2. Morehead State (Feb. 11, 1993) EKU 106, MOR 110 OT	110
3. at Austin Peay (Jan. 18, 1988) EKU 95, APSU 109	109
4. Middle Tennessee (Feb. 21, 1987) EKU 63, MTSU 104	104
at Tennessee State (Jan. 24, 2008) EKU 85, TSU 104	104

Most Points Allowed (Home-OVC)

1. Morehead State (Feb. 11, 1993) EKU 106, MOR 110 OT	110
2. Middle Tennessee (Feb. 21, 1987) EKU 63, MTSU 104	104
3. Murray State (Feb. 13, 1993) EKU 108, MUR 102	102
4. Murray State (Feb. 22, 1988) EKU 74, MUR 101	101
5. Tennessee State (Jan. 11, 2001) EKU 107, TSU 96	96

Most Points Allowed (Away-OVC)

1. at Morehead State (Dec. 4, 1978) EKU 77, MOR 115	115
2. at Austin Peay (Jan. 18, 1988) EKU 95, APSU 109	109
3. at Tennessee State (Jan. 24, 2008) EKU 85, TSU 104	104
4. at Morehead State (Feb. 13, 1999) EKU 99, MOR 103 OT	103
5. at Eastern Illinois (Jan. 27, 2000) EKU 95, EIU 102 OT	102

Fewest Points Allowed (OVC)

1. Murray State (Feb. 11, 1996) EKU 89, MUR 41	41
2. Tennessee State (Feb. 9, 2004) EKU 66, TSU 43	43
3. Southeast Missouri (Jan. 16, 2010) EKU 41, SEMO 43	43
4. Southeast Missouri (Feb. 9, 1997) EKU 81, SEMO 44	44
5. Murray State (Jan. 18, 1997) EKU 71, MUR 45	45
Morehead State (Feb. 26, 2004) EKU 60, MOR 45	45
at Samford (Feb. 10, 2005) EKU 63, SAM 45	45
Samford (Jan. 19, 2008) EKU 72, SAM 45	45
at Southeast Missouri (Feb. 11, 2010) EKU 50, SEMO 45	45



Fewest Points Allowed (Home-OVC)

1. Murray State (Feb. 11, 1996)
EKU 89, MUR 4141
2. Tennessee State (Feb. 9, 2004)
EKU 66, TSU 4343
Southeast Missouri (Jan. 16, 2010)
EKU 41, SEMO 43.....43
4. Southeast Missouri (Feb. 9, 1997)
EKU 81, SEMO 44.....44
5. Murray State (Jan. 18, 1997)
EKU 71, MUR 45.....45
Morehead State (Feb. 26, 2004)
EKU 60, MOR 45.....45
Samford (Jan. 19, 2008)
EKU 72, SAM 4545

Fewest Points Allowed (Away-OVC)

1. at Samford (Feb. 10, 2005)
EKU 63, SAM 4545
at Southeast Missouri (Feb. 11, 2010)
EKU 50, SEMO 45.....45
3. at Akron (Jan. 26, 1984)
EKU 66, UA 4848
4. at Morehead State (Feb. 24, 1994)
EKU 71, MOR 49.....49
at Eastern Illinois (Feb. 2, 1998)
EKU 65, EIU 4949

Most Points Both Teams (OVC)

1. Morehead State (Feb. 11, 1993)
EKU 106, MOR 110 OT216
2. Murray State (Feb. 13, 1993)
EKU 108, MUR 102210
3. at Tennessee State (Feb. 8, 2001)
EKU 106, TSU 99205
4. at Austin Peay (Jan. 18, 1988)
EKU 95, APSU 109.....204
5. Tennessee State (Jan. 11, 2001)
EKU 107, TSU 96203

Fewest Points Both Teams (OVC)

1. Southeast Missouri (Jan. 16, 2010)
EKU 41, SEMO 43.....84
2. Middle Tennessee (Jan. 14, 1984)
EKU 49, MTSU 4695
Jacksonville State (Feb. 6, 2010)
EKU 46, JSU 4995
at Southeast Missouri (Feb. 11, 2010)
EKU 50, SEMO 45.....95
5. Morehead State (Feb. 4, 1984)
EKU 50, MOR 51101

Largest Margin Of Victory (OVC)

1. Murray State (Feb. 11, 1996)
EKU 89, MUR 4148
2. Southeast Missouri (Jan. 5, 1998)
EKU 97, SEMO 58.....39
Tennessee State (Jan. 25, 2007)
EKU 88, TSU 4939
4. Southeast Missouri (Feb. 9, 1997)
EKU 81, SEMO 44.....37
5. Murray State (Feb. 4, 1995)
EKU 90, MUR 5535
at Morehead State (Jan. 16, 1997)
EKU 92, MOR 5735
Eastern Illinois (Feb. 7, 2002)
EKU 90, EIU 5535

Largest Margin Of Defeat (OVC)

1. Middle Tennessee (Feb. 21, 1987)
EKU 63, MTSU 10441
2. at Morehead State (Dec. 4, 1978)
EKU 77, MOR 11538
at Murray State (Feb. 25, 1989)
EKU 63, MUR 10138
4. at Tennessee Tech (Feb. 19, 1979)
EKU 59, TTU 9435
5. at Tennessee Tech (Jan. 4, 2007)
EKU 50, TTU 8434
at Eastern Illinois (Jan. 15, 2009)
EKU 44, EIU 7834



Single Game

Most Points Scored

1. MURRAY STATE (3/1/05)	94
2. SOUTHEAST MISSOURI (2/24/98)	92
3. MOREHEAD STATE (2/27/01)	89
4. at Tennessee-Martin (2/23/99)	87
5. vs. Middle Tennessee (2/8/79)	85
vs. Tennessee Tech (3/5/04)	85

Fewest Points Scored

1. at Tennessee-Martin (3/2/10)	47
2. vs. Austin Peay (3/6/04)	51
3. vs. Austin Peay (3/5/94)	53
4. vs. Murray State (3/8/83)	56
vs. Austin Peay (3/3/96)	56
at Samford (3/4/08)	56

Most Points Allowed

1. at Tennessee-Martin (2/23/99)	102
2. vs. Middle Tennessee (3/4/91)	93
3. MOREHEAD STATE (2/27/01)	92
4. vs. Morehead State (2/9/79)	91
5. vs. Middle Tennessee (3/8/93)	87

Fewest Points Allowed

1. vs. Morehead State (2/28/97)	47
2. at Tennessee-Martin (3/2/10)	51
3. vs. Tennessee Tech (3/2/96)	56
4. vs. Murray State (3/8/83)	58
5. MURRAY STATE (2/26/02)	59

Field Goals

1. vs. Middle Tennessee (3/4/91)	36
2. at Tennessee-Martin (2/23/99)	34
3. vs. Middle Tennessee (2/8/79)	33
MOREHEAD STATE (2/27/01)	33
MURRAY STATE (3/1/05)	33

Field Goals Attempted

1. vs. Morehead State (2/9/79)	88
2. MOREHEAD STATE (2/27/01)	76
3. vs. Tennessee Tech (2/10/79)	74
4. vs. Middle Tennessee (3/4/91)	72
5. at Tennessee-Martin (2/23/99)	71
TENNESSEE TECH (3/4/03)	71

Highest Field Goal Percentage

1. vs. Tennessee Tech (3/5/04)	57.4
2. MURRAY STATE (3/1/05)	53.2
3. SOUTHEAST MISSOURI (2/24/98)	50.8
4. vs. Middle Tennessee (3/4/91)	50.0
TENNESSEE STATE (2/25/97)	50.0

Lowest Field Goal Percentage

1. vs. Austin Peay (3/5/94)	32.8
2. vs. Tennessee Tech (3/5/95)	33.3
3. vs. Morehead State (2/9/79)	34.1
4. vs. Morehead State (2/28/97)	34.5
5. vs. Austin Peay (3/6/04)	34.5

Three-Point Field Goals

1. SOUTHEAST MISSOURI (2/24/98)	11
2. vs. Middle Tennessee (3/9/92)	7
vs. Middle Tennessee (2/28/98)	7
MOREHEAD STATE (2/27/01)	7
vs. Tennessee Tech (3/5/04)	7

Three-Point Field Goals Attempted

1. SOUTHEAST MISSOURI (2/24/98)	20
MOREHEAD STATE (2/27/01)	20
3. vs. Jacksonville State (3/4/05)	17
at Murray State (2/27/07)	17
5. at Tennessee-Martin (3/2/10)	16

Highest Three-Point FG Percentage

1. vs. Middle Tennessee (3/9/92)	70.0
2. vs. Tennessee-Martin (3/4/95)	62.5
3. vs. Southeast Missouri (3/5/05)	60.0
4. vs. Tennessee Tech (3/5/04)	58.3
5. SOUTHEAST MISSOURI (2/24/98)	55.0

Lowest Three-Point FG Percentage

1. vs. Austin Peay (3/5/94)	15.4
2. at Tennessee-Martin (2/23/99)	16.7
3. vs. Tennessee Tech (3/1/97)	20.0
4. vs. Middle Tennessee (3/4/91)	25.0
vs. Tennessee Tech (3/5/95)	25.0
vs. Austin Peay (3/6/04)	25.0

Free Throws

1. vs. Tennessee Tech (3/5/04)	24
MURRAY STATE (3/1/05)	24
3. vs. Morehead State (2/28/97)	23
vs. Southeast Missouri (3/5/05)	23
5. at Tennessee Tech (3/10/92)	22

Free Throws Attempted

1. vs. Tennessee-Martin (3/4/95)	34
2. at Tennessee Tech (3/10/92)	33
vs. Southeast Missouri (3/5/05)	33
4. vs. Middle Tennessee (2/8/79)	32
5. MURRAY STATE (3/1/05)	31

Highest Free Throw Percentage

1. vs. Tennessee Tech (3/5/04)	889
2. TENNESSEE TECH (3/4/03)	875
3. at Samford (3/4/08)	867
4. vs. Murray State (3/8/83)	800
5. vs. Middle Tennessee (3/8/93)	786

Lowest Free Throw Percentage

1. vs. Middle Tennessee (3/9/92)	31.3
2. vs. Tennessee Tech (3/5/95)	48.1
3. vs. Middle Tennessee (2/28/98)	50.0
at Murray State (2/29/00)	50.0
5. at Tennessee-Martin (3/2/10)	54.5

Offensive Rebounds

1. vs. Tennessee Tech (3/5/95)	23
2. MURRAY STATE (3/1/05)	22
3. at Tennessee-Martin (2/23/99)	18
TENNESSEE TECH (3/4/03)	18
5. MOREHEAD STATE (2/27/01)	17
MURRAY STATE (2/26/02)	17
vs. Austin Peay (3/2/02)	17

Defensive Rebounds

1. vs. Tennessee-Martin (3/4/95)	34
2. vs. Tennessee Tech (3/2/96)	32
SOUTHEAST MISSOURI (2/24/98)	32
4. vs. Jacksonville State (3/4/05)	30
at Tennessee-Martin (3/2/10)	30

Total Rebounds

1. vs. Tennessee Tech (2/10/79)	57
2. vs. Tennessee Tech (3/5/95)	52
3. MURRAY STATE (3/1/05)	47
4. vs. Jacksonville State (3/4/05)	45
5. vs. Morehead State (2/9/79)	44
vs. Tennessee-Martin (3/4/95)	44

Personal Fouls

1. at Tennessee-Martin (2/23/99)	32
2. vs. Tennessee Tech (3/4/85)	31
3. vs. Middle Tennessee (2/8/79)	27
vs. Tennessee Tech (2/10/79)	27
vs. Tennessee Tech (3/5/95)	27
MOREHEAD STATE (2/27/01)	27

Assists

1. MOREHEAD STATE (2/27/01)	25
2. vs. Middle Tennessee (3/9/92)	23
MURRAY STATE (2/26/02)	23
4. vs. Middle Tennessee (3/4/91)	22
SOUTHEAST MISSOURI (2/24/98)	22

Turnovers

1. SOUTHEAST MISSOURI (2/24/98)	25
2. vs. Southeast Missouri (3/5/05)	24
3. vs. Middle Tennessee (2/28/98)	23
at Tennessee-Martin (2/23/99)	23
5. vs. Tennessee-Martin (3/4/95)	21
vs. Austin Peay (3/3/96)	21

Blocks

1. vs. Middle Tennessee (3/9/92)	11
2. vs. Tennessee Tech (3/4/85)	4
vs. Middle Tennessee (3/8/93)	4
SOUTHEAST MISSOURI (2/24/98)	4
MOREHEAD STATE (2/27/01)	4
TENNESSEE TECH (3/4/03)	4

Steals

1. TENNESSEE TECH (3/4/03)	21
2. MOREHEAD STATE (2/27/01)	20
3. vs. Tennessee-Martin (3/4/95)	17
4. at Tennessee-Martin (2/23/99)	16
5. vs. Tennessee Tech (3/1/97)	13
MURRAY STATE (3/1/05)	13



Entire Tournament

Minimum Two Games Played

Most Points Scored

1. 2005 (3 games)	240
2. 1979 (3 games)	230
3. 1997 (3 games)	205
4. 2004 (3 games)	201
5. 1998 (2 games)	154
6. 2002 (2 games)	153
7. 1992 (2 games)	146
8. 1995 (2 games)	139
9. 1996 (2 games)	124

Most Points Allowed

1. 1979 (3 games)	257
2. 2004 (3 games)	202
2005 (3 games)	202
4. 1997 (3 games)	172
5. 1998 (2 games)	147
6. 1992 (2 games)	148
7. 1995 (2 games)	139
8. 2002 (2 games)	137
9. 1996 (2 games)	126

Field Goals

1. 1979 (3 games)	92
2. 2005 (3 games)	83
3. 1997 (3 games)	71
4. 2004 (3 games)	69
5. 2002 (2 games)	62
6. 1992 (2 games)	55
1998 (2 games)	55
8. 1995 (2 games)	49
9. 1996 (2 games)	46

Field Goals Attempted

1. 1979 (3 games)	231
2. 2005 (3 games)	179
3. 1997 (3 games)	171
4. 2004 (3 games)	155
5. 2002 (2 games)	135
6. 1995 (2 games)	125
7. 1992 (2 games)	124
8. 1998 (2 games)	111
9. 1996 (2 games)	103

Field Goal Percentage

1. 1998 (2 games)	49.5
2. 2005 (3 games)	46.4
3. 2002 (2 games)	45.9
4. 1996 (2 games)	44.7
5. 2004 (3 games)	44.5
6. 1992 (2 games)	44.4
7. 1997 (3 games)	41.5
8. 1979 (3 games)	39.8
9. 1995 (2 games)	39.2

Three-Point Field Goals

1. 1998 (2 games)	18
2. 2004 (3 games)	16
3. 1997 (3 games)	13
2005 (3 games)	13
5. 1992 (2 games)	9
6. 1995 (2 games)	7
1996 (2 games)	7
2002 (2 games)	7

Three-Point Field Goals Attempted

1. 2004 (3 games)	38
2. 1998 (2 games)	34
3. 1997 (3 games)	33
2005 (3 games)	33
5. 1996 (2 games)	20
2002 (2 games)	20
7. 1995 (2 games)	16
8. 1992 (2 games)	15

Three-Point Field Goal Percentage

1. 1992 (2 games)	60.0
2. 1998 (2 games)	52.9
3. 1995 (2 games)	43.8
4. 2004 (3 games)	42.1
5. 1997 (3 games)	39.4
2005 (3 games)	39.4
7. 1996 (2 games)	35.0
2002 (2 games)	35.0

Free Throws

1. 2005 (3 games)	61
2. 1997 (3 games)	50
3. 2004 (3 games)	47
4. 1979 (3 games)	46
5. 1995 (2 games)	34
6. 1992 (2 games)	27
7. 1998 (2 games)	26
8. 1996 (2 games)	25
9. 2002 (2 games)	22

Free Throws Attempted

1. 2005 (3 games)	84
2. 1979 (3 games)	72
3. 1997 (3 games)	70
4. 2004 (3 games)	62
5. 1995 (2 games)	61
6. 1992 (2 games)	49
7. 1998 (2 games)	45
8. 1996 (2 games)	38
9. 2002 (2 games)	37

Free Throw Percentage

1. 2004 (3 games)	75.8
2. 2005 (3 games)	72.6
3. 1997 (3 games)	71.4
4. 1996 (2 games)	65.8
5. 1979 (3 games)	63.9
6. 2002 (2 games)	59.5
7. 1998 (2 games)	57.8
8. 1995 (2 games)	55.7
9. 1992 (2 games)	55.1

Offensive Rebounds

1. 2005 (3 games)	53
2. 1997 (3 games)	43
3. 2002 (2 games)	34
4. 1995 (2 games)	33
5. 2004 (3 games)	28

Defensive Rebounds

1. 2005 (3 games)	81
2. 1997 (3 games)	67
3. 1995 (2 games)	63
4. 2004 (3 games)	56
5. 1992 (2 games)	55

Total Rebounds

1. 1979 (3 games)	136
2. 2005 (3 games)	134
3. 1997 (3 games)	110
4. 1995 (2 games)	96
5. 2004 (3 games)	84
6. 1992 (2 games)	82
7. 2002 (2 games)	78
8. 1996 (2 games)	75
9. 1998 (2 games)	68

Personal Fouls

1. 1979 (3 games)	75
2. 2004 (3 games)	56
3. 1997 (3 games)	53
4. 1995 (2 games)	51
5. 2005 (3 games)	49

Assists

1. 2005 (3 games)	53
2. 1992 (2 games)	42
3. 2004 (3 games)	41
4. 1979 (3 games)	40
5. 1997 (3 games)	39

Turnovers

1. 2005 (3 games)	58
2. 1998 (2 games)	48
3. 1997 (3 games)	43
2004 (3 games)	43
5. 1996 (2 games)	34

Blocks

1. 1992 (2 games)	12
2. 2004 (3 games)	8
3. 1998 (2 games)	6
2005 (3 games)	6
5. 2002 (2 games)	5

Steals

1. 1997 (3 games)	30
2. 2005 (3 games)	28
3. 2004 (3 games)	26
4. 1995 (2 games)	25
5. 1998 (2 games)	18
6. 1992 (2 games)	17
7. 2002 (2 games)	16
8. 1996 (2 games)	12



Single Game

Points Scored

1. Jaree Goodin (at Tennessee Tech, 3/10/92)	32
2. Katie Kelly (vs. Tennessee Tech, 3/5/04)	30
3. Miranda Eckerle (vs. Southeast Missouri, 3/5/05)	29
4. Jaree Goodin (vs. Middle Tennessee, 3/9/92)	28
5. Peggy Gay (vs. Middle Tennessee, 2/8/79)	27
Charlotte Sizemore (at UT Martin, 2/23/99)	27
Miranda Eckerle (MURRAY STATE, 3/1/05)	27
8. Peggy Gay (vs. Tennessee Tech, 2/10/79)	23
Laphelia Doss (SOUTHEAST MO., 2/24/98)	23
Katie Kelly (TENNESSEE TECH, 3/4/03)	23

Field Goals

1. Jaree Goodin (vs. Middle Tennessee, 3/9/92)	13
2. Jaree Goodin (at Tennessee Tech, 3/10/92)	12
3. Miranda Eckerle (vs. Southeast Missouri, 3/5/05)	11
4. Jaree Goodin (vs. Middle Tennessee, 3/4/91)	10
Laphelia Doss (vs. Tennessee Tech, 3/1/97)	10
Charlotte Sizemore (at UT Martin, 2/23/99)	10
Charlotte Sizemore (MURRAY STATE, 2/26/02)	10
8. Peggy Gay (vs. Tennessee Tech, 2/10/79)	9
Peggy Gay (vs. Middle Tennessee, 2/8/79)	9
Charlotte Sizemore (MOREHEAD ST., 2/27/01)	9
Katie Kelly (TENNESSEE TECH, 3/4/03)	9

Field Goals Attempted

1. Laphelia Doss (vs. Tennessee Tech, 3/1/97)	24
2. Peggy Gay (vs. Morehead State, 2/9/79)	23
3. Loretta Coughlin (vs. Morehead State, 2/9/79)	22
Jaree Goodin (vs. Middle Tennessee, 3/9/92)	22
Jaree Goodin (at Tennessee Tech, 3/10/92)	22
6. Charlotte Sizemore (at UT Martin, 2/23/99)	21
7. Lisa Goodin (vs. Tennessee Tech, 3/6/84)	19
8. Jaree Goodin (vs. Middle Tennessee, 3/8/93)	18
9. Miranda Eckerle (vs. Southeast Missouri, 3/5/05)	17
10. Kim Mays (vs. Tennessee Tech, 3/5/95)	16
Katie Kelly (TENNESSEE TECH, 3/4/03)	16
Miranda Eckerle (MURRAY STATE, 3/1/05)	16
Crystal Jones (at Samford, 3/4/08)	16

Highest Field Goal Percentage (min 6 made)

1. Shannon Browning (at UT Martin, 2/23/99) ..	85.7 (6-7)
2. Sandra Mukes (vs. Middle Tenn., 2/8/79)	77.8 (7-9)
3. Tina Cottle (vs. Tennessee Tech, 3/4/85)	72.7 (8-11)
Katie Kelly (vs. Tennessee Tech, 3/5/04)	72.7 (8-11)
5. Jaree Goodin (vs. Middle Tenn., 3/4/91)	71.4 (10-14)
6. Laryya Wall (at UT Martin, 2/23/99)	66.7 (6-9)
Charlotte Sizemore (MURRAY ST., 2/26/02)	66.7 (10-15)
Niki Avery (at Murray State, 2/27/07)	66.7 (6-9)
Andrea Jenkins (at Murray State, 2/27/07)	66.7 (6-9)
10. Miranda Eckerle (vs. Southeast Mo., 3/5/05) ..	64.7 (11-17)

Three-Point Field Goals

1. Chrissy Roberts (TENNESSEE STATE, 2/25/97)	5
Katie Kelly (vs. Tennessee Tech, 3/5/04)	5
Ashley Cazez (vs. Jacksonville State, 3/4/05)	5
4. Kim Roberts (vs. Middle Tennessee, 3/8/93)	4
Chrissy Roberts (vs. Morehead State, 2/28/97)	4
Niki Avery (at Murray State, 2/27/07)	4
Brittany Coles (at Tennessee-Martin, 3/2/10)	4
8. Angie Cox (vs. Middle Tennessee, 3/9/92)	3
Chrissy Roberts (SOUTHEAST MO., 2/24/98)	3
Lisa Pace (vs. Middle Tennessee, 2/28/98)	3
Zoey Artist (MOREHEAD STATE, 2/27/01)	3
Laura Shelton (TENNESSEE TECH, 3/4/03)	3
Laura Shelton (at Jacksonville State, 3/2/04)	3

Three-Point Field Goals Attempted

1. Chrissy Roberts (TENNESSEE STATE, 2/25/97)	8
Ashley Cazez (vs. Jacksonville State, 3/4/05)	8
Brittany Coles (at Tennessee-Martin, 3/2/10)	8
4. Kim Roberts (vs. Middle Tennessee, 3/8/93)	7
Samantha Young (vs. Austin Peay, 3/3/96)	7
Chrissy Roberts (vs. Morehead State, 2/28/97)	7
Laura Shelton (at Jacksonville State, 3/2/04)	7
Niki Avery (at Murray State, 2/27/07)	7
9. Chrissy Roberts (vs. Middle Tennessee, 2/28/98)	6
Katie Kelly (vs. Tennessee Tech, 3/5/04)	6

Highest 3-Point FG Percentage (min 2 made)

1. Cheryl Jones (vs. Middle Tenn., 3/9/92)	100.0 (2-2)
Samantha Young (vs. UT Martin, 3/4/95)	100.0 (2-2)
Tamara Arnold (MURRAY STATE, 3/1/05) ..	100.0 (2-2)
3. Katie Kelly (vs. Tennessee Tech, 3/5/04)	83.3 (5-6)
4. Lisa Pace (vs. Middle Tennessee, 2/28/98) ...	75.0 (3-4)
Katie Kelly (MOREHEAD STATE, 2/27/01) ...	75.0 (3-4)
Laura Shelton (TENN. TECH, 3/4/03)	75.0 (3-4)
7. Jeanette Elkin (vs. Middle Tenn., 3/4/91)	66.7 (2-3)
Maisha Thomas (vs. Tenn. Tech, 3/5/96)	66.7 (2-3)
Lisa Pace (SOUTHEAST MO., 2/24/98)	66.7 (2-3)
Mikki Bond (at Murray State, 2/29/00)	66.7 (2-3)

Free Throws

1. Miranda Eckerle (MURRAY STATE, 3/1/05)	11
2. Lisa Goodin (vs. Murray State, 3/8/83)	10
3. Peggy Gay (vs. Middle Tennessee, 2/8/79)	9
Kim Mays (vs. Tennessee-Martin, 3/4/95)	9
Samantha Young (vs. Tennessee Tech, 3/2/96)	9
Laphelia Doss (SOUTHEAST MISSOURI, 2/24/98) ...	9
Katie Kelly (vs. Tennessee Tech, 3/5/04)	9

Free Throws Attempted

1. Peggy Gay (vs. Middle Tennessee, 2/8/79)	14
Maisha Thomas (vs. Tennessee-Martin, 3/4/95)	14
Miranda Eckerle (MURRAY STATE, 3/1/05)	14
4. Lisa Goodin (vs. Murray State, 3/8/83)	11
Kim Mays (vs. Tennessee-Martin, 3/4/95)	11
Laphelia Doss (SOUTHEAST MO., 2/24/98)	11
Candice Finley (MOREHEAD STATE, 2/27/01)	11
8. Jaree Goodin (at Tennessee Tech, 3/10/92)	10
Maisha Thomas (at Tennessee Tech, 3/10/92)	10
Miranda Eckerle (vs. Southeast Missouri, 3/5/05)	10

Highest Free Throw Percentage (min 6 made)

1. Samantha Young (vs. Tenn. Tech, 3/2/96) ...	100.0 (9-9)
Charlotte Sizemore (at UT Martin, 2/23/99) ..	100.0 (6-6)
Katie Kelly (vs. Tennessee Tech, 3/5/04)	100.0 (9-9)
Laura Shelton (vs. Tenn. Tech, 3/5/04)	100.0 (8-8)
5. Lisa Goodin (vs. Murray State, 3/8/83)	90.9 (10-11)
6. Chrissy Roberts (vs. Morehead St., 2/28/97)	88.9 (8-9)
Katie Kelly (vs. Austin Peay, 3/2/02)	88.9 (8-9)
8. Laura Shelton (vs. Southeast Mo., 3/5/05)	85.7 (6-7)
9. Kim Mays (vs. UT Martin, 3/4/95)	81.8 (9-11)
Laphelia Doss (SOUTHEAST MO., 2/24/98)	81.8 (9-11)

Offensive Rebounds

1. Miranda Eckerle (MURRAY STATE, 3/1/05)	9
2. Laphelia Doss (vs. Tennessee Tech, 3/1/97)	8
Candis Cook (MURRAY STATE, 3/1/05)	8
4. Candis Cook (vs. Jacksonville State, 3/4/05)	7
5. Maisha Thomas (vs. Tennessee Tech, 3/5/95)	6
6. Jaree Goodin (vs. Middle Tennessee, 3/9/92)	5
Candice Finley (MOREHEAD STATE, 2/27/01)	5
Amber Kirkpatrick (at Murray State, 2/27/07)	5

Defensive Rebounds

1. Maisha Thomas (vs. Tennessee Tech, 3/5/95)	12
2. Maisha Thomas (vs. Tennessee-Martin, 3/4/95)	10
Amber Kirkpatrick (at Murray State, 2/27/07)	10
4. Charlotte Sizemore (vs. Austin Peay, 3/2/02)	9
Michaelea Kleist (at Tennessee-Martin, 3/2/10)	9
6. Samantha Young (vs. Tennessee Tech, 3/5/95)	8
Samantha Young (vs. Tennessee Tech, 3/2/96)	8
Laphelia Doss (vs. Morehead State, 2/28/97)	8
Laphelia Doss (SOUTHEAST MISSOURI, 2/24/98) ...	8
Miranda Eckerle (vs. Jacksonville State, 3/4/05)	8

Total Rebounds

1. Sandy Grieb (vs. Tennessee Tech, 2/10/79)	19
2. Maisha Thomas (vs. Tennessee Tech, 3/5/95)	18
3. Miranda Eckerle (MURRAY STATE, 3/1/05)	15
Amber Kirkpatrick (at Murray State, 2/27/07)	15
5. Laphelia Doss (vs. Tennessee Tech, 3/1/97)	14
6. Sandy Grieb (vs. Morehead State, 2/9/79)	13
Maisha Thomas (vs. Tennessee-Martin, 3/4/95)	13
8. Jaree Goodin (vs. Middle Tennessee, 3/9/92)	12
Laphelia Doss (vs. Morehead State, 2/28/97)	12
Candis Cook (vs. Jacksonville State, 3/4/05)	12
Miranda Eckerle (vs. Southeast Missouri, 3/5/05)	12

Assists

1. Angie Cox (vs. Middle Tennessee, 3/9/92)	13
2. Angie Cox (at Tennessee Tech, 3/10/92)	11
3. Chrissy Roberts (SOUTHEAST MO., 2/24/98)	9
4. Niki Avery (at Murray State, 2/27/07)	8
5. Cheryl Jones (vs. Middle Tennessee, 3/4/91)	7
Maisha Thomas (vs. Middle Tennessee, 3/8/93)	7
Kim Mays (vs. Austin Peay, 3/5/94)	7
Jill Perry (MOREHEAD STATE, 2/27/01)	7
Laura Shelton (vs. Tennessee Tech, 3/5/04)	7

Turnovers

1. Charlotte Sizemore (SOUTHEAST MO., 2/24/98)	10
2. Lori Hines (vs. Tennessee Tech, 3/4/85)	8
Charlotte Sizemore (at Tennessee-Martin, 2/23/99) ...	8
4. Stephany Davis (vs. Tennessee-Martin, 3/4/95)	7
Samantha Young (vs. Austin Peay, 3/3/96)	7

Blocks

1. Jaree Goodin (vs. Middle Tennessee, 3/9/92)	6
2. Shannon Brady (vs. Tennessee Tech, 3/4/85)	4
3. Segena Mackeroy (vs. Middle Tennessee, 3/9/92)	3
4. Teresa McNair (TENNESSEE TECH, 3/4/03)	3
5. Fatai Hala' api' api (vs. Austin Peay, 3/6/04)	3

Steals

1. Teresa McNair (TENNESSEE TECH, 3/4/03)	9
2. Susan Hatcher (at Murray State, 2/29/00)	5
Teresa McNair (MOREHEAD STATE, 2/27/01)	5
4. Stephany Davis (vs. Tennessee-Martin, 3/4/95)	4
Trina Goodrich (vs. Tennessee Tech, 3/2/96)	4
Stephany Davis (vs. Tennessee Tech, 3/1/97)	4
Charlotte Sizemore (at Tennessee-Martin, 2/23/99) ...	4
Laryya Wall (at Tennessee-Martin, 2/23/99)	4
Charlotte Sizemore (MOREHEAD STATE, 2/27/01) ...	4
Katie Kelly (TENNESSEE TECH, 3/4/03)	4
Tamara Arnold (MURRAY STATE, 3/1/05)	4



Entire Tournament

Minimum Two Games Played

Points Scored

1. Miranda Eckerle (3 games, 2005)	72
2. Peggy Gay (3 games, 1979)	63
Katie Kelly (3 games, 2004)	63
4. Jaree Goodin (2 games, 1992)	60
5. Sandy Grieb (3 games, 1979)	47
6. Laphelia Doss (3 games, 1997)	46
7. Loretta Coughlin (3 games, 1979)	44
Chrissy Roberts (3 games, 1997)	44
9. Ashley Cazee (3 games, 2005)	40
10. Kim Mays (2 games, 1995)	39

Points Per Game

1. Jaree Goodin (2 games, 1992)	30.0
2. Miranda Eckerle (3 games, 2005)	24.0
3. Peggy Gay (3 games, 1979)	21.0
Katie Kelly (3 games, 2004)	21.0
5. Kim Mays (2 games, 1995)	19.5
6. Laphelia Doss (2 games, 1998)	16.5
7. Trina Goodrich (2 games, 1996)	16.0
8. Sandy Grieb (3 games, 1979)	15.7
9. Katie Kelly (2 games, 2002)	15.5
10. Laphelia Doss (3 games, 1997)	15.3

Field Goals

1. Jaree Goodin (2 games, 1992)	25
Miranda Eckerle (3 games, 2005)	25
3. Peggy Gay (3 games, 1979)	24
4. Sandy Grieb (3 games, 1979)	19
Katie Kelly (3 games, 2004)	19

Field Goals Attempted

1. Peggy Gay (3 games, 1979)	56
2. Loretta Coughlin (3 games, 1979)	50
3. Miranda Eckerle (3 games, 2005)	47
4. Jaree Goodin (2 games, 1992)	44
5. Sandy Grieb (3 games, 1979)	43

Field Goal Percentage (min 10 made)

1. Amanda Reid (3 games, 1997)	80.0 (12-15)
2. Katie Kelly (3 games, 2004)	59.4 (19-32)
3. Jaree Goodin (2 games, 1992)	56.8 (25-44)
4. Charlotte Sizemore (2 games, 2002)	54.2 (13-24)
5. Miranda Eckerle (3 games, 2005)	53.2 (25-47)
6. Laphelia Doss (2 games, 1998)	52.4 (11-21)
7. Sandra Mukes (3 games, 1979)	52.0 (13-25)
8. Trina Goodrich (2 games, 1996)	51.7 (15-29)
9. Chrissy Roberts (2 games, 1998)	50.0 (10-20)
10. Ashley Cazee (3 games, 2005)	48.1 (13-27)
Candis Cook (3 games, 2005)	48.1 (13-27)

Three-Point Field Goals

1. Chrissy Roberts (3 games, 1997)	9
2. Katie Kelly (3 games, 2004)	8
Ashley Cazee (3 games, 2005)	8
4. Chrissy Roberts (2 games, 1998)	5
Lisa Pace (2 games, 1998)	5
Laura Shelton (3 games, 2004)	5
7. Angie Cox (2 games, 1992)	3
Lisa Pace (2 games, 1996)	3
Marla Gearhart (2 games, 1998)	3
Charlotte Sizemore (2 games, 1998)	3
Tamara Arnold (3 games, 2005)	3

Three-Point Field Goals Attempted

1. Chrissy Roberts (3 games, 1997)	16
2. Laura Shelton (3 games, 2004)	14
3. Katie Kelly (3 games, 2004)	13
Ashley Cazee (3 games, 2005)	13
5. Samantha Young (2 games, 1996)	11
Chrissy Roberts (2 games, 1998)	11
7. Angie Cox (2 games, 1992)	8
Lisa Pace (3 games, 1997)	8
9. Lisa Pace (2 games, 1998)	7
10. Lisa Pace (2 games, 1996)	6
Marla Gearhart (2 games, 1998)	6

Three-Point FG Percentage (min 3 made)

1. Lisa Pace (2 games, 1998)	71.4 (5-7)
2. Katie Kelly (3 games, 2004)	61.5 (8-13)
Ashley Cazee (3 games, 2005)	61.5 (8-13)
4. Charlotte Sizemore (2 games, 1998)	60.0 (3-5)
Tamara Arnold (3 games, 2005)	60.0 (3-5)
6. Chrissy Roberts (3 games, 1997)	56.3 (9-16)
7. Lisa Pace (2 games, 1996)	50.0 (3-6)
Marla Gearhart (2 games, 1998)	50.0 (3-6)
9. Chrissy Roberts (2 games, 1998)	45.5 (5-11)
10. Angie Cox (2 games, 1992)	37.5 (3-8)

Free Throws

1. Miranda Eckerle (3 games, 2005)	21
2. Katie Kelly (3 games, 2004)	17
3. Peggy Gay (3 games, 1979)	15
4. Trina Goodrich (3 games, 1997)	13
5. Kim Mays (2 games, 1995)	12
Laphelia Doss (3 games, 1997)	12
Laura Shelton (3 games, 2005)	12
8. Maisha Thomas (2 games, 1995)	11
Samantha Young (2 games, 1996)	11
Chrissy Roberts (3 games, 1997)	11
Laphelia Doss (2 games, 1998)	11
Laura Shelton (3 games, 2004)	11

Free Throws Attempted

1. Miranda Eckerle (3 games, 2005)	27
2. Peggy Gay (3 games, 1979)	21
Maisha Thomas (2 games, 1995)	21
4. Trina Goodrich (3 games, 1997)	18
5. Sandy Grieb (3 games, 1979)	17
Katie Kelly (3 games, 2004)	17
7. Laphelia Doss (3 games, 1997)	16
Laphelia Doss (2 games, 1998)	16
9. Kim Mays (2 games, 1995)	15
Laura Shelton (3 games, 2005)	15

Free Thow Percentage (min 8 made)

1. Katie Kelly (3 games, 2004)	100.0 (17-17)
2. Samantha Young (2 games, 1996)	91.7 (11-12)
Laura Shelton (3 games, 2004)	91.7 (11-12)
4. Katie Kelly (2 games, 2002)	88.9 (8-9)
Nancy Hoist (3 games, 2005)	88.9 (8-9)
6. Jaree Goodin (2 games, 1992)	83.3 (10-12)
7. Kim Mays (2 games, 1995)	80.0 (12-15)
Laura Shelton (3 games, 2005)	80.0 (12-15)
9. Chrissy Roberts (3 games, 1997)	78.6 (11-14)
10. Miranda Eckerle (3 games, 2005)	77.8 (21-27)

Offensive Rebounds

1. Candis Cook (3 games, 2005)	19
2. Laphelia Doss (3 games, 1997)	16
Miranda Eckerle (3 games, 2005)	16
4. Jaree Goodin (2 games, 1992)	9
Maisha Thomas (2 games, 1995)	9
6. Stephany Davis (3 games, 1997)	6
Synisha Smith (2 games, 2002)	6

Defensive Rebounds

1. Maisha Thomas (2 games, 1995)	22
2. Laphelia Doss (3 games, 1997)	17
Miranda Eckerle (3 games, 2005)	17
4. Charlotte Sizemore (2 games, 2002)	15
5. Samantha Young (2 games, 1996)	13
Chrissy Roberts (3 games, 1997)	13
Laphelia Doss (2 games, 1998)	13

Total Rebounds

1. Sandy Grieb (3 games, 1979)	36
2. Laphelia Doss (3 games, 1997)	33
Miranda Eckerle (3 games, 2005)	33
4. Maisha Thomas (2 games, 1995)	31
Candis Cook (3 games, 2005)	31
6. Sandra Mukes (3 games, 1979)	26
7. Jaree Goodin (2 games, 1992)	21
8. Charlotte Sizemore (2 games, 2002)	19
9. Segena Mackeroy (2 games, 1992)	17
10. Samantha Young (2 games, 1995)	16
Laphelia Doss (2 games, 1998)	16

Assists

1. Angie Cox (2 games, 1992)	24
2. Chrissy Roberts (2 games, 1998)	13
3. Laura Shelton (3 games, 2005)	12
4. Sandra Mukes (3 games, 1979)	11
5. Candis Cook (3 games, 2005)	10
Tamara Arnold (3 games, 2005)	10

Turnovers

1. Charlotte Sizemore (2 games, 1998)	14
Tamara Arnold (3 games, 2005)	14
3. Miranda Eckerle (3 games, 2005)	11
4. Stephany Davis (2 games, 1995)	9
Samantha Young (2 games, 1996)	9
Pam Garrett (2 games, 2002)	9
Laura Shelton (3 games, 2005)	9

Blocks

1. Falai Hala'api'api (3 games, 2004)	7
2. Jaree Goodin (2 games, 1992)	6
3. Segena Mackeroy (2 games, 1992)	3
Amanda Reid (3 games, 1997)	3
Charlotte Sizemore (2 games, 1998)	3
Charlotte Sizemore (2 games, 2002)	3

Steals

1. Stephany Davis (2 games, 1995)	7
Tamara Arnold (3 games, 2005)	7
3. Angie Cox (2 games, 1992)	6
Trina Goodrich (3 games, 1997)	6
5. Trina Goodrich (2 games, 1996)	5
Chrissy Roberts (3 games, 1997)	5
Stephany Davis (3 games, 1997)	5
Katie Kelly (3 games, 2004)	5
Laura Shelton (3 games, 2004)	5



1978-79 (Richmond, Ky.)

<i>First Round</i>		
MIDDLE TENNESSEE	W	85-84
<i>Semifinals</i>		
MOREHEAD STATE	L	72-91
<i>Third Place Game</i>		
TENNESSEE TECH	L	73-82

1979-80

No Tournament Held

1980-81

No Tournament Held

1981-82 (Cookeville, Tenn.)

Did Not Qualify

1982-83 (Cookeville, Tenn.)

<i>First Round (#4 seed)</i>		
vs. #5 Murray State	L	56-58

1983-84 (Murfreesboro, Tenn.)

<i>Semifinals (#4 seed)</i>		
vs. #2 Tennessee Tech	L	64-70

1984-85 (Murfreesboro, Tenn.)

<i>Semifinals (#4 seed)</i>		
vs. #2 Tennessee Tech	L	65-72

1985-86 (Murfreesboro, Tenn.)

Did Not Qualify

1986-87 (Murfreesboro, Tenn.)

Did Not Qualify

1987-88 (Murfreesboro, Tenn.)

Did Not Qualify

1988-89 (Murfreesboro, Tenn.)

Did Not Qualify

1989-90 (Cookeville, Tenn.)

Did Not Qualify

1990-91 (Cookeville, Tenn.)

<i>Semifinals (#3 seed)</i>		
vs. #2 Middle Tennessee	L	84-93

1991-92 (Cookeville, Tenn.)

<i>Semifinals (#2 seed)</i>		
vs. #3 Middle Tennessee	W	72-67
<i>Finals</i>		
at #1 Tennessee Tech	L	74-81

1992-93 (Cookeville, Tenn.)

<i>Semifinals (#3 seed)</i>		
vs. #2 Middle Tennessee	L	74-87

1993-94 (Nashville, Tenn.)

<i>First Round (#3 seed)</i>		
vs. #6 Austin Peay	L	53-64

1994-95 (Nashville, Tenn.)

<i>First Round (#3 seed)</i>		
vs. #6 Tennessee-Martin	W	80-76
<i>Semifinals</i>		
vs. #2 Tennessee Tech	L	59-63

1995-96 (Nashville, Tenn.)

<i>First Round (#4 seed)</i>		
vs. #5 Tennessee Tech	W	68-56
<i>Semifinals</i>		
vs. #1 Austin Peay	L	56-70

1996-97

<i>First Round (#1 seed)</i>		
#8 TENNESSEE STATE	W	69-60
<i>Semifinals (Nashville, Tenn.)</i>		
vs. #4 Morehead State	W	67-47
<i>Finals (Nashville, Tenn.)</i>		
vs. #2 Tennessee Tech	W	69-65

1997-98

<i>First Round (#1 seed)</i>		
#8 SOUTHEAST MISSOURI	W	92-75
<i>Semifinals (Nashville, Tenn.)</i>		
vs. #4 Middle Tennessee	L	62-72

1998-99

<i>First Round (#6 seed)</i>		
at #3 Tennessee-Martin	L	87-102

1999-00

<i>First Round (#5 seed)</i>		
at #4 Murray State	L	61-67

2000-01

<i>First Round (#2 seed)</i>		
#7 MOREHEAD STATE	L	89-92

2001-02

<i>First Round (#1 seed)</i>		
#8 MURRAY STATE	W	76-59
<i>Semifinals (Nashville, Tenn.)</i>		
vs. #4 Austin Peay	L (OT)	77-78

2002-03

<i>First Round (#3 seed)</i>		
#6 TENNESSEE TECH	L	65-67

2003-04

<i>First Round (#6 seed)</i>		
at #3 Jacksonville State	W	65-63
<i>Semifinals (Nashville, Tenn.)</i>		
vs. #2 Tennessee Tech	W	85-74
<i>Finals (Nashville, Tenn.)</i>		
vs. #1 Austin Peay	L	51-65

2004-05

<i>First Round (#1 seed)</i>		
#8 MURRAY STATE	W	94-69
<i>Semifinals (Nashville, Tenn.)</i>		
vs. #4 Jacksonville State	W	62-60
<i>Finals (Nashville, Tenn.)</i>		
vs. #2 Southeast Missouri	W (2OT)	84-73

2005-06

Did Not Qualify

2006-07

<i>First Round (#7 seed)</i>		
at #2 Murray State	L	66-68

2007-08

<i>First Round (#7 seed)</i>		
at #2 Samford	L	56-69

2008-09

Did Not Qualify

2009-10

<i>First Round (#5 seed)</i>		
at #4 Tennessee-Martin	L	47-51

All Caps Indicates Home Game

OVC Tournament Record Versus All Opponents

Austin Peay	0-4
Jacksonville State	2-0
Middle Tennessee	2-3
Morehead State	1-2
Murray State	2-3
Samford	0-1
Southeast Missouri	2-0
Tennessee-Martin	1-2
Tennessee State	1-0
Tennessee Tech	3-6
TOTALS	14-21



vs. Ranked Opponents

Record vs. Top-25: 0-30 (0-2 OVC)
 Home: 0-10 Away: 0-17 Neutral: 0-3

Date	Opponent	Ranking	Poll
02/12/77	TENNESSEE	12	Unknown
02/22/78	at Tennessee	1	Unknown
11/27/78	TENNESSEE	1	Unknown
01/29/80	KENTUCKY	17	Unknown
01/05/86	at Kentucky	22	Coaches'
12/09/86	KENTUCKY	20	Coaches'
02/03/87	at Western Ky.	19	Coaches'
12/19/87	at Tennessee	4/3	Coaches'/AP
02/04/88	WESTERN KY.	23	Coaches'
11/25/89	at Auburn	6	Coaches'
01/22/90	at Georgia	4	Coaches'
01/27/90	TENN. TECH	20	Coaches'
02/12/90	at Tenn. Tech	21	Coaches'
02/16/91	WESTERN KY.	7/7	Coaches'/AP
11/23/91	at Western Ky.	6	Coaches'
11/26/91	at Vanderbilt	9	Coaches'
01/04/93	vs. Iowa	4/4	Coaches'/AP
02/24/93	TENNESSEE	1/1	Coaches'/AP
01/03/96	at Vanderbilt	3	Coaches'
11/29/96	at Louisiana Tech	4	Coaches'
03/14/97	at Georgia	6	Coaches'
11/09/01	at Vanderbilt	3	Coaches'
12/15/01	at Iowa State	6	Coaches'
12/05/02	CINCINNATI	25	AP
12/30/03	GEORGIA	11/12	Coaches'/AP
03/19/05	vs. Arizona State	24	Coaches'
11/21/05	at Ohio State	4/4	Coaches'/AP
11/17/06	vs. Oklahoma	3/3	Coaches'/AP
11/19/08	at Vanderbilt	12/13	Coaches'/AP
12/22/08	at Oklahoma St.	23/21	Coaches'/AP

Home Games In All Caps

Overtime Games

Overtime Record: 12-29 (5-19 OVC)
 Home: 6-15 Away: 5-13 Neutral: 1-1

Date	Opponent	W/L	EKU	OPP
02/13/72	DAYTON	W(OT)	54	45
01/10/79	at Miami (Ohio)	L(OT)	77	84
01/27/79	MOREHEAD STATE*	L(OT)	86	95
01/22/81	MOREHEAD STATE*	W(OT)	75	72
01/09/82	WESTERN KY.*	L(2OT)	87	89
12/18/82	MIDDLE TENNESSEE*	L(OT)	69	72
01/22/83	at Cleveland State	L(OT)	79	81
11/21/83	BELLARMINE	L(OT)	72	74
02/16/84	at Tennessee Tech*	L(OT)	78	81
02/25/85	at Austin Peay*	L(OT)	61	62
11/29/85	at Georgia State	W(OT)	85	80
01/02/86	at Nebraska	L(OT)	75	80
01/11/86	at Akron*	L(OT)	71	75
02/17/86	AKRON*	L(OT)	76	77
01/07/84	DAYTON	W(OT)	78	75
01/03/89	at Stetson	L(3OT)	98	102
01/11/89	KENTUCKY	L(OT)	77	83
01/16/89	MURRAY STATE*	L(OT)	63	66
12/09/89	at Louisville	L(OT)	84	85
02/02/93	MARSHALL	L(OT)	80	84
02/11/93	MOREHEAD STATE*	L(OT)	106	110
11/15/97	at Marshall	W(OT)	97	90
01/24/98	TENNESSEE TECH*	W(3OT)	97	92
01/26/98	MIDDLE TENN.*	W(OT)	80	79
12/13/98	at Wofford	W(OT)	83	82
01/02/99	at Southeast Missouri*	L(OT)	93	101
02/13/99	at Morehead State*	L(OT)	99	103
01/20/00	MURRAY STATE*	L(OT)	67	72
01/27/00	at Eastern Illinois*	L(OT)	95	102
02/23/02	at Tennessee-Martin*	L(OT)	78	82
03/02/02	vs. Austin Peay	L(OT)	77	78
03/13/02	at Missouri State	W(OT)	72	65
02/01/03	AUSTIN PEAY*	L(OT)	68	69
03/05/05	vs. Southeast Mo.	W(2OT)	84	73
11/19/05	BELMONT	L(OT)	82	86
02/11/06	SOUTHEAST MO.*	L(OT)	86	87
12/08/07	at Austin Peay*	W(OT)	68	66
12/21/07	EASTERN ILLINOIS*	L(OT)	86	91
01/12/08	at Eastern Illinois*	L(OT)	81	86
01/04/10	AUSTIN PEAY*	W(OT)	61	54
02/06/10	JACKSONVILLE ST.*	L(OT)	46	49

Home Games In All Caps
 * Denotes OVC Game

100-Point Games

EKU Scores 100 Points: 20-0 (7-0 OVC)
 Home: 11-0 Away: 6-0 Neutral: 3-0

Date	Opponent	W/L	EKU	OPP
02/12/81	MOUNT SAINT JOSEPH	W	103	74
02/24/81	at Xavier	W	104	58
11/24/81	CAMPBELLSVILLE	W	102	75
01/21/82	BELLARMINE	W	100	65
11/23/82	PIKEVILLE	W	105	60
12/30/86	PITTSBURGH	W	101	93
02/28/92	WESTERN CAROLINA	W	110	56
01/16/93	AUSTIN PEAY*	W	100	75
11/30/93	THOMAS MORE	W	122	48
01/30/95	at Morehead State*	W	103	90
11/19/00	vs. Glensville State	W	116	80
12/06/00	WEST VIRGINIA TECH	W	119	63
01/11/01	TENNESSEE STATE*	W	107	96
02/08/01	at Tennessee State*	W	106	99
12/08/01	at Florida Atlantic	W	103	92
01/21/02	AUSTIN PEAY*	W	102	82
11/23/02	vs. W.Va. Wesleyan	W	110	59
01/04/02	at Tennessee State*	W	105	83
12/30/07	vs. Penn	W	100	62
02/14/08	at Jacksonville State*	W	104	75

EKU Allows 100 Points: 0-26 (0-10 OVC)

Home: 0-5 Away: 0-18 Neutral: 0-3

02/25/75	TENNESSEE	L	70	100
03/07/75	vs. Memphis	L	63	100
12/18/76	vs. Mercer	L	88	108
12/04/78	at Morehead State*	L	77	115
12/17/79	at Kentucky	L	77	100
11/28/86	vs. Central Michigan	L	75	101
01/17/87	at Tennessee Tech*	L	73	100
02/03/87	at Western Kentucky	L	57	107
02/21/87	MIDDLE TENNESSEE*	L	63	104
12/19/87	at Tennessee	L	40	115
01/18/88	at Austin Peay*	L	95	109
01/28/88	at Louisville	L	88	108
02/04/88	WESTERN KENTUCKY	L	65	103
02/22/88	MURRAY STATE*	L	74	101
01/03/89	at Stetson	L(3OT)	98	102
02/25/89	at Murray State*	L	63	101
01/22/90	at Georgia	L	90	109
12/03/94	at Missouri	L	71	107
11/18/98	at Kansas State	L	68	102
11/28/98	at Xavier	L	89	105
01/02/99	at Southeast Missouri*	L(OT)	93	101
02/13/99	at Morehead State*	L(OT)	99	103
02/23/99	at Tennessee-Martin	L	87	102
11/20/99	WOFFORD	L	84	100
01/27/00	at Eastern Illinois*	L(OT)	95	102
01/24/08	at Tennessee State*	L	85	104

Both Score 100 Points: 1-1 (1-1 OVC)

Home: 1-1 Away: 0-0 Neutral: 0-0

02/11/93	MOREHEAD STATE*	L(OT)	106	110
02/13/93	MURRAY STATE*	W	108	102

Home Games In All Caps
 * Denotes OVC Game



<u>Team</u>	<u>W</u>	<u>L</u>	<u>First Meeting</u>	<u>Last Meeting</u>	<u>Streak</u>	<u>Team</u>	<u>W</u>	<u>L</u>	<u>First Meeting</u>	<u>Last Meeting</u>	<u>Streak</u>
Akron	5	4	11-28-80	02-16-87	L4	Glenville State	1	0	11-19-00	11-19-00	W1
Alabama	0	1	03-17-02	03-17-02	L1	Grambling	1	1	11-26-89	12-20-02	W1
Alabama-Birmingham	0	1	12-31-94	12-31-94	L1	Hartford	1	0	11-26-99	11-26-99	W1
Alabama State	1	0	12-02-07	12-02-07	W1	High Point	2	1	03-10-73	12-29-07	L1
Alaska-Anchorage	0	1	11-27-02	11-27-02	L1	Houston Baptist	0	1	12-13-08	12-13-08	L1
Appalachian State	4	1	03-12-76	11-27-04	W1	Howard	0	1	12-08-90	12-08-90	L1
Arizona State	0	1	03-19-05	03-19-05	L1	Illinois State	1	1	02-11-78	02-23-79	L1
Ashland University	2	0	02-19-83	12-12-86	W2	Indiana	3	6	01-25-74	11-26-02	L4
Auburn	0	2	11-23-84	11-25-89	L2	Indiana State	0	4	12-30-92	12-20-05	L4
Austin Peay	43	27	1973-74	01-28-10	L1	Iona	1	0	12-02-00	12-02-00	W1
Ball State	2	0	12-01-92	11-27-93	W2	Iowa	0	1	01-04-93	01-04-93	L1
Baylor	0	1	12-05-03	12-05-03	L1	Iowa State	0	2	12-15-01	12-18-04	L2
Bellarmine	5	2	01-10-75	12-06-86	L1	IPFW	1	0	12-29-01	12-29-01	W1
Belmont	1	6	02-22-75	11-28-06	L2	IUPUI	1	0	12-04-82	12-04-82	W1
Berea College	1	0	1972-73	1972-73	W1	Jackson State	0	1	12-20-97	12-20-97	L1
Bethune-Cookman	1	0	11-28-09	11-28-09	W1	Jacksonville State	13	4	12-30-02	02-06-10	L1
Binghamton	1	0	11-22-02	11-22-02	W1	James Madison	2	1	01-09-78	11-17-79	W1
Bluefield State College	1	0	12-30-08	12-30-08	W1	John Carroll	1	0	11-20-81	11-20-81	W1
Bowling Green State	4	2	12-02-82	12-29-03	L1	Kansas State	0	1	11-18-98	11-18-98	L1
Bradley	0	1	12-18-93	12-18-93	L1	Kent State	1	2	11-29-80	12-29-98	L1
Brown	1	0	01-02-93	01-02-93	W1	Kentucky	9	22	1972-73	02-16-99	L2
Campbellsville	4	0	11-24-80	12-21-85	W4	Kentucky State	3	1	02-08-83	12-04-85	W2
Canisius College	0	1	11-23-90	11-23-90	L1	Lipscomb	3	0	12-30-00	12-03-02	W3
Central Arkansas	0	1	12-22-09	12-22-09	L1	Longwood	2	0	03-09-73	12-30-04	W2
Central Michigan	0	1	11-28-86	11-28-86	L1	Louisiana-Lafayette	0	1	12-20-86	12-20-86	L1
Central Missouri	1	1	12-17-76	02-04-77	W1	Louisiana Tech	1	1	11-29-96	11-24-06	W1
Centre College	1	0	1971-72	1971-72	W1	Louisville	13	17	1971-72	11-25-05	L3
Charleston Southern	1	0	12-29-00	12-29-00	W1	Marquette	1	0	12-01-95	12-01-95	W1
Chicago State	2	0	11-24-90	11-16-08	W2	Marshall	16	4	02-20-73	12-01-02	W4
Cincinnati	8	9	1971-72	12-18-09	L4	McNeese State	0	1	12-05-87	12-05-87	L1
Cleveland State	3	2	12-04-81	12-06-85	W2	Memphis	0	5	1973-74	11-28-03	L5
Coastal Carolina	1	0	12-12-98	12-12-98	W1	Mercer	2	1	12-18-76	12-30-94	W2
College of Charleston	1	0	11-21-99	11-21-99	W1	Miami (Fla.)	1	2	11-24-84	11-23-03	L2
Dayton	10	9	1971-72	12-14-91	W1	Miami (Ohio)	8	2	1972-73	11-21-98	W1
Davis & Elkins	3	0	11-19-84	12-11-09	W3	Middle Tennessee	14	36	1973-74	11-26-05	L2
Detroit Mercy	0	2	12-30-96	11-17-97	L2	Mississippi Gulf Coast CC	0	1	12-17-76	12-17-76	L1
Duke	1	1	11-26-82	12-03-83	W1	Missouri	0	2	12-07-90	12-03-94	L2
Eastern Illinois	14	12	01-13-97	02-13-10	L6	Missouri-Kansas City	0	1	12-04-87	12-04-87	L1
Eastern Michigan	1	0	11-26-88	11-26-88	W1	Missouri State	1	1	03-13-02	12-05-04	L1
East Tennessee State	8	4	01-23-78	12-30-06	L2	Morehead State	40	38	1971-72	02-20-10	W1
Elon	1	1	03-09-74	12-01-01	W1	Mount St. Joseph	2	0	02-21-80	02-12-81	W2
Evansville	2	0	12-02-83	01-05-85	W2	Murray State	50	28	1971-72	02-27-09	L1
Florida A&M	0	1	01-04-82	01-04-82	L1	Nebraska	0	2	01-02-86	11-29-03	L2
Florida Atlantic	2	1	12-07-91	11-21-09	L1	Nicholls State	1	0	12-01-89	12-01-89	W1
Florida Gulf Coast	1	0	11-24-07	11-24-07	W1	North Carolina	2	0	01-28-77	11-16-79	W2
Florida International	0	4	01-03-93	12-07-01	L4	North Carolina A&T	1	0	12-19-99	12-19-99	W1
Florida State	0	2	12-08-91	11-26-04	L2	North Carolina-Asheville	2	0	12-03-90	02-28-91	W2
Furman	2	0	11-24-91	11-26-94	W2	North Carolina State	1	0	03-11-76	03-11-76	W1
Gardner-Webb	1	0	11-22-03	11-22-03	W1	North Carolina-Wilmington	0	2	12-18-99	12-16-00	L2
George Mason	1	0	02-07-80	02-07-80	W1	Northern Arizona	0	1	12-19-04	12-19-04	L1
Georgetown College	1	0	03-03-73	03-03-73	W1	Northern Kentucky	4	9	02-28-75	02-05-83	W1
Georgetown University	0	1	11-18-06	11-18-06	L1	Ohio	3	1	01-07-80	12-12-87	L1
Georgia	0	4	01-31-83	12-30-03	L4	Ohio State	0	6	02-04-75	11-21-05	L6
Georgia Southern	4	1	11-25-94	11-20-04	W3	Ohio Valley University	2	0	11-11-06	11-14-09	W2
Georgia State	1	0	11-29-85	11-29-85	W1	Oklahoma	0	1	11-17-06	11-17-06	L1



<u>Team</u>	<u>W</u>	<u>L</u>	<u>First Meeting</u>	<u>Last Meeting</u>	<u>Streak</u>	<u>Team</u>	<u>W</u>	<u>L</u>	<u>First Meeting</u>	<u>Last Meeting</u>	<u>Streak</u>
Oklahoma State	0	1	12-22-08	12-22-08	L1	Tennessee Tech	21	56	1973-74	02-04-10	W1
Oral Roberts	0	1	12-31-82	12-31-82	L1	Texas A&M	0	1	11-18-00	11-18-00	L1
Pennsylvania	1	0	12-30-07	12-30-07	W1	Thomas More	1	0	11-30-93	11-30-93	W1
Pikeville	1	0	11-23-82	11-23-82	W1	Towson University	1	0	11-27-09	11-27-09	W1
Pittsburgh	2	1	12-30-86	12-17-02	L1	Troy University	1	0	12-21-02	12-21-02	W1
Radford	3	1	12-11-80	11-19-04	W2	Tulane	1	0	12-02-89	12-02-89	W1
Roanoke College	1	0	03-07-74	03-07-74	W1	Valparaiso	2	0	12-14-01	11-23-07	W2
Rollins	1	0	01-02-89	01-02-89	W1	Vanderbilt	0	5	03-12-82	11-19-08	L5
Saint Louis	1	0	12-17-93	12-17-93	W1	Vincennes	1	0	02-24-76	02-24-76	W1
Samford	6	6	12-29-02	03-04-08	L2	Wake Forest	0	1	12-31-83	12-31-83	L1
Shawnee State	1	0	02-01-89	02-01-89	W1	Western Carolina	10	3	1971-72	12-02-06	W1
South Carolina	1	1	03-09-73	03-08-74	W1	Western Kentucky	6	18	02-02-74	11-14-09	L11
Southeastern Louisiana	1	1	11-30-89	01-08-90	W1	Western Michigan	1	0	12-02-94	12-02-94	W1
Southeast Missouri	26	13	12-01-84	02-11-10	W1	West Virginia	2	1	11-21-80	12-08-09	L1
Southern University	1	0	12-29-04	12-29-04	W1	West Virginia Tech	2	0	12-06-00	11-17-07	W2
Southern Illinois	0	2	02-25-78	02-24-79	L2	West Virginia Wesleyan	1	0	11-23-02	11-23-02	W1
Southern Illinois Edwardsville	1	1	01-19-09	01-20-10	W1	William Penn	0	1	1976-77	1976-77	L1
Southern Mississippi	0	2	11-30-85	11-25-06	L2	Winthrop	0	1	03-10-73	03-10-73	L1
South Florida	1	0	12-05-81	12-05-81	W1	Wisconsin	1	0	11-27-83	11-27-83	W1
Stephen F. Austin	1	0	12-06-03	12-06-03	W1	Wisconsin-Green Bay	0	1	11-29-86	11-29-86	L1
Stetson	0	3	12-19-86	01-03-89	L3	Wisconsin-LaCrosse	0	1	1976-77	1976-77	L1
Syracuse	0	1	12-01-07	12-01-07	L1	Wofford	1	1	12-13-98	11-20-99	L1
Tennessee	1	8	02-10-73	02-24-93	L5	Wright State	6	4	02-08-89	11-19-09	L2
Tennessee-Chattanooga	1	1	03-09-82	12-03-06	L1	Xavier	6	4	02-24-81	12-06-05	L3
Tennessee-Martin	30	12	1973-74	03-02-10	L2	Youngstown State	6	7	11-30-80	02-27-88	L3
Tennessee State	31	14	01-04-88	01-31-10	L1	TOTAL	542	498			



1971-72

Record: 8-4

Coach: Paula Welch

KWIC Tournament Champions

Home: 5-0 Away: 0-0 Neutral: 0-1

Date	Opponent	W/L	EKU	OPP
	CINCINNATI	W	53	34
	Morehead State	W	59	44
	Miami (Ohio)			
2/13	DAYTON	W(OT)	54	45
March	CENTRE COLLEGE+	W	65	22
March	LOUISVILLE+	W	86	19
March	MURRAY STATE+	W	53	50
3/11	vs. Western Carolina&	L	50	72

+ KWIC State Tournament (Richmond, Ky.)
 & AIAW Region II Tournament (Boone, N.C.)

1972-73

Record: 13-3

Coach: Ellen Johns & Jaevene Young

KWIC Tournament Champions

Home: 2-0 Away: 1-1 Neutral: 5-2

Date	Opponent	W/L	EKU	OPP
1/27	CINCINNATI	W	58	39
-	Berea College	W	56	22
-	Louisville	W	51	36
-	Morehead State	W	57	28
2/10	at Tennessee	L	42	53
-	Kentucky	W	58	39
-	Miami (Ohio)	W	51	38
2/20	MARSHALL	W	45	28
2/26	at Dayton	W	65	36
3/2	vs. Louisville+	W	60	28
3/3	vs. Georgetown College+	W	64	34
3/3	vs. Murray State+	W	68	42
3/9	vs. South Carolina&	L	53	60
3/9	vs. Longwood College&	W	65	60
3/10	vs. High Point&	W	55	54
3/10	vs. Winthrop&	L	58	65

+ KWIC State Tournament (Lexington, Ky.)
 & AIAW Regional Tournament (Lexington, Ky.)

1973-74

Record: 17-6

Coach: Paula Welch

KWIC Tournament Champions

Home: 4-0 Away: 2-3 Neutral: 9-3

Date	Opponent	W/L	EKU	OPP
1/15	at Tennessee	L	41	51
1/18	at Murray State	W	63	49
-	vs. Austin Peay+	W	48	39
-	vs. Memphis+	L	50	66
1/25	at Indiana	L	36	63
1/28	CINCINNATI	W	65	54
2/2	WESTERN KENTUCKY	W	91	50
2/8	DAYTON	W	52	45
-	Morehead State	W	48	42
-	vs. Middle Tennessee&	W	61	47
-	at Tennessee Tech&	L	57	63
-	vs. Tennessee-Martin&	W	52	51
-	vs. Austin Peay&	W	57	34
2/19	at Marshall	W	38	36
2/21	Kentucky	W	56	50
2/23	MIAMI (OHIO)	W	66	45
3/1	vs. Kentucky%	W	72	42

-	vs. Louisville%	W	66	31
3/2	vs. Murray State%	W	55	37
3/6	vs. Tennessee Tech@	L	53	59
3/7	vs. Roanoke College@	W	71	42
3/8	vs. South Carolina@	W	68	57
3/9	vs. Elon@	L	61	64

+ at Murray, Ky.

& Tennessee Tech Tournament (Cookeville, Tenn.)

% KWIC State Tournament (Morehead, Ky.)

@ AIAW Regional Tournament (Harrisonburg, Va.)

1974-75

Record: 14-6

Coach: Terry Hall

KWIC Tournament Champions

Home: 4-2 Away: 7-1 Neutral: 3-3

Date	Opponent	W/L	EKU	OPP
1/10	at Bellarmine	W	74	44
1/11	at Louisville	W	76	62
1/17	at Murray State	W	56	47
1/18	vs. Tennessee Tech+	L	47	88
1/18	vs. Memphis+	L	73	74
1/22	MOREHEAD STATE	W	75	28
1/25	at Cincinnati	W	74	68
1/29	at Kentucky	W	63	54
2/4	OHIO STATE	L	59	67
2/5	at Miami (Ohio)	W	61	59
2/8	WESTERN KENTUCKY	W	77	67
2/11	KENTUCKY	W	74	54
2/13	at Dayton	W	59	53
2/18	MARSHALL	W	66	59
2/22	at Belmont	L	62	81
2/25	TENNESSEE	L	70	100
2/28	vs. Northern Kentucky&	W	67	45
3/1	vs. Kentucky&	W	60	49
3/6	vs. Western Carolina%	W	60	56
3/7	vs. Memphis%	L	63	100

+ at Murray, Ky.

& KWIC State Tournament (Murray, Ky.)

% AIAW Region II Tournament (Elon, N.C.)

--- Leading Scorer ---

Sharon Coppock (14.2 ppg)

1975-76

Record: 17-3

Coach: Shirley Duncan

KWIC Tournament Champions

Home: 5-1 Away: 7-1 Neutral: 5-1

Date	Opponent	W/L	EKU	OPP
1/10	at Western Kentucky	W	73	59
1/13	at Morehead State	W	83	60
1/17	CINCINNATI	W	86	76
1/19	at Ohio State	L	66	69
1/23	MURRAY STATE	W	69	46
1/24	INDIANA	W	82	65
1/29	MIAMI (OHIO)	W	86	59
1/31	DAYTON	W	79	38
2/6	at Louisville+	W	97	60
2/7	vs. Kentucky+	W	70	54
2/11	at Tennessee	W	89	68
2/14	at Kentucky	W	78	51
2/17	at Marshall	W	85	42
2/20	BELMONT	L	58	63
2/24	at Vincennes	W	99	59

3/2	vs. Louisville&	W	85	48
3/3	vs. Western Kentucky&	W	81	71
3/11	vs. North Carolina State%	W	88	82
3/12	vs. Appalachian State%	W	92	65
3/13	vs. Tennessee Tech%	L	80	91

+ Louisville Classic (Louisville, Ky.)

& KWIC State Tournament (Lexington, Ky.)

% AIAW Region II Tournament (Cullowhee, N.C.)

--- Leading Scorer ---

Peggy Gay (Fr., G, 16.0 ppg)

1976-77

Record: 7-17

Coach: Shirley Duncan

Home: 2-5 Away: 4-6 Neutral: 1-6

Date	Opponent	W/L	EKU	OPP
12/11	at Murray State	W	95	60
12/17	vs. Miss. Gulf Coast CC+	L	66	68
12/17	vs. Central Missouri+	L	69	78
12/18	vs. Mercer+	L	88	108
1/11	at Northern Kentucky	L	51	61
1/15	at Belmont	L	63	79
1/18	at Cincinnati	W	80	72
1/20	at Tennessee Tech	L	60	81
1/22	MOREHEAD STATE	L	69	81
1/25	WESTERN KENTUCKY	L	62	67
1/28	NORTH CAROLINA	W	72	58
2/2	at Louisville	L	78	79
2/4	vs. Central Missouri&	W	83	81
-	vs. Wisconsin-La Crosse&	L	78	82
-	vs. William Penn&	L	71	83
2/9	at Miami (Ohio)	W	72	49
2/12	TENNESSEE	L	70	84
2/14	at Indiana	L	50	60
2/16	MARSHALL	W	81	45
2/19	at Dayton	W	85	60
2/23	TENNESSEE TECH	L	66	79
2/26	OHIO STATE	L	58	83
3/4	vs. Morehead State%	L	64	86
3/5	at Kentucky%	L	79	91

+ Mississippi University for Women Christmas Tournament (Columbus, Miss.)

& Illinois State Redbird Invitational (Normal, Ill.)

% KWIC State Tournament (Lexington, Ky.)

1977-78

Record: 12-15 (5-5 OVC)

Coach: Shirley Duncan

Home: 9-5 Away: 3-9 Neutral: 0-1

Date	Opponent	W/L	EKU	OPP
12/3	KENTUCKY	L	73	79
12/6	at Murray State	L	57	60
12/13	at Louisville	L	63	76
12/17	NORTHERN KENTUCKY	W	65	55
1/7	DAYTON	L	82	85
1/9	JAMES MADISON	W	74	54
1/11	MOREHEAD STATE*	W	71	64
1/14	at Austin Peay*	W	77	52
1/21	at Tennessee Tech*	L	69	85
1/23	EAST TENNESSEE STATE*	W	84	73
1/25	at Kentucky	L	73	85
1/28	at Morehead State*	L	84	93
1/30	LOUISVILLE	W	75	72
2/1	at East Tennessee State*	W	89	85



2/3	at Middle Tennessee*	L	67	94
2/6	at Western Kentucky*	W	94	85
2/8	at Northern Kentucky	L	76	89
2/11	ILLINOIS STATE	W	88	75
2/13	MURRAY STATE	W	82	74
2/15	at Ohio State	L	61	81
2/16	MIAMI (OHIO)	W	77	64
2/18	INDIANA	W	83	62
2/20	TENNESSEE TECH*	L	73	78
2/22	at Tennessee	L	67	90
2/24	WESTERN KENTUCKY*	L	58	60
2/25	SOUTHERN ILLINOIS	L	61	68
3/2	vs. Louisville+	L	77	80

* Ohio Valley Conference Game
+ KWIC State Tournament (Lexington, Ky.)

--- Leading Scorer ---
Peggy Gay (Jr., G, 19.7 ppg)

1978-79
Record: 5-24 (1-9 OVC)
Coach: Shirley Duncan

Home: 2-10 Away: 2-13 Neutral: 1-1

Date	Opponent	W/L	EKU	OPP
11/27	TENNESSEE	L	67	91
11/29	at Indiana	W	60	56
12/1	at Northern Kentucky	L	58	89
12/4	at Morehead State*	L	77	115
12/8	vs. Western Carolina+	W	78	56
12/9	at James Madison+	L	56	57
1/5	at Kentucky	L	52	73
1/8	at Middle Tennessee*	L	61	75
1/10	at Miami (Ohio)	L(OT)	77	84
1/13	AUSTIN PEAY*	W	78	64
1/15	MURRAY STATE*	L	70	80
1/18	LOUISVILLE	L	64	79
1/20	TENNESSEE TECH*	L	84	94
1/22	KENTUCKY	L	54	76
1/24	NORTHERN KENTUCKY	L	70	77
1/27	MOREHEAD STATE*	L(OT)	86	95
1/29	at Western Kentucky*	L	66	90
2/1	at Louisville	L	68	76
2/5	WESTERN KENTUCKY*	L	62	80
2/8	MIDDLE TENNESSEE^	W	85	84
2/9	MOREHEAD STATE^	L	72	91
2/10	TENNESSEE TECH^	L	73	82
2/12	at Murray State*	W	78	71
2/14	at Dayton	L	57	74
2/17	at Ohio State	L	68	84
2/19	at Tennessee Tech*	L	59	94
2/23	at Illinois State	L	71	74
2/24	at Southern Illinois	L	53	74
3/1	vs. Northern Kentucky&	L	65	68

+ James Madison Invitational (Harrisonburg, Va.)
* Ohio Valley Conference Game
^ OVC Tournament (Richmond, Ky.)
& KWIC State Tournament (Bowling Green, Ky.)

--- Leading Scorer ---
Peggy Gay (Sr., G, 17.6 ppg)

1979-80

Record: 9-19 (1-5 OVC)

Coach: Dianne Murphy

Home: 4-9 Away: 4-8 Neutral: 1-2

Date	Opponent	W/L	EKU	OPP
11/16	vs. North Carolina+	W	62	57
11/17	at James Madison+	W	55	48
11/27	CINCINNATI	L	50	57
12/3	vs. Austin Peay&	L	65	66
12/8	at Northern Kentucky	L	66	74
12/17	at Kentucky	L	77	100
12/20	at Marshall	L	62	80
1/7	at Ohio	W	73	50
1/10	at Austin Peay*	L	50	68
1/12	at Murray State*	W	65	64
1/15	MIAMI (Ohio)	W	69	68
1/17	at Tennessee Tech*	L	60	82
1/19	WESTERN CAROLINA	W	80	63
1/22	NORTHERN KENTUCKY	L	63	67
1/24	at Morehead State*	L	52	63
1/26	WESTERN KENTUCKY*	L	56	66
1/29	KENTUCKY	L	60	92
1/31	at Middle Tennessee*	L	54	70
2/2	WESTERN KENTUCKY	L	69	77
2/5	MOREHEAD STATE	L	65	70
2/7	GEORGE MASON	W	68	61
2/9	MURRAY STATE	W	57	53
2/12	LOUISVILLE	L	51	53
2/16	DAYTON	L	58	72
2/18	at Louisville	L	57	85
2/21	at Mount St. Joseph	W	88	72
2/23	MIDDLE TENNESSEE	L	54	56
2/28	vs. Morehead State%	L	59	90

+ James Madison Invitational (Harrisonburg, Va.)
& OVC Tip-Off Tournament (Murfreesboro, Tenn.)
% KWIC State Tournament (Lexington, Ky.)

--- Leading Scorer ---
Loretta Coughlin (Sr., G, 9.6 ppg)

1980-81

Record: 16-15 (2-4 OVC)

Coach: Dianne Murphy

Home: 9-6 Away: 6-8 Neutral: 1-1

Date	Opponent	W/L	EKU	OPP
11/21	WEST VIRGINIA	W	97	69
11/24	at Campbellsville	W	98	72
11/28	vs. Akron+	W	90	56
11/29	at Kent State+	L	65	72
11/30	vs. Youngstown State+	L	64	78
12/2	at Northern Kentucky	W	71	67
12/6	DAYTON	L	68	77
12/9	MARSHALL	W	70	46
12/11	RADFORD	W	84	65
12/13	at Bellarmine	W	91	45
12/20	at Louisville	W	75	66
1/6	OHIO	W	83	72
1/8	AUSTIN PEAY*	W	74	62
1/10	MURRAY STATE*	L	74	77
1/13	LOUISVILLE	W	77	68
1/19	at Western Kentucky*	L	63	91
1/21	NORTHERN KENTUCKY	L	74	76
1/22	MOREHEAD STATE*	W(OT)	75	72
1/27	KENTUCKY	L	62	79
1/29	WESTERN KENTUCKY	W	83	75
1/31	MIDDLE TENNESSEE*	L	51	79

2/3	at Kentucky	L	60	74
2/5	at Austin Peay	L	58	70
2/7	at Murray State	W	95	75
2/10	at Cincinnati	L	60	83
2/12	MOUNT SAINT JOSEPH	W	103	74
2/14	at Youngstown State	L	76	80
2/17	TENNESSEE TECH*	L	67	87
2/19	at Morehead State	L	65	84
2/24	at Xavier	W	104	58
2/28	at Morehead State&	L	72	83

+ Kent State Holiday Classic (Kent, Ohio)
& KWIC State Tournament

--- Leading Scorer ---
Lisa Goodin (Fr., G, 18.8 ppg)

1981-82

Record: 14-16 (4-8 OVC)

Coach: Dianne Murphy

Home: 9-4 Away: 5-11 Neutral: 0-1

Date	Opponent	W/L	EKU	OPP
11/14	at Radford	L	68	71
11/20	JOHN CARROLL	W	93	36
11/24	CAMPBELLSVILLE	W	102	75
11/28	at West Virginia	W	73	65
12/4	CLEVELAND STATE+	W	76	52
12/5	SOUTH FLORIDA+	W	86	60
12/10	TENNESSEE TECH*	W	80	78
12/12	MIDDLE TENNESSEE*	L	72	77
12/19	at Marshall	W	82	61
1/4	at Florida A&M	L	78	80
1/9	WESTERN KENTUCKY*	L(2OT)	87	89
1/14	at Austin Peay*	L	72	77
1/16	at Murray State*	W	59	53
1/21	BELLARMINE	W	100	65
1/23	at Morehead State*	L	68	87
1/26	at Louisville	L	50	62
1/30	at Northern Kentucky	L	61	74
2/4	at Western Kentucky*	L	61	71
2/9	XAVIER	W	86	70
2/11	AUSTIN PEAY*	W	79	62
2/13	MURRAY STATE*	W	90	80
2/16	at Dayton	L	67	68
2/20	MOREHEAD STATE*	L	69	80
2/22	at Ohio	W	74	64
2/25	at Tennessee Tech*	L	73	92
2/27	at Middle Tennessee*	L	55	62
3/2	LOUISVILLE	L	65	72
3/9	at Tennessee-Chattanooga&	W	79	75
3/12	vs. Vanderbilt%	L	78	88
3/13	at East Tennessee%	L	50	86

+ EKV Invitational
* Ohio Valley Conference Game
& AIAW Southern Region Tournament (Chattanooga, Tenn.)
% AIAW Southern Region Tournament (Johnson City, Tenn.)

--- Leading Scorer ---
Lisa Goodin (So., G, 15.5 ppg)



1982-83

Record: 14-13 (4-6 OVC)

Coach: Dianne Murphy

Home: 8-5 Away: 5-6 Neutral: 1-2

Date	Opponent	W/L	EKU	OPP
11/23	PIKEVILLE	W	105	60
11/26	at Duke	L	57	74
12/2	BOWLING GREEN STATE	W	83	79
12/4	IUPUI	W	86	51
12/8	at Louisville	L	58	71
12/17	MURRAY STATE*	W	76	70
12/18	MIDDLE TENNESSEE*	L(OT)	69	72
12/31	vs. Oral Roberts+	L	78	81
1/2	vs. Appalachian State+	W	83	65
1/8	at Austin Peay*	W	65	64
1/11	at Xavier	W	74	65
1/15	MOREHEAD STATE*	L	65	77
1/19	DAYTON	L	52	75
1/22	at Cleveland State	L(OT)	79	81
1/27	at Tennessee Tech*	L	57	68
1/31	GEORGIA	L	54	68
2/4	AUSTIN PEAY*	W	55	54
2/5	NORTHERN KENTUCKY	W	90	61
2/8	KENTUCKY STATE	W	68	49
2/12	at Morehead State*	L	63	68
2/18	at Youngstown State	W	69	68
2/19	at Ashland	W	94	68
2/22	MARSHALL	W	88	71
2/25	TENNESSEE TECH*	L	64	68
3/4	at Murray State*	W	65	63
3/5	at Middle Tennessee*	L	66	73
3/8	vs. Murray State^	L	56	58

+ Dial Classic (Miami, Fla.)

* Ohio Valley Conference Game

^ OVC Tournament (Cookeville, Tenn.)

--- Leading Scorer ---

Lisa Goodin (Jr., G, 19.1 ppg)

1983-84

Record: 17-11 (10-4 OVC)

Coach: Dianne Murphy

Home: 9-4 Away: 6-5 Neutral: 2-2

Date	Opponent	W/L	EKU	OPP
11/21	BELLARMINE	L(OT)	72	74
11/26	at Kentucky+	L	67	77
11/27	vs. Wisconsin+	W	63	61
12/2	EVANSVILLE&	W	82	66
12/3	DUKE&	W	46	44
12/6	XAVIER	W	70	65
12/10	at Kentucky State	L	52	56
12/17	at Bowling Green State	W	60	58
12/31	vs. Wake Forest%	L	48	69
1/2	vs. Mercer%	W	50	41
1/7	at Dayton	L	60	62
1/12	TENNESSEE TECH*	L	51	62
1/14	MIDDLE TENNESSEE*	W	49	46
1/19	at Murray State*	W	61	55
1/21	at Austin Peay*	W	68	58
1/24	CLEVELAND STATE	L	67	68
1/26	at Akron*	W	66	48
1/28	at Youngstown State*	W	75	63
2/1	LOUISVILLE	W	69	55
2/4	MOREHEAD STATE*	L	50	51
2/9	AKRON*	W	71	50
2/11	YOUNGSTOWN STATE*	W	73	67

2/16	at Tennessee Tech*	L(OT)	78	81
2/18	at Middle Tennessee*	L	58	78
2/23	MURRAY STATE*	W	83	67
2/25	AUSTIN PEAY*	W	68	60
3/1	at Morehead State*	W	64	51
3/6	vs. Tennessee Tech^	L	64	70

+ University of Kentucky Dial Classic (Lexington, Ky.) & Colonel Holiday Classic

% Miami Masonic Classic (Miami, Fla.)

* Ohio Valley Conference Game

^ OVC Tournament (Murfreesboro, Tenn.)

--- Leading Scorer ---

Lisa Goodin (Sr., G, 15.5 ppg)

1984-85

Record: 18-10 (8-6 OVC)

Coach: Dianne Murphy

Home: 11-3 Away: 6-5 Neutral: 1-2

Date	Opponent	W/L	EKU	OPP
11/19	DAVIS & ELKINS	W	79	45
11/23	vs. Auburn+	L	54	71
11/24	vs. Miami (Fla.)+	W	81	74
11/28	DAYTON	W	72	59
12/1	SOUTHEAST MISSOURI	W	70	64
12/7	KENT STATE&	W	65	54
12/8	WESTERN KENTUCKY&	L	60	70
12/15	at Bellarmine	W	63	51
12/17	CAMPBELLSVILLE	W	80	63
1/2	at Western Kentucky	L	63	71
1/5	at Evansville	W	71	70
1/7	MOREHEAD STATE*	W	65	58
1/9	KENTUCKY STATE	W	78	44
1/12	at Tennessee Tech*	L	66	75
1/14	at Middle Tennessee*	L	69	77
1/19	MURRAY STATE*	W	71	55
1/21	AUSTIN PEAY*	W	72	67
1/26	AKRON*	W	71	63
1/27	YOUNGSTOWN STATE*	W	77	54
2/2	at Morehead State*	L	61	65
2/7	at Cleveland State	W	70	47
2/9	at Akron*	W	71	54
2/11	at Youngstown State*	W	80	69
2/16	TENNESSEE TECH*	L	62	67
2/18	MIDDLE TENNESSEE*	L	63	67
2/23	at Murray State*	W	82	69
2/25	at Austin Peay*	L(OT)	61	62
3/5	vs. Tennessee Tech^	L	65	72

+ Lady Sunshine Classic (Sanford, Fla.)

& Colonel Holiday Classic

* Ohio Valley Conference Game

^ OVC Tournament (Murfreesboro, Tenn.)

--- Leading Scorer ---

Tina Cottle (Sr., C, 15.5 ppg)

1985-86

Record: 8-17 (1-13 OVC)

Coach: Dianne Murphy

Home: 3-6 Away: 5-10 Neutral: 0-1

Date	Opponent	W/L	EKU	OPP
11/23	at Dayton	W	75	72
11/25	BELLARMINE	W	82	71
11/29	at Georgia State+	W(OT)	85	80
11/30	vs. Southern Mississippi+	L	59	72

12/4	at Kentucky State	W	78	57
12/6	CLEVELAND STATE	W	90	73
12/10	at Louisville	L	63	83
12/14	at Davis & Elkins	W	76	52
12/21	at Campbellsville	W	72	65
1/2	at Nebraska	L(OT)	75	80
1/5	at Kentucky	L	55	97
1/11	at Akron*	L(OT)	71	75
1/13	at Youngstown State*	L	72	82
1/18	TENNESSEE TECH*	L	52	82
1/20	MIDDLE TENNESSEE*	L	78	87
1/25	at Murray State*	L	68	89
1/27	at Austin Peay*	L	78	84
2/1	at Morehead State*	L	52	77
2/8	AUSTIN PEAY*	L	66	79
2/10	MURRAY STATE*	W	78	69
2/15	YOUNGSTOWN STATE*	L	78	86
2/17	AKRON*	L(OT)	76	77
2/22	at Middle Tennessee*	L	85	99
2/24	at Tennessee Tech*	L	70	97
3/1	MOREHEAD STATE*	L	71	81

+ Southern Invitational (Atlanta, Ga.)

* Ohio Valley Conference Game

--- Leading Scorer ---

Angela Fletcher (Sr., G, 18.0 ppg)

1986-87

Record: 9-18 (4-10 OVC)

Coach: George Cox

Home: 8-6 Away: 1-9 Neutral: 0-3

Date	Opponent	W/L	EKU	OPP
11/28	vs. Central Michigan+	L	75	101
11/29	vs. Wisconsin-Green Bay+	L	85	94
12/3	LOUISVILLE	L	85	90
12/6	at Bellarmine	L	51	77
12/9	KENTUCKY	L	56	88
12/12	ASHLAND	W	86	76
12/19	at Stetson&	L	77	79
12/20	vs. Louisiana-Lafayette&	L	71	77
12/30	PITTSBURGH	W	101	93
1/2	EAST TENNESSEE STATE	W	89	85
1/7	DAYTON	W(OT)	78	75
1/10	AKRON*	L	70	91
1/12	YOUNGSTOWN STATE*	W	81	80
1/17	at Tennessee Tech*	L	73	100
1/19	at Middle Tennessee*	L	62	84
1/24	MURRAY STATE*	L	76	78
1/26	AUSTIN PEAY*	W	83	68
1/28	WESTERN CAROLINA	W	77	69
1/31	at Morehead State*	L	54	83
2/3	at Western Kentucky	L	57	107
2/7	at Austin Peay*	W	90	80
2/9	at Murray State*	L	48	72
2/14	at Youngstown State*	L	78	91
2/16	at Akron*	L	62	65
2/21	MIDDLE TENNESSEE*	L	63	104
2/23	TENNESSEE TECH*	L	77	95
2/28	MOREHEAD STATE*	W	87	66

+ Shakey's Pizza Classic (Peoria, Ill.)

& Lady Hatter Classic (DeLand, Fla.)

* Ohio Valley Conference Game

--- Leading Scorer ---

Carla Coffey (Jr., F, 21.0 ppg)



1987-88

Record: 6-20 (5-9 OVC)

Coach: George Cox

Home: 4-8 Away: 2-10 Neutral: 0-2

Date	Opponent	W/L	EKU	OPP
12/1	at Kentucky	L	79	96
12/4	vs. Missouri-Kansas City+	L	73	94
12/5	vs. McNeese State+	L	58	82
12/12	OHIO	L	71	82
12/15	STETSON	L	81	85
12/19	at Tennessee	L	40	115
1/2	INDIANA	L	77	90
1/4	at Tennessee State*	W	72	59
1/6	at Dayton	L	62	72
1/9	at East Tennessee State	W	89	86
1/11	MOREHEAD STATE*	W	79	78
1/13	CINCINNATI	L	62	73
1/16	at Murray State*	L	69	94
1/18	at Austin Peay*	L	95	109
1/23	TENNESSEE STATE*	W	86	74
1/25	YOUNGSTOWN STATE*	L	73	88
1/28	at Louisville	L	88	108
1/30	TENNESSEE TECH*	W	85	70
1/1	MIDDLE TENNESSEE*	L	63	87
2/4	WESTERN KENTUCKY	L	65	103
2/6	at Morehead State*	L	86	93
2/13	at Middle Tennessee*	L	75	84
2/15	at Tennessee Tech*	L	66	84
2/20	AUSTIN PEAY*	W	81	71
2/22	MURRAY STATE*	L	74	101
2/27	at Youngstown State*	L	65	90

+ Ole Miss Dial Classic (Oxford, Miss.)
* Ohio Valley Conference Game

--- Leading Scorer ---

Cathy Snipes (Jr., C, 19.5 ppg)

1988-89

Record: 12-14 (5-7 OVC)

Coach: Larry Joe Inman

Home: 5-5 Away: 6-9 Neutral: 1-0

Date	Opponent	W/L	EKU	OPP
11/25	at Pittsburgh+	W	82	79
11/26	vs. Eastern Michigan+	W	69	61
11/28	LOUISVILLE	W	68	55
11/30	at Marshall	L	63	78
12/5	at Cincinnati	L	53	76
12/7	at Bowling Green State	L	74	88
1/2	at Rollins	W	84	70
1/3	at Stetson	L(3OT)	98	102
1/7	at Western Carolina	L	71	78
1/9	at Morehead State*	L	69	75
1/11	KENTUCKY	L(OT)	77	83
1/14	AUSTIN PEAY*	W	68	66
1/16	MURRAY STATE*	L(OT)	63	66
1/21	at Middle Tennessee*	W	84	65
1/23	at Tennessee State*	W	81	71
1/28	at Tennessee Tech*	L	66	90
2/1	SHAWNEE STATE	W	90	62
2/6	MOREHEAD STATE*	L	71	76
2/8	at Wright State	W	62	59
2/11	EAST TENNESSEE STATE	W	71	59
2/13	TENNESSEE TECH*	L	72	73
2/16	at Western Kentucky	L	68	96
2/18	TENNESSEE STATE*	W	74	64
2/20	MIDDLE TENNESSEE*	L	75	81

2/25	at Murray State*	L	63	101
2/27	at Austin Peay*	W	90	89

+ Pittsburgh Lady Panther Invitational (Pittsburgh, Pa.)
* Ohio Valley Conference Game

--- Leading Scorer ---

LaTonya Fleming (Sr., G, 18.2 ppg)

1989-90

Record: 12-14 (6-6 OVC)

Coach: Larry Joe Inman

Home: 6-5 Away: 5-8 Neutral: 1-1

Date	Opponent	W/L	EKU	OPP
11/25	at Auburn+	L	54	95
11/26	vs. Grambling+	L	86	95
11/30	at Southeastern Louisiana	L	73	85
12/1	vs. Nicholls State&	W	65	56
12/2	at Tulane&	W	71	68
12/9	at Louisville	L(OT)	84	85
12/11	APPALACHIAN STATE	W	76	66
1/8	SOUTHEASTERN LA.	W	67	63
1/10	MOREHEAD STATE*	W	78	60
1/13	at Austin Peay*	W	80	79
1/15	at Murray State*	W	88	86
1/20	TENNESSEE STATE*	L	64	66
1/22	at Georgia	L	90	109
1/27	TENNESSEE TECH*	L	68	88
1/29	MIDDLE TENNESSEE*	L	74	79
1/31	at Kentucky	L	59	80
2/3	WRIGHT STATE	W	84	68
2/5	at Morehead State*	W	89	82
2/10	at Middle Tennessee*	W	72	69
2/12	at Tennessee Tech*	L	63	82
2/14	MARSHALL	W	82	67
2/17	at East Tennessee State	L	83	87
2/19	at Tennessee State*	L	57	62
2/21	CINCINNATI	L	51	52
2/24	MURRAY STATE*	L	82	86
2/26	AUSTIN PEAY*	W	82	51

+ Auburn Dial Classic (Auburn, Ala.)
& Tulane Green Wave Classic (New Orleans, La.)
* Ohio Valley Conference Game

--- Leading Scorer ---

Kelly Cowan (Jr., F, 15.8 ppg)

1990-91

Record: 14-13 (7-5 OVC)

Coach: Larry Joe Inman

Home: 9-2 Away: 4-8 Neutral: 1-3

Date	Opponent	W/L	EKU	OPP
11/23	vs. Canisius+	L	63	70
11/24	vs. Chicago State+	W	78	62
12/3	UNC ASHEVILLE	W	94	68
12/5	at Wright State	W	83	45
12/7	at Missouri&	L	49	72
12/8	vs. Howard&	L	55	59
12/11	XAVIER	W	89	65
12/15	LOUISVILLE	W	71	68
1/5	at Dayton	L	75	84
1/8	at Morehead State*	L	83	84
1/12	at Tennessee Tech*	L	55	75
1/14	at Tennessee State*	L	72	80
1/19	MIDDLE TENNESSEE*	W	69	52
1/23	at Cincinnati	W	86	50

1/26	AUSTIN PEAY*	W	76	58
1/28	MURRAY STATE*	W	90	67
2/2	MOREHEAD STATE*	W	83	69
2/9	at Murray State*	L	65	90
2/11	at Austin Peay*	W	84	77
2/16	WESTERN KENTUCKY	L	57	84
2/18	at Middle Tennessee*	L	80	81
2/21	KENTUCKY	L	71	79
2/23	TENNESSEE STATE*	W	75	49
2/25	TENNESSEE TECH*	W	70	59
2/28	at UNC Asheville	W	96	80
3/1	at Appalachian State	L	72	86
3/4	vs. Middle Tennessee^	L	84	93

+ Comfort Inn Chippewa Classic (Mount Pleasant, Mich.)
& 13th Annual Missouri Mid-America Classic (Columbia, Mo.)

* Ohio Valley Conference Game

^ OVC Tournament (Cookeville, Tenn.)

--- Leading Scorer ---

Angie Cox (Jr., G, 18.6 ppg)

1991-92

Record: 20-9 (10-4 OVC)

Coach: Larry Joe Inman

Home: 12-0 Away: 5-9 Neutral: 3-0

Date	Opponent	W/L	EKU	OPP
11/22	WRIGHT STATE	W	81	54
11/23	at Western Kentucky+	L	48	80
11/24	vs. Furman+	W	88	74
11/26	at Vanderbilt	L	54	74
12/3	CINCINNATI	W	79	66
12/7	vs. Florida Atlantic&	W	80	57
12/8	at Florida State&	L	65	72
12/10	at Xavier	L	64	78
12/14	DAYTON	W	90	64
12/28	at Marshall	W	63	60
1/4	at Tennessee-Martin	W	98	59
1/8	MOREHEAD STATE*	W	82	70
1/11	TENNESSEE TECH*	W	67	64
1/13	TENNESSEE STATE*	W	82	57
1/18	at Austin Peay*	W	75	67
1/20	at Southeast Missouri*	W	79	57
1/25	at Murray State*	W	82	69
1/27	at Middle Tennessee*	L	59	69
2/3	at Morehead State*	L	83	86
2/8	MIDDLE TENNESSEE*	W	82	75
2/10	MURRAY STATE*	W	83	76
2/12	TENNESSEE-MARTIN	W	83	68
2/15	SOUTHEAST MISSOURI*	W	78	59
2/17	AUSTIN PEAY*	W	81	63
2/22	at Tennessee State*	L	85	89
2/24	at Tennessee Tech*	L	60	70
2/28	WESTERN CAROLINA	W	110	56
3/9	vs. Middle Tennessee^	W	72	67
3/10	at Tennessee Tech^	L	74	81

+ WKU BG Bank Invitational (Bowling Green, Ky.)
& FSU Dial Classic (Tallahassee, Fla.)

* Ohio Valley Conference Game

^ OVC Tournament (Cookeville, Tenn.)

--- Leading Scorer ---

Angie Cox (Sr., G, 16.8 ppg)



1992-93

Record: 12-15 (10-6 OVC)

Coach: Larry Joe Inman

Home: 6-5 Away: 5-8 Neutral: 1-2

Date	Opponent	W/L	EKU	OPP
12/1	BALL STATE	W	72	52
12/8	at Louisville	L	66	74
12/30	at Indiana State	L	77	80
1/2	vs. Brown+	W	75	59
1/3	at Florida International+	L	68	82
1/4	vs. Iowa+	L	63	67
1/9	at Tennessee Tech*	L	59	68
1/11	at Middle Tennessee*	L	62	76
1/13	at Cincinnati	L	80	82
1/16	AUSTIN PEAY*	W	100	75
1/17	TENNESSEE STATE*	W	90	85
1/23	at Murray State*	W	79	66
1/25	at Southeast Missouri*	W	66	60
1/28	at Morehead State*	W	72	60
1/30	TENNESSEE-MARTIN*	W	92	61
2/2	MARSHALL	L(OT)	80	84
2/6	at Austin Peay*	L	59	67
2/8	at Tennessee State*	W	84	65
2/11	MOREHEAD STATE*	L(OT)	106	110
2/13	MURRAY STATE*	W	108	102
2/15	SOUTHEAST MISSOURI*	W	85	58
2/18	at Kentucky	L	56	74
2/20	TENNESSEE TECH*	L	75	84
2/22	MIDDLE TENNESSEE*	L	66	80
2/24	TENNESSEE	L	58	95
2/27	at Tennessee-Martin*	W	95	76
3/8	vs. Middle Tennessee^	L	74	87

+ FIU Sun & Fun Classic (Miami, Fla.)
* Ohio Valley Conference Game
^ OVC Tournament (Cookeville, Tenn.)

--- Leading Scorer ---

Jaree Goodin (Sr., C, 16.3 ppg)

1993-94

Record: 17-9 (12-4 OVC)

Coach: Larry Joe Inman

Home: 8-2 Away: 7-5 Neutral: 2-2

Date	Opponent	W/L	EKU	OPP
11/27	at Ball State	W	66	57
11/30	THOMAS MORE	W	122	48
12/7	at Marshall	W	85	64
12/17	vs. Saint Louis+	W	82	61
12/18	vs. Bradley+	L	65	74
12/30	INDIANA STATE	L	66	72
1/2	vs. Xavier&	W	81	78
1/3	at Indiana&	L	64	81
1/8	SOUTHEAST MISSOURI*	W	74	58
1/9	MURRAY STATE*	W	91	76
1/13	at Tennessee State*	L	76	85
1/15	at Tennessee-Martin*	W	92	77
1/17	at Austin Peay*	W	84	76
1/22	MIDDLE TENNESSEE*	L	66	72
1/23	TENNESSEE TECH*	W	78	67
1/29	MOREHEAD STATE*	W	70	66
2/1	at Kentucky	L	71	99
2/5	at Murray State*	W	82	58
2/7	at Southeast Missouri*	W	83	67
2/12	AUSTIN PEAY*	W	89	76
2/13	TENNESSEE STATE*	W	83	79
2/20	TENNESSEE-MARTIN*	W	85	69

2/24	at Morehead State*	W	71	49
2/26	at Tennessee Tech*	L	60	71
2/28	at Middle Tennessee*	L	71	89
3/5	vs. Austin Peay^	L	53	64

+ Stetson Hatter Classic (DeLand, Fla.)
& Indiana University Hoosier Classic (Bloomington, Ind.)
* Ohio Valley Conference Game
^ OVC Tournament (Nashville, Tenn.)

--- Leading Scorer ---

Kim Mays (Jr., G, 21.2 ppg)

1994-95

Record: 19-9 (12-4 OVC)

Coach: Larry Joe Inman

OVC Regular Season Co-Champions

Home: 8-1 Away: 7-7 Neutral: 4-1

Date	Opponent	W/L	EKU	OPP
11/25	at Georgia Southern+	W	85	73
11/26	vs. Furman+	W	86	75
11/30	MARSHALL	W	81	65
12/2	vs. Western Michigan&	W	89	66
12/3	at Missouri&	L	71	107
12/10	at Wright State	L	60	67
12/30	vs. Mercer%	W	52	49
12/31	at Alabama-Birmingham%	L	69	77
1/3	MOREHEAD STATE*	W	85	71
1/7	at Southeast Missouri*	W	86	79
1/9	at Murray State*	W	92	59
1/14	TENNESSEE STATE*	W(OT)	75	74
1/15	AUSTIN PEAY*	W	74	69
1/21	at Middle Tennessee*	L	61	91
1/23	at Tennessee Tech*	W	71	62
1/28	TENNESSEE-MARTIN*	W	78	76
1/30	at Morehead State*	W	103	90
2/1	at Western Carolina	W	93	79
2/4	MURRAY STATE*	W	90	55
2/5	SOUTHEAST MISSOURI*	W	78	71
2/11	at Austin Peay*	L	68	70
2/13	at Tennessee State*	L	70	97
2/18	at Tennessee-Martin*	W	83	75
2/22	at Kentucky	L	67	80
2/25	TENNESSEE TECH*	L	63	64
2/26	MIDDLE TENNESSEE*	W	83	72
3/4	vs. Tennessee-Martin^	W	80	76
3/5	vs. Tennessee Tech^	L	59	63

+ OVC/Southern Conference Shootout (Statesboro, Ga.)
& Missouri Mid-America Classic (Columbia, Mo.)
% Lady Blazer Classic (Birmingham, Ala.)
* Ohio Valley Conference Game
^ OVC Tournament (Nashville, Tenn.)

--- Leading Scorer ---

Kim Mays (Sr., G, 25.7 ppg)

1995-96

Record: 11-16 (7-9 OVC)

Coach: Larry Joe Inman

Home: 8-4 Away: 1-11 Neutral: 2-1

Date	Opponent	W/L	EKU	OPP
11/24	GEORGIA SOUTHERN+	L	90	93
11/25	EAST TENNESSEE STATE+	W	69	58
11/27	at Marshall	L	61	77
11/29	WESTERN CAROLINA	W	78	67
12/1	vs. Marquette&	W	72	70

12/2	at Indiana&	L	69	86
12/5	WRIGHT STATE	L	63	66
1/3	at Vanderbilt	L	55	97
1/6	SOUTHEAST MISSOURI*	W	79	73
1/13	at Murray State*	W	72	53
1/15	at Tennessee-Martin*	L	67	70
1/20	AUSTIN PEAY*	L	72	75
1/21	MIDDLE TENNESSEE*	L	55	74
1/24	at Morehead State*	L	53	58
1/27	at Tennessee State*	L	62	67
1/29	at Tennessee Tech*	L	67	74
2/5	at Southeast Missouri*	L	82	90
2/8	MOREHEAD STATE*	W	79	52
2/10	TENNESSEE-MARTIN*	W	69	60
2/11	MURRAY STATE*	W	89	41
2/17	at Middle Tennessee*	L	67	80
2/19	at Austin Peay*	L	67	78
2/24	TENNESSEE TECH*	W	70	51
2/25	TENNESSEE STATE*	W	87	85
2/27	at Kentucky	L	62	68
3/2	vs. Tennessee Tech^	W	68	56
3/3	vs. Austin Peay^	L	53	64

+ OVC/Southern Conference Shootout
& Indiana University Full-O-Pep Classic (Bloomington, Ind.)
* Ohio Valley Conference Game
^ OVC Tournament (Nashville, Tenn.)

--- Leading Scorer ---

Samantha Young (Sr., G, 16.0 ppg)

1996-97

Record: 24-6 (16-2 OVC)

Coach: Larry Joe Inman

OVC Regular Season Champions

OVC Tournament Champions

NCAA Tournament

Home: 11-1 Away: 10-4 Neutral: 3-1

Date	Opponent	W/L	EKU	OPP
11/22	vs. Georgia Southern+	W	74	46
11/23	at East Tennessee State+	W	59	58
11/25	MARSHALL	W	86	65
11/29	at Louisiana Tech&	L	46	87
11/30	vs. Florida International&	L	66	67
12/4	at Wright State	W	76	51
12/7	AUSTIN PEAY*	L	53	59
12/30	at Detroit Mercy	L	54	71
1/4	MIDDLE TENNESSEE*	W	91	73
1/5	TENNESSEE TECH*	W	75	72
1/11	at Southeast Missouri*	W	71	55
1/13	at Eastern Illinois*	W	79	69
1/16	at Morehead State*	W	92	57
1/18	MURRAY STATE*	W	71	45
1/19	TENNESSEE-MARTIN*	W	77	61
1/25	at Austin Peay*	W	69	55
1/27	at Tennessee State*	W	74	72
2/1	at Tennessee Tech*	L	77	82
2/2	at Middle Tennessee*	W	70	61
2/5	KENTUCKY	W	67	62
2/8	EASTERN ILLINOIS*	W	62	52
2/9	SOUTHEAST MISSOURI*	W	81	44
2/13	MOREHEAD STATE*	W	66	61
2/15	at Tennessee-Martin*	W	77	69
2/17	at Murray State*	W	60	58
2/22	TENNESSEE STATE*	W	62	57
2/25	TENNESSEE STATE^	W	69	60
2/28	vs. Morehead State^	W	67	47



3/1	vs. Tennessee Tech [^]	W	69	65
3/14	at Georgia#	L	55	91
<i>+ OVC/Southern Conference Shootout (Johnson City, Tenn.)</i>				
<i>& 1st Annual Greater Shreveport Shootout (Shreveport, La.)</i>				
<i>* Ohio Valley Conference Game</i>				
<i>[^] OVC Tournament (Nashville, Tenn.)</i>				
<i># NCAA Tournament (Athens, Ga.)</i>				

--- Leading Scorer ---

Chrissy Roberts (Jr., G, 13.5 ppg)

1997-98

Record: 20-8 (15-3 OVC)

Coach: Larry Joe Inman

OVC Regular Season Co-Champions

Home: 9-2 Away: 8-4 Neutral: 3-2

Date	Opponent	W/L	EKU	OPP
11/15	at Marshall	W(OT)	97	90
11/17	DETROIT MERCY	L	76	79
11/21	vs. East Tennessee State+	W	71	58
11/22	vs. Georgia Southern+	W	80	67
12/6	at Tennessee-Martin*	W	64	58
12/8	at Murray State*	W	71	56
12/11	at Miami (OH)	L	59	70
12/20	vs. Jackson State&	L	75	79
12/21	vs. Western Carolina&	W	84	66
1/3	EASTERN ILLINOIS*	L	65	66
1/5	SOUTHEAST MISSOURI*	W	97	58
1/10	at Tennessee State*	L	67	77
1/12	at Austin Peay*	W	85	62
1/14	MURRAY STATE*	W	69	56
1/17	at Morehead State*	W	87	70
1/24	TENNESSEE TECH*	W(3OT)	97	92
1/26	MIDDLE TENNESSEE*	W(OT)	80	79
1/31	at Southeast Missouri*	W	86	77
2/2	at Eastern Illinois*	W	65	49
2/4	TENNESSEE-MARTIN*	W	78	72
2/7	TENNESSEE STATE*	W	81	72
2/9	AUSTIN PEAY*	W	72	61
2/14	MOREHEAD STATE*	W	73	61
2/17	at Kentucky	L	60	76
2/19	at Middle Tennessee*	W	63	61
2/21	at Tennessee Tech*	L	71	81
2/24	SOUTHEAST MISSOURI [^]	W	92	75
2/28	vs. Middle Tennessee [^]	L	62	72

+ OVC/Southern Conference Shootout (Clarksville, Tenn.)

& Lady Blazer Classic (Birmingham, Ala.)

** Ohio Valley Conference Game*

[^] OVC Tournament (Nashville, Tenn.)

--- Leading Scorer ---

Chrissy Roberts (Sr., G, 15.1 ppg)

1998-99

Record: 11-16 (8-10 OVC)

Coach: Larry Joe Inman

Home: 7-4 Away: 4-11 Neutral: 0-1

Date	Opponent	W/L	EKU	OPP
11/18	at Kansas State	L	68	102
11/21	MIAMI (Ohio)	W	83	69
11/28	at Xavier	L	89	105
12/3	TENNESSEE-MARTIN*	L	77	88
12/5	MURRAY STATE*	W	83	71
12/12	at Coastal Carolina	W	74	68
12/13	at Wofford	W(OT)	83	82

12/28	at Louisville+	L	49	87
12/29	vs. Kent State+	L	56	95
1/2	at Southeast Missouri*	L(OT)	93	101
1/4	at Eastern Illinois*	W	72	62
1/7	TENNESSEE STATE*	W	72	58
1/9	AUSTIN PEAY*	W	88	70
1/12	at Tennessee-Martin*	L	74	83
1/16	MOREHEAD STATE*	W	76	72
1/21	at Tennessee Tech*	W	76	71
1/23	at Middle Tennessee*	L	68	94
1/25	SOUTHEAST MISSOURI*	W	62	61
1/30	EASTERN ILLINOIS*	W	74	73
2/2	at Murray State*	L	55	77
2/4	at Tennessee State*	L	60	70
2/6	at Austin Peay*	L	54	74
2/13	at Morehead State*	L(OT)	99	103
2/16	KENTUCKY	L	47	87
2/18	TENNESSEE TECH*	L	69	86
2/20	MIDDLE TENNESSEE*	L	71	81
2/23	at Tennessee-Martin [^]	L	87	102

+ University of Louisville Seelbach Tournament (Louisville, Ky.)

** Ohio Valley Conference Game*

[^] OVC Tournament

--- Leading Scorer ---

Charlotte Sizemore (So., F, 17.6 ppg)

1999-00

Record: 13-15 (10-8 OVC)

Coach: Larry Joe Inman

Home: 8-5 Away: 3-10 Neutral: 2-0

Date	Opponent	W/L	EKU	OPP
11/20	WOFFORD+	L	84	100
11/21	COL. OF CHARLESTON+	W	87	56
11/24	at Miami (Fla.)&	L	66	83
11/26	vs. Hartford&	W	96	86
11/27	at Florida International&	L	55	85
11/30	BELMONT	L	74	81
12/4	at Morehead State*	W	94	91
12/11	XAVIER	L	83	94
12/18	at UNC Wilmington%	L	59	64
12/19	vs. North Carolina A&T%	W	88	57
1/6	MIDDLE TENNESSEE*	W	90	70
1/8	TENNESSEE TECH*	L	72	88
1/13	at Austin Peay*	W	81	78
1/15	at Tennessee State*	W	80	74
1/18	MOREHEAD STATE*	W	82	67
1/20	MURRAY STATE*	L(OT)	67	72
1/22	TENNESSEE-MARTIN*	W	89	83
1/27	at Eastern Illinois*	L(OT)	95	102
1/29	at Southeast Missouri*	L	66	87
2/3	at Middle Tennessee*	L	74	82
2/5	at Tennessee Tech*	L	54	87
2/10	AUSTIN PEAY*	W	91	79
2/12	TENNESSEE STATE*	W	74	61
2/17	at Murray State*	L	83	94
2/19	at Tennessee-Martin*	L	70	92
2/24	EASTERN ILLINOIS*	W	79	72

2/26	SOUTHEAST MISSOURI* W(OT)	91	86	
2/29	at Murray State [^]	L	61	67
<i>+ EKU Comfort Inn Tip-off Classic</i>				
<i>& Miami/FIU Thanksgiving Classic</i>				
<i>% UNCW Holiday Inn Beach Blast (Wilmington, N.C.)</i>				
<i>* Ohio Valley Conference Game</i>				
<i>[^] OVC Tournament</i>				

--- Leading Scorer ---

Marla Gearhart (Sr., G, 19.6 ppg)

2000-01

Record: 22-6 (14-2 OVC)

Coach: Larry Joe Inman

Home: 11-2 Away: 8-1 Neutral: 3-3

Date	Opponent	W/L	EKU	OPP
11/18	vs. Texas A&M+	L	88	96
11/19	vs. Glenville State+	W	116	80
11/21	BOWLING GREEN STATE	W	89	61
11/28	at Belmont	W	87	82
12/1	vs. Memphis&	L	66	89
12/2	vs. Iona&	W	81	71
12/6	WEST VIRGINIA TECH	W	119	63
12/16	vs. UNC Wilmington%	L	70	87
12/17	vs. Radford%	W	92	79
12/29	CHARLESTON SOUTHERN@	W	81	64
12/30	LIPSCOMB@	W	85	72
1/4	at Tennessee Tech*	L	72	79
1/11	TENNESSEE STATE*	W	107	96
1/13	AUSTIN PEAY*	W	92	77
1/16	at Morehead State*	W	85	79
1/18	at Tennessee-Martin*	W	86	68
1/20	at Murray State*	W	85	63
1/27	EASTERN ILLINOIS*	W	84	60
1/29	SOUTHEAST MISSOURI*	W	89	82
2/1	TENNESSEE TECH*	L	66	84
2/5	MOREHEAD STATE*	W	99	78
2/8	at Tennessee State*	W	106	99
2/10	at Austin Peay*	W	89	84
2/15	TENNESSEE-MARTIN*	W	81	73
2/17	MURRAY STATE*	W	88	73
2/22	at Southeast Missouri*	W	91	82
2/24	at Eastern Illinois*	W	91	67
2/27	MOREHEAD STATE [^]	L	89	92

+ Morehead State Tip-Off Classic (Morehead, Ky.)

& Gene Hackerman Rice Invitational (Houston, Texas)

% Cincinnati Invitational Tournament (Cincinnati, Ohio)

@ EKU Comfort Suites Classic

** Ohio Valley Conference Game*

[^] OVC Tournament

--- Leading Scorer ---

Candice Finley (Sr., F, 13.0 ppg)

2001-02

Record: 23-8 (13-3 OVC)

Coach: Larry Joe Inman

OVC Regular Season Co-Champions

Home: 11-2 Away: 9-5 Neutral: 3-1

Date	Opponent	W/L	EKU	OPP
11/9	at Vanderbilt+	L	62	91
11/20	LIPSCOMB	W	77	68
11/27	at Bowling Green State	W	83	63
12/1	vs. Elon&	W	75	58
12/2	vs. High Point&	W	81	52



12/7	at Florida International	L	63	90
12/8	at Florida Atlantic	W	103	92
12/14	vs. Valparaiso%	W	70	55
12/15	at Iowa State%	L	75	86
12/29	IPFW@	W	93	74
12/30	MARSHALL@	W	88	43
1/3	TENNESSEE TECH*	W	71	64
1/5	TENNESSEE STATE*	W	91	71
1/10	at Southeast Missouri*	W	94	67
1/12	at Eastern Illinois*	W	91	72
1/19	at Morehead State*	W	90	78
1/21	AUSTIN PEAY*	W	102	82
1/24	TENNESSEE-MARTIN*	W	90	77
1/26	MURRAY STATE*	L	70	75
2/2	at Austin Peay*	L	70	72
2/4	at Tennessee Tech*	W	73	68
2/7	EASTERN ILLINOIS*	W	90	55
2/9	SOUTHEAST MISSOURI*	W	82	73
2/11	at Tennessee State*	W	84	68
2/16	MOREHEAD STATE*	W	85	74
2/21	at Murray State*	W	74	58
2/23	at Tennessee-Martin*	L(OT)	78	82
2/26	MURRAY STATE^	W	76	59
3/2	vs. Austin Peay^	L(OT)	77	78
3/13	at Missouri State#	W(OT)	72	65
3/17	ALABAMA#	L	77	99

+ Preseason WNIT

& Morehead State Tip-off Classic (Morehead, Ky.)

% Iowa State Cyclone Classic (Ames, Iowa)

@ EKU Comfort Suites Classic

* Ohio Valley Conference Game

^ OVC Tournament (Louisville, Ky.)

WNIT

--- Leading Scorer ---

Charlotte Sizemore (Sr., F, 12.7 ppg)

2002-03

Record: 18-11 (10-6 OVC)

Coach: Larry Joe Inman

Home: 7-5 Away: 7-5 Neutral: 4-1

Date	Opponent	W/L	EKU	OPP
11/22	vs. Binghamton+	W	75	67
11/23	vs. West Virginia Wesleyan+	W	110	59
11/26	vs. Indiana&	L	49	61
11/27	at Alaska-Anchorage&	L	74	77
12/1	at Marshall	W	95	73
12/3	at Lipscomb	W	78	73
12/5	CINCINNATI	L	78	91
12/17	at Pittsburgh	L	68	78
12/20	vs. Grambling%	W	87	82
12/21	vs. Troy University%	W	82	71
12/29	SAMFORD@	W	65	44
12/30	JACKSONVILLE STATE@	W	93	71
1/4	at Tennessee State*	W	105	83
1/6	at Tennessee Tech*	W	80	71
1/11	EASTERN ILLINOIS*	W	78	67
1/13	SOUTHEAST MISSOURI*	W	88	77
1/18	MOREHEAD STATE*	W	85	73
1/25	at Murray State*	W	69	60
1/27	at Tennessee-Martin*	L	62	70
2/1	AUSTIN PEAY*	L(OT)	68	69
2/8	at Southeast Missouri*	W	81	75
2/10	at Eastern Illinois*	W	78	59
2/13	TENNESSEE STATE*	W	82	77
2/15	TENNESSEE TECH*	W	72	63

2/17	at Morehead State*	L	80	86
2/22	TENNESSEE-MARTIN*	L	80	88
2/24	MURRAY STATE*	L	68	71
2/27	at Austin Peay*	L	73	89
3/4	TENNESSEE TECH^	L	65	67

+ Morehead State Tip-off Classic (Morehead, Ky.)
& Cars/Safeway Great Alaska Shootout (Anchorage, Ala.)
% UAB Lady Blazer Invitational (Birmingham, Ala.)

@ EKU Comfort Suites Classic

* Ohio Valley Conference Game

^ OVC Tournament

--- Leading Scorer ---

Katie Kelly (Jr., G, 15.8 ppg)

2003-04

Record: 15-15 (9-7 OVC)

Coach: Larry Joe Inman

Home: 8-3 Away: 4-8 Neutral: 3-4

Date	Opponent	W/L	EKU	OPP
11/22	vs. Gardner-Webb+	W	69	59
11/23	vs. Miami (Fla.)+	L	81	90
11/28	at Memphis&	L	65	78
11/29	vs. Nebraska&	L	75	78
12/1	at Wright State	W	74	69
12/5	vs. Baylor%	L	75	96
12/6	vs. Stephen F. Austin%	W	84	73
12/17	WESTERN CAROLINA	W	93	71
12/29	BOWLING GREEN STATE@	L	57	70
12/30	GEORGIA@	L	60	92
1/5	at Cincinnati	L	51	83
1/8	TENNESSEE-MARTIN*	W	63	56
1/10	MURRAY STATE*	W	75	74
1/15	AUSTIN PEAY*	L	61	67
1/17	TENNESSEE TECH*	W	75	69
1/22	at Jacksonville State*	L	53	75
1/24	at Samford*	W	92	82
1/29	at Murray State*	L	56	81
1/31	at Tennessee-Martin*	L	55	66
2/5	at Morehead State*	W	74	63
2/9	TENNESSEE STATE*	W	66	43
2/12	SAMFORD*	W	64	48
2/14	JACKSONVILLE STATE*	W	85	80
2/19	at Southeast Missouri*	L	78	88
2/21	at Eastern Illinois*	L	64	66
2/26	MOREHEAD STATE*	W	60	45
2/28	at Austin Peay*	L	61	73
3/2	at Jacksonville State^	W	65	63
3/5	vs. Tennessee Tech^	W	85	74
3/6	vs. Austin Peay^	L	51	65

+ Morehead State Tip-off Classic (Morehead, Ky.)
& Lady Tiger Kroger Classic (Memphis, Tenn.)
% Gene Hackerman Rice Invitational (Houston, Texas)

@ EKU Comfort Suites Classic

* Ohio Valley Conference Game

^ OVC Tournament (Nashville, Tenn.)

--- Leading Scorer ---

Katie Kelly (Sr., G, 17.0 ppg)

2004-05

Record: 23-8 (15-1 OVC)

Coach: Larry Joe Inman

OVC Regular Season Champions

OVC Tournament Champions

NCAA Tournament

Home: 13-0 Away: 7-5 Neutral: 3-3

Date	Opponent	W/L	EKU	OPP
11/19	RADFORD+	W	65	52
11/20	GEORGIA SOUTHERN+	W	62	47
11/22	at Western Carolina	L	60	73
11/26	at Florida State&	L	53	70
11/27	vs. Appalachian State&	W	69	64
12/5	at Missouri State	L	81	91
12/9	at Indiana State	L	64	91
12/18	vs. Iowa State%	L	76	88
12/19	vs. Northern Arizona%	L	64	85
12/29	SOUTHERN UNIVERSITY@	W	80	64
12/30	LONGWOOD@	W	56	46
1/6	at Tennessee-Martin*	W	68	67
1/8	at Murray State*	W	88	78
1/13	at Austin Peay*	W	54	50
1/15	at Tennessee Tech*	L	57	65
1/20	JACKSONVILLE STATE*	W	75	63
1/22	SAMFORD*	W	61	55
1/27	MURRAY STATE*	W	85	73
1/29	TENNESSEE-MARTIN*	W	73	63
2/1	MOREHEAD STATE*	W	79	57
2/3	at Tennessee State*	W	60	58
2/10	at Samford*	W	63	45
2/12	at Jacksonville State*	W	63	61
2/17	SOUTHEAST MISSOURI*	W	66	62
2/19	EASTERN ILLINOIS*	W	80	61
2/24	at Morehead State*	W	85	64
2/26	AUSTIN PEAY*	W	87	79
3/1	MURRAY STATE^	W	94	69
3/4	vs. Jacksonville State^	W	62	60
3/5	vs. Southeast Missouri^	W(2OT)	84	73
3/19	vs. Arizona State#	L	65	87

+ Comfort Suites Tip-Off Tournament (Richmond, Ky.)

& Seminole Classic (Tallahassee, Fla.)

% UNLV Duel in the Desert (Las Vegas, Nev.)

@ EKU Comfort Suites Classic

* Ohio Valley Conference Game

^ OVC Tournament (Nashville, Tenn.)

NCAA Tournament (Fresno, Calif.)

--- Leading Scorer ---

Miranda Eckerle (Sr., F, 15.7 ppg)

2005-06

Record: 7-20 (7-13 OVC)

Coach: Larry Joe Inman

Home: 4-8 Away: 3-11 Neutral: 0-1

Date	Opponent	W/L	EKU	OPP
11/19	BELMONT	L(OT)	82	86
11/21	at Ohio State	L	38	85
11/25	vs. Louisville+	L	45	75
11/26	at Middle Tennessee+	L	66	77
11/29	at East Tennessee State	L	74	81
12/1	TENNESSEE-MARTIN*	W	60	58
12/6	at Xavier	L	49	82
12/8	at Murray State*	W	75	70
12/10	at Austin Peay*	W	64	61
12/20	INDIANA STATE	L	81	96
12/22	EASTERN ILLINOIS*	L	71	78



1/2	at Southeast Missouri*	L	78	84
1/5	TENNESSEE TECH*	L	61	72
1/12	at Morehead State*	L	58	62
1/14	at Eastern Illinois*	L	76	85
1/19	JACKSONVILLE STATE*	W	87	77
1/21	SAMFORD*	L	68	71
1/26	at Tennessee State*	W	68	63
1/30	at Tennessee-Martin*	L	49	58
2/4	at Tennessee Tech*	L	48	73
2/6	MOREHEAD STATE*	W	67	60
2/9	MURRAY STATE*	L	71	79
2/11	SOUTHEAST MISSOURI* L(OT)	86	87	
2/16	at Jacksonville State*	L	77	79
2/18	at Samford*	L	59	75
2/23	AUSTIN PEAY*	L	55	69
2/25	TENNESSEE STATE*	W	78	68

+ MTSU Classic (Murfreesboro, Tenn.)
* Ohio Valley Conference Game

--- Leading Scorer ---

Laura Shelton (Sr., G, 13.5 ppg)

2006-07

Record: 12-18 (9-11 OVC)

Coach: Larry Joe Inman

Home: 6-6 Away: 4-10 Neutral: 2-2

Date	Opponent	W/L	EKU	OPP
11/11	OHIO VALLEY UNIVERSITY	W	97	39
11/17	vs. Oklahoma+	L	79	92
11/18	vs. Georgetown+	L	77	79
11/24	vs. Louisiana Tech&	W	86	84
11/25	at Southern Mississippi&	L	76	81
11/28	at Belmont	L	61	68
12/2	vs. Western Carolina%	W	83	66
12/3	at Tennessee-Chattanooga%	L	52	81
12/7	MURRAY STATE*	L	75	89
12/9	AUSTIN PEAY*	W	69	55
12/18	at Eastern Illinois*	L	77	86
12/20	at Tennessee-Martin*	W	55	50
12/30	EAST TENNESSEE STATE	L	73	83
1/2	SOUTHEAST MISSOURI*	L	62	64
1/4	at Tennessee Tech*	L	50	84
1/11	MOREHEAD STATE*	L(2OT)	88	91
1/13	EASTERN ILLINOIS*	W	78	69
1/18	at Jacksonville State*	W	80	70
1/20	at Samford*	L	56	59
1/25	TENNESSEE STATE*	W	88	49
1/29	TENNESSEE-MARTIN*	W	64	49
2/1	at Morehead State*	L	72	82
2/4	TENNESSEE TECH*	L	64	65
2/8	at Murray State*	L	62	75
2/10	at Southeast Missouri*	L	72	73
2/15	JACKSONVILLE STATE*	W	85	73
2/17	SAMFORD*	L	51	62
2/22	at Austin Peay*	W	76	69
2/24	at Tennessee State*	W	80	71
2/27	at Murray State^	L	66	68

+ Waikiki Beach Marriott Classic (Honolulu, Hawaii)
& Southern Miss La Quinta Inn Lady Eagle Classic (Hattiesburg, Miss.)
% Chattanooga Courtyard Classic (Chattanooga, Tenn.)

* Ohio Valley Conference Game

^ OVC Tournament

--- Leading Scorer ---

Crystal Jones (Jr., G, 16.1 ppg)

2007-08

Record: 14-14 (9-11 OVC)

Coach: Larry Joe Inman

Home: 7-4 Away: 4-8 Neutral: 3-2

Date	Opponent	W/L	EKU	OPP
11/17	WEST VIRGINIA TECH	W	90	59
11/23	vs. Valparaiso+	W	66	64
11/24	at Florida Gulf Coast+	W	74	56
12/1	vs. Syracuse&	L	67	88
12/2	vs. Alabama State&	W	85	71
12/6	at Murray State*	L	66	77
12/8	at Austin Peay*	W(OT)	68	66
12/19	TENNESSEE-MARTIN*	W	64	54
12/21	EASTERN ILLINOIS*	L(OT)	86	91
12/29	vs. High Point%	L	63	76
12/30	vs. Penn%	W	100	62
1/5	TENNESSEE TECH*	W	74	62
1/10	at Morehead State*	L	50	77
1/12	at Eastern Illinois*	L(OT)	81	86
1/17	JACKSONVILLE STATE*	W	92	71
1/19	SAMFORD*	W	72	45
1/24	at Tennessee State*	L	85	104
2/2	at Tennessee Tech*	L	64	77
2/7	MURRAY STATE*	W	79	76
2/9	SOUTHEAST MISSOURI*	L	67	72
2/14	at Jacksonville State*	W	104	75
2/16	at Samford*	L	48	71
2/21	at Tennessee-Martin*	W	68	53
2/23	at Southeast Missouri*	L	52	68
2/26	MOREHEAD STATE*	L	65	68
2/28	AUSTIN PEAY*	W	62	55
3/1	TENNESSEE STATE*	L	66	68
3/4	at Samford^	L	56	69

+ Florida Gulf Coast Thanksgiving Classic (Fort Myers, Fla.)
& Louisiana-Monroe Taco Bell Warhawk Classic (Monroe, La.)
% Saint Peter's College Holiday Tournament (Jersey City, N.J.)

* Ohio Valley Conference Game

^ OVC Tournament

--- Leading Scorer ---

Crystal Jones (Sr., G, 15.8 ppg)

2008-09

Record: 7-20 (4-14 OVC)

Coach: Chrissy Roberts

Home: 5-9 Away: 2-11 Neutral: 0-0

Date	Opponent	W/L	EKU	OPP
11/14	OHIO VALLEY UNIVERSITY	W	83	53
11/16	at Chicago State	W	71	61
11/19	at Vanderbilt	L	38	80
11/23	WESTERN KENTUCKY	L	54	80
11/25	WRIGHT STATE	L	47	53
12/4	MURRAY STATE*	L	61	73
12/6	TENNESSEE-MARTIN*	W	58	52
12/13	HOUSTON BAPTIST	L	69	81
12/22	at Oklahoma State	L	35	90
12/30	BLUEFIELD STATE	W	70	37
1/3	at Tennessee State*	L	52	61
1/5	at Austin Peay*	L	66	70
1/8	JACKSONVILLE STATE*	W	67	62
1/10	TENNESSEE TECH*	W	66	50
1/15	at Eastern Illinois*	L	44	78
1/17	at Southeast Missouri*	L	54	71
1/19	at SIU Edwardsville	L	44	54
1/24	at Morehead State*	L	46	63
1/27	AUSTIN PEAY*	L	51	67

1/31	TENNESSEE STATE*	L	56	67
2/5	at Tennessee Tech*	L	64	82
2/7	at Jacksonville State*	L	55	73
2/12	SOUTHEAST MISSOURI*	L	56	66
2/14	EASTERN ILLINOIS*	L	59	70
2/21	MOREHEAD STATE*	L	48	70
2/26	at Tennessee-Martin*	W	63	60
2/28	at Murray State*	L	60	80

* Ohio Valley Conference Game

--- Leading Scorer ---

Kayla Drake (Fr., G, 16.0 ppg)

2009-10

Record: 12-17 (8-10 OVC)

Coach: Chrissy Roberts

Home: 5-8 Away: 5-9 Neutral: 2-0

Date	Opponent	W/L	EKU	OPP
11/14	at Western Kentucky	L	54	75
11/19	at Wright State	L	44	65
11/21	FLORIDA ATLANTIC	L	58	66
11/27	vs. Towson University+	W	54	50
11/28	vs. Bethune-Cookman+	W	66	65
12/3	at Murray State*	W	58	54
12/5	at Tennessee-Martin*	W	56	53
12/8	at West Virginia	L	40	60
12/11	DAVIS & ELKINS	W	69	58
12/18	at Cincinnati	L	49	62
12/22	CENTRAL ARKANSAS	L	47	52
1/2	TENNESSEE STATE*	W	64	56
1/4	AUSTIN PEAY*	W(OT)	61	54
1/7	at Jacksonville State*	W	79	67
1/9	at Tennessee Tech*	L	47	75
1/14	EASTERN ILLINOIS*	L	50	60
1/16	SOUTHEAST MISSOURI*	L	41	43
1/20	SIU EDWARDSVILLE	W	58	53
1/23	MOREHEAD STATE*	L	58	59
1/28	at Austin Peay*	L	57	68
1/31	at Tennessee State*	L	54	61
2/4	TENNESSEE TECH*	W	61	60
2/6	JACKSONVILLE STATE*	L(OT)	46	49
2/11	at Southeast Missouri*	W	50	45
2/13	at Eastern Illinois*	L	41	69
2/20	at Morehead State*	W	79	67
2/25	TENNESSEE-MARTIN*	L	54	62
2/27	MURRAY STATE*	L	64	79
3/2	at Tennessee-Martin^	L	47	51

+ East Carolina Lady Pirate Invitational (Greenville, N.C.)

* Ohio Valley Conference Game

^ OVC Tournament

--- Leading Scorer ---

Alex Jones (Fr., F, 12.0 ppg)



Beth DeBauche
Commissioner



Brad Walker
Associate Commissioner-Operations



Matthew Banker
Asst. Commissioner-Institutional Services



Jennifer Gibbs
Asst. Commissioner-Championships



Brian Pulley
Asst. Commissioner-External Affairs

Entering its 63rd year, the Ohio Valley Conference continues to build on the success that has made it the nation's eighth-oldest NCAA Division I conference. For only the second time in a decade, the Conference expanded by adding Southern Illinois University Edwardsville as the league's 11th member in 2008. The move expanded the OVC's geographical footprint to the St. Louis market and marked the first change in membership since expanding to the state of Alabama (Jacksonville State, Samford) in 2003.

The 2009-10 school year saw a change in leadership as Beth DeBauche was named the seventh full-time Commissioner in league history on July 28. She is currently one of just five females to be the head of a Division I conference, and one of just eight to lead a Division I conference all-time. The last three commissioners of the OVC have moved onto jobs as the commissioner of the Big Ten, Big 12 and the Mid-American Conferences.

The OVC's proud history past dates back to 1948, but seeds for the new league were actually planted in 1941. It was then that Roy Stewart, the athletics director at Murray State, Charles (Turkey) Hughes, the athletics director at Eastern Kentucky, and Kelly Thompson, the public relations director at Western Kentucky, first broached the idea of forming a new conference. Discussions were put on hold by World War II, but reemerged Feb. 27-28, 1948 at the Kentucky Hotel in Louisville as the three original institutions combined with Morehead State, Louisville and Evansville to form the OVC.

In the 1950s, the OVC became a pioneer on a much more significant scale socially. During times of racial segregation, league member Morehead State became one of the first non-traditionally black mid-southern institutions to accept a black student. In 1958, Marshall Banks earned athletically-related aid at Morehead, which signed a second black athlete, Howard Murphy, a year later. In 1961, Murphy earned all-conference recognition as a halfback in football. With racial barriers broken, the rest of the institutions in the league began to provide educational and athletic opportunities to African-Americans.

In the late 1970s, women's athletics began somewhat of a rebirth on the national scene as the NCAA began sponsoring and marketing women's sports. Recognizing the need to provide increased opportunities for female athletes, the OVC established women's championships in the sports of basketball, tennis and track in 1977, with cross country and volleyball added over the next four years. Those sports were initially governed by the Association of Intercollegiate Athletics for Women (AIAW), but the overall strength of women's programs in the league was demonstrated by the automatic bids the OVC instantly received when the NCAA became the governing body in 1982.

Women's basketball in the OVC has been dominated by Tennessee Tech, which has won or shared 16 regular-season titles and owns nine OVC Tournament crowns. In fact, the Golden Eagles have reached the championship game of the OVC Tournament 19 times in the past 29 years. Although Tennessee Tech remains the standard-bearer, four other teams have won 13 of the last 17 OVC Tournaments. Murray State became the latest program to add its name to the list, capturing its first OVC Tournament title in 2008. Austin Peay leads the quartet with seven crowns including four straight from 2000-03 and back-to-back titles in 2009 and 2010, while Tennessee State, Eastern Kentucky and Southeast Missouri each have won titles during that span.

Several coaches have made their mark in the relatively short history of OVC women's basketball. Former Tennessee Tech coach Marynell Meadors posted an amazing 363-139 (72.3%) record at Tech, becoming the first woman

in NCAA or AIAW history to win 300 games at the same institution, while former Tennessee State skipper Teresa Phillips earned National Coach of the Year honors from USA Today in 1990 for turning around the Lady Tigers' program before going on to lead TSU to the NCAA Tournament in 1994 and 1995. Tennessee Tech coach Bill Worrell capped a stellar 20-year career in 2005-06 and was inducted into the OVC Hall of Fame in 2007; he compiled a 408-190 record while leading the Golden Eagles to an unprecedented 16 OVC regular-season titles and eight NCAA Tournament appearances, including five straight from 1989-93. Eastern Kentucky's Larry Joe Inman, who retired at the conclusion of the 2007-08 season and was inducted into the OVC Hall of Fame in 2009, won more than 100 games at both Middle Tennessee and EKV, and earned OVC Coach of the Year honors a record eight times - five times at EKV and three at MTSU. He finished his career with 480 career victories.

Many great players have graced the hardwood over the years, including former OVC Players of the Year Brooke Armistead and Gerlonda Hardin from Austin Peay, Pam Chambers, Jerilynn Harper, Cheryl Taylor, Angela Moorehead, Roschelle Vaughn, Diane Seng, Janet Holt and Emily Christian from Tennessee Tech; Morehead State's Donna Murphy and Priscilla Blackford; Eastern Kentucky's Kim Mays; Southeast Missouri's Gray C. Harris; and most recently Murray State's Ashley Hayes who was the OVC Player of the Year in 2007-08 and 2008-09.

The league also had another historical moment in November 2008 when the NCAA awarded Nashville the 2014 NCAA Women's Division I Final Four. The OVC will serve as the host of the prestigious event, which is one of the biggest sporting events the city of Nashville can host. The event will be held at Bridgestone Arena in downtown Nashville.

Some of the greatest players in professional sports were educated at OVC institutions. The list includes former greats such as football's Phil Simms (Morehead State), basketball's Clem Haskins (Western Kentucky) and Bubba Wells (Austin Peay) and two-sport star Steve Hamilton (Morehead State) to present-day standouts like basketball player Trenton Hassell (Austin Peay), football player Tony Romo (Eastern Illinois) and baseball players George Sherrill (Austin Peay) and Jon Rauch (Morehead State). Hamilton is the only athlete to ever play in the NCAA Basketball Championship, a Major League Baseball World Series (New York Yankees)

OVC All-Time Member List

University of Akron	1978-87
Austin Peay State University	1962-present
East Tennessee State University	1957-78
Eastern Illinois University	1996-present
Eastern Kentucky University	1948-present
University of Evansville	1948-52
Jacksonville State University	2003-present
University of Louisville	1948-49
Marshall University	1948-52
Middle Tennessee State University	1952-00
Morehead State University	1948-present
Murray State University	1948-present
Samford University	2003-2008
Southeast Missouri State University	1991-present
Southern Illinois Edwardsville	2008-present
University of Tennessee at Martin	1992-present
Tennessee State University	1986-present
Tennessee Technological University	1949-present
Western Kentucky University	1948-82
Youngstown State University	1981-88



OVC Tournament Champions

1978-79	Morehead State	1995-96	Austin Peay
1981-82	Tennessee Tech	1996-97	Eastern Kentucky
1982-83	Middle Tennessee	1997-98	Middle Tennessee
1983-84	Middle Tennessee	1998-99	Tennessee Tech
1984-85	Middle Tennessee	1999-00	Tennessee Tech
1985-86	Middle Tennessee	2000-01	Austin Peay
1986-87	Tennessee Tech	2001-02	Austin Peay
1987-88	Middle Tennessee	2002-03	Austin Peay
1988-89	Tennessee Tech	2003-04	Austin Peay
1989-90	Tennessee Tech	2004-05	Eastern Kentucky
1990-91	Tennessee Tech	2005-06	Vacated
1991-92	Tennessee Tech	2006-07	Southeast Missouri
1992-93	Tennessee Tech	2007-08	Murray State
1993-94	Tennessee State	2008-09	Austin Peay
1994-95	Tennessee Tech	2009-10	Austin Peay

and a NBA Championship Series (Los Angeles Lakers).

A first in the OVC occurred in 2008, when the league had a first round draft pick in both the NFL (Tennessee State's Dominique Rodgers-Cromartie) and Major League Baseball (Eastern Kentucky's Christian Friedrich) Drafts in the same school year. A year later (2009) the league had a Major League Baseball First Round Compensation Round pick (Eastern Illinois' Tyler Kehrner who was No. 48 overall) and NBA Second Round pick (UT Martin's Lester Hudson) in the same season.

The playing field is not the only place where OVC athletes are working hard. The league also recognizes

excellence in the classroom. Six Scholar-Athlete Awards are presented yearly to male and female athletes, while others are commended for their academic success by being Medal of Honor recipients or earning a spot on the Commissioner's Honor Roll. Additionally, the league annually presents one institutional Academic Achievement Award, as well as separate team awards in each Conference-sponsored sport. Since the College Sports Information Directors of America (CoSIDA) Academic All-America program began, the Ohio Valley Conference has had 192 student-athletes honored with the award, including 25 over the last two years (2008-09, 2009-10).

Through the early years of the league, administrators wrestled with fan behavior due to the close proximity of the Conference members and the intense rivalries which developed. Just as it did decades ago, the OVC took the leadership role on what has become a national issue. In 1995, the OVC implemented a first-of-its-kind "Sportsmanship Statement," a policy which promotes principles of fair play, ethical conduct and respect for one's opponent. The statement has become a model for others to follow across the nation, and has answered the challenge of the NCAA Presidents Commission to improve sportsmanship in collegiate athletics.

The Ohio Valley Conference sponsors the following sports: baseball, basketball, cross country, football, golf, tennis and track for men, and basketball, cross country, golf, soccer, softball, tennis, track and volleyball for women. In addition, the OVC also sponsors the combined men's and women's sport of rifle.



Kyle Schwartz
Asst. Commissioner-Media Relations



Heather Brown
Director of Media Relations



Jon Kuka
Director of OVC Sport Properties



Jenny Kulchar
Administrative Assistant



Curtis Shaw
Coordinator of Basketball Officials



CHICAGO STATE

Nov. 13 • 4:00 p.m. • Richmond, Ky.



Location (Enroll.) Chicago, Ill. (7,200)
 Nickname (Colors) Cougars (Green & White)
 Conference Great West Conference
 Arena (Cap.) ... Jones Convocation Center (7,000)
 President Dr. Wayne D. Watson
 Athletics Director Studie Davis
 Ticket Office Phone (773) 821-2701
 Athletics Web Site www.gocscougars.com

Head Coach .. Angela Jackson (Old Dominion, '91)
 School Record (Yrs.) 86-116 (7)
 Overall Record (Yrs.) 92-136 (8)
 Assistant Coaches Renada Blackburn,
 Gwen Burton
 2009-10 Record 12-19
 2009-10 Conf. Record/Finish 7-5/3rd
 Starters Returning/Lost 3/2

Letterwinners Returning/Lost 9/3
 Newcomers 1
 WBB Contact Corey Miggins
 Office Phone (773) 995-2217
 Cell Phone (773) 414-5961
 Office Fax (773) 821-4961
 Email cmiggins@csu.edu
 Press Row Phone (773) 995-3641

MIAMI (OHIO)

Nov. 17 • 5:30 p.m. • Richmond, Ky.



Location (Enroll.) Oxford, Ohio (16,000)
 Nickname (Colors) RedHawks (Red & White)
 Conference Mid-American Conference
 Arena (Cap.) Millett Hall (6,400)
 President Dr. David C. Hodge
 Athletics Director Brad Bates
 Ticket Office Phone 1-866-684-2957
 Athletics Web Site www.muredhawks.com

Head Coach Maria Fantanarosa (Miami, '90)
 School Record (Yrs.) 186-170 (12)
 Overall Record (Yrs.) 193-190 (13)
 Assistant Coaches Lisa Hayden,
 Colleen Day, Vicki Hall
 2009-10 Record 9-22
 2009-10 Conf. Record/Finish 6-10/4th East
 Starters Returning/Lost 4/1

Letterwinners Returning/Lost 7/3
 Newcomers 4
 WBB Contact Michael Roth
 Office Phone (513) 529-7092
 Cell Phone (513) 330-0023
 Office Fax (513) 529-6729
 Email rothmb@muohio.edu
 Press Row Phone (513) 529-7276

FLORIDA INTERNATIONAL

Nov. 20 • 4:30 p.m. • Miami, Fla.



Location (Enroll.) Miami, Fla. (40,455)
 Nickname (Colors) Panthers (Blue & Gold)
 Conference Sun Belt Conference
 Arena (Cap.) U.S. Century Bank Arena (5,000)
 President Dr. Mark B. Rosenberg
 Athletics Director Pete Garcia
 Ticket Office Phone 1-866-348-4263
 Athletics Web Site www.fiusports.com

Head Coach Cindy Russo (Old Dominion, '75)
 School Record (Yrs.) 591-302 (31)
 Overall Record (Yrs.) 661-323 (33)
 Assistant Coaches Inge Nissen,
 Desma Thomas Bateast, Joanne Aluka-White
 2009-10 Record 14-16
 2009-10 Conf. Record/Finish 9-9/T-4th East
 Starters Returning/Lost 4/1

Letterwinners Returning/Lost 9/4
 Newcomers 3
 WBB Contact Jenna Marina
 Office Phone (305) 348-2084
 Cell Phone n/a
 Office Fax (305) 348-2963
 Email jmar1025@fiu.edu
 Press Row Phone (305) 348-3702

FLORIDA ATLANTIC

Nov. 22 • 7:00 p.m. • Boca Raton, Fla.



Location (Enroll.) Boca Raton, Fla. (28,000)
 Nickname (Colors) Owls (Blue & Red)
 Conference Sun Belt Conference
 Arena (Cap.) FAU Arena (5,000)
 President Mary Jane Saunders
 Athletics Director Craig Angelos
 Ticket Office Phone (561) 297-0579
 Athletics Web Site www.fausports.com

Head Coach Chancellor Dugan (EKU, '82)
 School Record (Yrs.) 137-183 (11)
 Overall Record (Yrs.) 296-256 (19)
 Assistant Coaches Shannon Litton,
 Yolanda Cole, Cristal Randolph
 2009-10 Record 14-15
 2009-10 Conf. Record/Finish 10-8/3rd East
 Starters Returning/Lost 2/3

Letterwinners Returning/Lost 5/8
 Newcomers 8
 WBB Contact Jared Smith
 Office Phone (561) 297-3163
 Cell Phone (561) 236-5135
 Office Fax (561) 297-3963
 Email jsmit295@fau.edu
 Press Row Phone (561) 297-4092

BREWTON-PARKER

Nov. 27 • 4:00 p.m. • Richmond, Ky.



Location (Enroll.) Mount Vernon, Ga. (1,050)
 Nickname (Colors) .. Lady Barons (Navy Blue & Orange)
 Conference .. Southern States Athletic Conference
 Arena (Cap.) Gillis Gymnasium (n/a)
 President Dr. David R. Smith
 Athletics Director Sheila Simmons
 Ticket Office Phone (912) 583-3176
 Athletics Web Site www.bpc.edu/athletics/

Head Coach DeCole Shoemate (Anderson)
 School Record (Yrs.) 20-30 (2)
 Overall Record (Yrs.) 20-30 (2)
 Assistant Coaches Janna Reynolds,
 Dominique Clinch
 2009-10 Record 11-20
 2009-10 Conf. Record/Finish 4-12/8th
 Starters Returning/Lost 1/4

Letterwinners Returning/Lost 7/8
 Newcomers 10
 WBB Contact none
 Office Phone (912) 583-3181
 Cell Phone n/a
 Office Fax (912) 583-4352
 Email n/a
 Press Row Phone n/a

MURRAY STATE

Dec. 2 • 5:30 p.m. • Richmond, Ky.

Feb. 26 • 6:15 p.m. • Murray, Ky.



Location (Enroll.) Murray, Ky. (10,500)
 Nickname (Colors) Racers (Navy & Gold)
 Conference Ohio Valley Conference
 Arena (Cap.) CFSB Center (8,500)
 President Dr. Randy J. Dunn
 Athletics Director Allen Ward
 Ticket Office Phone (270) 809-4895
 Athletics Web Site www.goracers.com

Head Coach Rob Cross (Murray State, '91)
 School Record (Yrs.) 36-26 (2)
 Overall Record (Yrs.) 36-26 (2)
 Assistant Coaches Tony Cross,
 Ashley Brooke Hayes, Victoria Jones
 2009-10 Record 13-17
 2009-10 Conf. Record/Finish 8-10/T-4th
 Starters Returning/Lost 2/3

Letterwinners Returning/Lost 9/4
 Newcomers 6
 WBB Contact Teri LaJeunesse
 Office Phone (270) 809-3351
 Cell Phone (270) 293-0595
 Office Fax (270) 809-6814
 Email teri.lajeunesse@murraystate.edu
 Press Row Phone (270) 809-5551

TENNESSEE-MARTIN

Dec. 4 • 4:00 p.m. • Richmond, Ky.

Feb. 25 • 6:30 p.m. • Martin, Tenn.



Location (Enroll.) Martin, Tenn. (8,100)
 Nickname (Colors) .. Skyhawks (Navy Blue & Orange)
 Conference Ohio Valley Conference
 Arena (Cap.) Elam Center (5,000)
 Chancellor Dr. Tom Rakes
 Athletics Director Phil Dane
 Ticket Office Phone (731) 881-7207
 Athletics Web Site www.utmsports.com

Head Coach Kevin McMillan (Rhodes, '89)
 School Record (Yrs.) 11-19 (1)
 Overall Record (Yrs.) 11-19 (1)
 Assistant Coach Brian Haskins,
 David Russell, Stacie Evans, Heather Scruggs
 2009-10 Record 11-19
 2009-10 Conf. Record/Finish 8-10/T-4th
 Starters Returning/Lost 2/3

Letterwinners Returning/Lost 2/13
 Newcomers 14
 WBB Contact Joe Lofaro
 Office Phone (731) 881-7632
 Cell Phone (731) 514-2905
 Office Fax (731) 881-7624
 Email jlofar@utm.edu
 Press Row Phone (731) 881-7694

WEST VIRGINIA STATE

Dec. 7 • 7:00 p.m. • Richmond, Ky.



Location (Enroll.) Institute, W.Va. (2,081)
 Nickname (Colors) .. Yellow Jackets (Old Gold & Black)
 Conference ... West Virginia Intercollegiate Athletic
 Arena (Cap.) Fleming Hall (1,850)
 President Dr. W. Hazo Carter, Jr.
 Athletics Director Sean Loyd
 Ticket Office Phone (304) 766-3165
 Athletics Web Site ... www.wvsyellowjackets.com

Head Coach Renee Bostic (Holy Cross, '96)
 School Record (Yrs.) 31-26 (2)
 Overall Record (Yrs.) 81-72 (5)
 Assistant Coaches Megan Withrow,
 KaWambee Gaines
 2009-10 Record 16-12
 2009-10 Conf. Record/Finish 12-10/T-8th
 Starters Returning/Lost 2/3

Letterwinners Returning/Lost 7/6
 Newcomers 1
 WBB Contact John Simms
 Office Phone (304) 766-5760
 Cell Phone n/a
 Office Fax (304) 766-3364
 Email simmsj@wvstateu.edu
 Press Row Phone n/a

CENTRAL ARKANSAS

Dec. 11 • 3:00 p.m. • Conway, Ark.



Location (Enroll.) Conway, Ark. (11,783)
 Nickname (Colors) ... Sugar Bears (Purple & Gray)
 Conference Southland
 Arena (Cap.) Farris Center (5,500)
 President Dr. Allen C. Meadors
 Athletics Director Dr. Brad Teague
 Ticket Office Phone (501) 852-2234
 Athletics Web Site www.ucasports.com

Head Coach Matt Daniel (Harding, '98)
 School Record (Yrs.) 27-31 (2)
 Overall Record (Yrs.) 27-31 (2)
 Assistant Coaches Tony Kemper,
 Tiffany Brooks, Caronica Randle
 2009-10 Record 21-8
 2009-10 Conf. Record/Finish 11-5/2nd East
 Starters Returning/Lost 5/0

Letterwinners Returning/Lost 9/0
 Newcomers 6
 WBB Contact Josh Goff
 Office Phone (501) 450-5695
 Cell Phone (501) 650-6886
 Office Fax (501) 450-5740
 Email jgoff@uca.edu
 Press Row Phone (501) 852-2673

AUSTIN PEAY

Dec. 19 • 3:00 p.m. • Clarksville, Tenn.

Jan. 27 • 5:30 p.m. • Richmond, Ky.



Location (Enroll.) Clarksville, Tenn. (10,188)
 Nickname (Colors) Lady Goves (Red & White)
 Conference Ohio Valley Conference
 Arena (Cap.) Dunn Center (7,257)
 President Timothy Hall
 Athletics Director Dave Loos
 Ticket Office Phone (931) 221-7761
 Athletics Web Site www.letsgopeay.com

Head Coach Carrie Daniels (Austin Peay, '96)
 School Record (Yrs.) 48-77 (4)
 Overall Record (Yrs.) 48-77 (3)
 Assistant Coaches Lapheila Doss,
 Jessica Grayson, David Midlick
 2009-10 Record 15-18
 2009-10 Conf. Record/Finish 11-7/3rd
 Starters Returning/Lost 3/2

Letterwinners Returning/Lost 10/4
 Newcomers 3
 WBB Contact Cody Bush
 Office Phone (931) 221-7561
 Cell Phone (931) 980-4940
 Office Fax (931) 221-7562
 Email bushc@apsu.edu
 Press Row Phone (931) 221-7155



TENNESSEE STATE

Dec. 21 • 6:30 p.m. • Nashville, Tenn.
Jan. 29 • 4:00 p.m. • Richmond, Ky.



Location (Enroll.) Nashville, Tenn. (8,000)
Nickname (Colors) .. Lady Tigers (Royal Blue & White)
Conference Ohio Valley Conference
Arena (Cap.) Gentry Center (10,600)
President Dr. Melvin Johnson
Athletics Director Teresa L. Phillips
Ticket Office Phone (615) 963-5841
Athletics Web Site www.tsutigers.com

Head Coach Tracee Wells (Tennessee St., '98)
School Record (Yrs.) 59-112 (6)
Overall Record (Yrs.) 59-112 (6)
Assistant Coach Rasheeda Love,
Jamie Shadian, Donna Brown-Wynn
2009-10 Record 10-18
2009-10 Conf. Record/Finish 7-11/8th
Starters Returning/Lost 2/3

Letterwinners Returning/Lost 8/4
Newcomers 6
WBB Contact Zekeya Anderson
Office Phone (615) 963-1867
Cell Phone n/a
Office Fax (615) 963-7692
Email zanderson01@tnstate.edu
Press Row Phone (615) 963-7616

WESTERN MICHIGAN

Dec. 31 • 1:00 p.m. • Richmond, Ky.



Location (Enroll.) Kalamazoo, Mich. (25,045)
Nickname (Colors) Broncos (Brown & Gold)
Conference Mid-American Conference
Arena (Cap.) University Arena (5,421)
President Dr. John M. Dunn
Athletics Director Kathy Beauregard
Ticket Office Phone (269) 387-8092
Athletics Web Site www.wmubroncos.com

Head Coach Tasha McDowell (Saint Ambrose, '97)
School Record (Yrs.) 16-44 (2)
Overall Record (Yrs.) 16-44 (2)
Assistant Coach Phil Sayers,
Kristin Koetsier-Miller, Bo Bivens
2009-10 Record 9-21
2009-10 Conf. Record/Finish 4-12/T-5th West
Starters Returning/Lost 4/1

Letterwinners Returning/Lost 9/3
Newcomers 3
WBB Contact Kristin Keirns
Office Phone (269) 387-4123
Cell Phone (269) 998-8062
Office Fax n/a
Email kristin.keirns@wmich.edu
Press Row Phone n/a

JACKSONVILLE STATE

Jan. 6 • 5:30 p.m. • Richmond, Ky.
Feb. 5 • 3:00 p.m. • Jacksonville, Ala.



Location (Enroll.) Jacksonville, Ala. (9,061)
Nickname (Colors) Gamecocks (Red & White)
Conference Ohio Valley Conference
Arena (Cap.) Pete Mathews Coliseum (5,500)
President Dr. William A. Meehan
Athletics Director Oval Jaynes
Ticket Office Phone (256) 782-8499
Athletics Web Site www.jsugamecockssports.com

Head Coach Annette Watts (East Tenn. St., '81)
School Record (Yrs.) 0-0 (1st)
Overall Record (Yrs.) 144-121 (9)
Assistant Coaches Dee Bell,
Matt Couvillion, Shaneka Bates
2009-10 Record 9-20
2009-10 Conf. Record/Finish 6-12/9th
Starters Returning/Lost 4/1

Letterwinners Returning/Lost 8/4
Newcomers 5
WBB Contact Tony Schmidt
Office Phone (256) 782-5377
Cell Phone (256) 689-8524
Office Fax (256) 782-5958
Email aschmidt@jsu.edu
Press Row Phone (256) 782-5528

TENNESSEE TECH

Jan. 8 • 4:00 p.m. • Richmond, Ky.
Feb. 3 • 6:30 p.m. • Cookeville, Tenn.



Location (Enroll.) Cookeville, Tenn. (10,850)
Nickname (Colors) .. Golden Eagles (Purple & Gold)
Conference Ohio Valley Conference
Arena (Cap.) Eblen Center (10,152)
President Dr. Robert Bell
Athletics Director Mark Wilson
Ticket Office Phone (931) 372-3940
Athletics Web Site www.titusports.com

Head Coach Sytia Messer (Arkansas, '00)
School Record (Yrs.) 14-16 (2)
Overall Record (Yrs.) 14-16 (2)
Assistant Coaches Coretta Brown,
Steve Wallace, Stacey Franklin
2009-10 Record 14-16
2009-10 Conf. Record/Finish 8-10/T-4th
Starters Returning/Lost 3/2

Letterwinners Returning/Lost 9/3
Newcomers 7
WBB Contact Nick Burns
Office Phone (931) 372-6193
Cell Phone n/a
Office Fax (931) 372-6139
Email nburns@tntech.edu
Press Row Phone (931) 372-6077

EASTERN ILLINOIS

Jan. 13 • 6:30 p.m. • Charleston, Ill.
Feb. 12 • 4:00 p.m. • Richmond, Ky.



Location (Enroll.) Charleston, Ill. (11,630)
Nickname (Colors) Panthers (Blue & Gray)
Conference Ohio Valley Conference
Arena (Cap.) Lantz Arena (5,300)
President Dr. William Perry
Athletics Director Barbara Burke
Ticket Office Phone (217) 581-2106
Athletics Web Site www.eiupanthers.com

Head Coach Brady Sallee (Thomas More, '93)
School Record (Yrs.) 96-88 (6)
Overall Record (Yrs.) 96-88 (6)
Assistant Coaches Lee Buchanan,
Quacy Timmons, Rachel Galligan
2009-10 Record 23-11
2009-10 Conf. Record/Finish 16-2/1st
Starters Returning/Lost 2/3

Letterwinners Returning/Lost 6/6
Newcomers 8
WBB Contact TBA
Office Phone (217) 581-7020
Cell Phone n/a
Office Fax (217) 581-6434
Email n/a
Press Row Phone (217) 581-5135

SOUTHEAST MISSOURI

Jan. 15 • 7 p.m. • Cape Girardeau, Mo.
Feb. 10 • 5:30 p.m. • Richmond, Ky.



Location (Enroll.) ... Cape Girardeau, Mo. (10,655)
Nickname (Colors) .. Redhawks (Red, White & Black)
Conference Ohio Valley Conference
Arena (Cap.) Show Me Center (7,000)
President Dr. Kenneth W. Dobbins
Athletics Director John Shafer
Ticket Office Phone (573) 651-2113
Athletics Web Site www.gosoutheast.com

Head Coach John Ishee (Southern Miss., '86)
School Record (Yrs.) 69-53 (4)
Overall Record (Yrs.) 98-74 (6)
Assistant Coaches Marcus Payne,
Elizabeth Cansdale, Dionnah Jackson
2009-10 Record 7-21
2009-10 Conf. Record/Finish 4-14/10th
Starters Returning/Lost 4/1

Letterwinners Returning/Lost 10/3
Newcomers 3
WBB Contact Patrick Clark
Office Phone (573) 651-2937
Cell Phone (618) 593-7281
Office Fax (573) 651-2810
Email paclark@semo.edu
Press Row Phone (573) 651-5014

SIU EDWARDSVILLE

Jan. 17 • 8:00 p.m. • Edwardsville, Ill.



Location (Enroll.) Edwardsville, Ill. (14,107)
Nickname (Colors) Cougars (Red & White)
Conference Ohio Valley Conference
Arena (Cap.) Vadalabene Center (4,000)
Chancellor Dr. Vaughn Vandegrift
Athletics Director Dr. Bradley Hewitt
Ticket Office Phone (618) 550-2841
Press Row Phone (618) 650-2841

Head Coach Amanda Levens (Arizona St., '02)
School Record (Yrs.) 13-45 (2)
Overall Record (Yrs.) 13-45 (2)
Assistant Coaches Laura Gonsalves,
Jocelyn Duke, Jenn Bradley
2009-10 Record 8-21
2009-10 Conf. Record/Finish Not Eligible
Starters Returning/Lost 4/1

Letterwinners Returning/Lost 8/1
Newcomers 5
WBB Contact Eric Hess
Office Phone (618) 650-3608
Cell Phone (618) 650-4112
Office Fax (618) 650-2296
Email ehess@siue.edu
Athletics Web Site www.siuecougars.com

MOREHEAD STATE

Jan. 22 • 3:45 p.m. • Morehead, Ky.
Feb. 19 • 7:00 p.m. • Richmond, Ky.



Location (Enroll.) Morehead, Ky. (9,046)
Nickname (Colors) Eagles (Blue & Gold)
Conference Ohio Valley Conference
Arena (Cap.) Ellis T. Johnson Arena (6,500)
President Dr. Wayne D. Andrews
Athletics Director Brian Hutchinson
Ticket Office Phone (606) 783-2088
Athletics Web Site www.msueagles.com

Head Coach Tom Hodges (Tennessee Tech, '04)
School Record (Yrs.) 0-0 (1st)
Overall Record (Yrs.) 0-0 (1st)
Assistant Coaches Eric White,
Christian Stefanopoulos, Lindsey Hicks
2009-10 Record 22-11
2009-10 Conf. Record/Finish 14-4/2nd
Starters Returning/Lost 3/2

Letterwinners Returning/Lost 5/7
Newcomers 5
WBB Contact Matt Schabert
Office Phone (606) 783-2556
Cell Phone (606) 207-5116
Office Fax (606) 783-2550
Email m.schabert@moreheadstate.edu
Press Row Phone (606) 783-2500



Austin Peay (43-27)
at Richmond: 24-7 at Clarksville: 17-15
at Neutral Sites: 2-5

Date	Location	W-L	Score
1973-74	Murray, Ky.	W	48-39
1973-74	Cookeville, Tenn.	W	57-34
01-14-78	*Clarksville, Tenn.	W	77-52
01-13-79	*Richmond	W	78-64
12-03-79	Murfreesboro, Tenn.	L	65-66
01-10-80	*Clarksville, Tenn.	L	50-68
01-08-81	*Richmond	W	74-62
02-05-81	Clarksville, Tenn.	L	58-70
01-14-82	*Clarksville, Tenn.	L	72-77
02-11-82	*Richmond	W	79-62
01-08-83	*Clarksville, Tenn.	W	65-64
02-04-83	*Richmond	W	55-54
01-21-84	*Clarksville, Tenn.	W	68-58
02-25-84	*Richmond	W	68-60
01-21-85	*Richmond	W	72-67
02-25-85	*Clarksville, Tenn. L(OT)		61-62
01-27-86	*Clarksville, Tenn.	L	78-84
02-08-86	*Richmond	L	66-79
01-26-87	*Richmond	W	83-68
02-07-87	*Clarksville, Tenn.	W	90-80
01-18-88	*Clarksville, Tenn.	L	95-109
02-20-88	*Richmond	W	81-71
01-14-89	*Richmond	W	68-66
02-27-89	*Clarksville, Tenn.	W	90-89
01-13-90	*Clarksville, Tenn.	W	80-79
02-26-90	*Richmond	W	82-51
01-26-91	*Richmond	W	76-58
02-11-91	*Clarksville, Tenn.	W	84-77
01-18-92	*Clarksville, Tenn.	W	75-67
02-17-92	*Richmond	W	81-63
01-16-93	*Richmond	W	100-75
02-06-93	*Clarksville, Tenn.	L	59-67
01-17-94	*Clarksville, Tenn.	W	84-76
02-12-94	*Richmond	W	89-76
03-05-94	*Nashville, Tenn.	L	53-64
01-15-95	*Richmond	W	74-69
02-11-95	*Clarksville, Tenn.	L	68-70
01-20-96	*Richmond	L	72-75
02-19-96	*Clarksville, Tenn.	L	67-78
03-03-96	*Nashville, Tenn.	L	53-64
12-07-96	*Richmond	L	53-59
01-25-97	*Clarksville, Tenn.	W	69-55
01-12-98	*Clarksville, Tenn.	W	85-62
02-09-98	*Richmond	W	72-61
01-09-99	*Richmond	W	88-70
02-06-99	*Clarksville, Tenn.	L	54-74
01-13-00	*Clarksville, Tenn.	W	81-78
02-10-00	*Richmond	W	91-79
01-13-01	*Richmond	W	92-77
02-10-01	*Clarksville, Tenn.	W	89-84
01-21-02	*Richmond	W	102-82
02-02-02	*Clarksville, Tenn.	L	70-72
03-02-02	*Nashville, Tenn. L(OT)		77-78
02-01-03	*Richmond L(OT)		68-69
02-27-03	*Clarksville, Tenn.	L	73-89
01-15-04	*Richmond	L	61-67
02-28-04	*Clarksville, Tenn.	L	61-73
03-06-04	*Nashville, Tenn.	L	51-65
01-13-05	*Clarksville, Tenn.	W	54-50
02-26-05	*Richmond	W	87-79
12-10-05	*Clarksville, Tenn.	W	64-61
02-23-06	*Richmond	L	55-69
12-09-06	*Richmond	W	69-55
02-22-07	*Clarksville, Tenn.	W	76-69
12-08-07	*Clarksville, Tenn. W(OT)		68-66
02-28-08	*Richmond	W	62-55
01-05-09	*Clarksville, Tenn.	L	66-70

01-27-09 *Richmond L 51-67
 01-04-10 *Richmond W(OT) 61-54
 01-28-10 *Clarksville, Tenn. L 57-68

Brewton-Parker (0-0)
at Richmond: 0-0 at Mount Vernon: 0-0
at Neutral Sites: 0-0

Date	Location	W-L	Score
11-27-10	Richmond	First Meeting	

Central Arkansas (0-1)
at Richmond: 0-1 at Conway: 0-0
at Neutral Sites: 0-0

Date	Location	W-L	Score
12-22-09	Richmond	L	47-52

Chicago State (2-0)
at Richmond: 0-0 at Chicago: 1-0
at Neutral Sites: 1-0

Date	Location	W-L	Score
11-24-90	Mount Pleasant, Mich.	W	78-62
11-16-08	Chicago, Ill.	W	71-61

Eastern Illinois (14-12)
at Richmond: 8-5 at Charleston: 6-7
at Neutral Sites: 0-0

Date	Location	W-L	Score
01-13-97	*Charleston, Ill.	W	79-69
02-08-97	*Richmond	W	62-52
01-03-98	*Richmond	L	65-66
02-02-98	*Charleston, Ill.	W	65-49
01-04-99	*Charleston, Ill.	W	72-62
01-30-99	*Richmond	W	74-73
01-27-00	*Charleston, Ill. L(OT)		95-102
02-24-00	*Richmond	W	79-72
01-27-01	*Richmond	W	84-60
02-24-01	*Charleston, Ill.	W	91-67
01-12-02	*Charleston, Ill.	W	91-72
02-07-02	*Richmond	W	90-55
01-11-03	*Richmond	W	78-67
02-10-03	*Charleston, Ill.	W	78-59
02-21-04	*Charleston, Ill.	L	64-66
02-19-05	*Richmond	W	80-61
12-22-05	*Richmond	L	71-78
01-14-06	*Charleston, Ill.	L	76-85
12-18-06	*Charleston, Ill.	L	77-86
01-13-07	*Richmond	W	78-69
12-21-07	*Richmond L(OT)		86-91
01-12-08	*Charleston, Ill. L(OT)		81-86
01-15-09	*Charleston, Ill.	L	44-78
02-14-09	*Richmond	L	59-70
01-14-10	*Richmond	L	50-60
02-13-10	*Charleston, Ill.	L	41-69

Florida Atlantic (2-1)
at Richmond: 0-1 at Boca Raton: 1-0
at Neutral Sites: 1-0

Date	Location	W-L	Score
12-07-91	Tallahassee, Fla.	W	80-57
12-08-01	Boca Raton, Fla.	W	103-92
11-21-09	Richmond	L	58-66

Florida International (0-4)
at Richmond: 0-0 at Miami: 0-3
at Neutral Sites: 0-1

Date	Location	W-L	Score
01-03-93	Miami, Fla.	L	68-82
11-30-96	Ruston, La.	L	66-67
11-27-99	Miami, Fla.	L	55-85
12-07-01	Miami, Fla.	L	63-90

Jacksonville State (13-4)
at Richmond: 7-1 at Jacksonville: 5-3
at Neutral Sites: 1-0

Date	Location	W-L	Score
12-30-02	Richmond	W	93-71
01-22-04	*Jacksonville, Ala.	L	53-75
02-14-04	*Richmond	W	85-80
03-02-04	*Jacksonville, Ala.	W	65-63
01-20-05	*Richmond	W	75-63
02-12-05	*Jacksonville, Ala.	W	63-61
03-04-05	*Nashville, Tenn.	W	62-60
01-19-06	*Richmond	W	87-77
02-16-06	*Jacksonville, Ala.	L	77-79
01-18-07	*Jacksonville, Ala.	W	80-70
02-15-07	*Richmond	W	85-73
01-17-08	*Richmond	W	92-71
02-14-08	*Jacksonville, Ala.	W	104-75
01-08-09	*Richmond	W	67-62
02-07-09	*Jacksonville, Ala.	L	55-73
01-07-10	*Jacksonville, Ala.	W	79-67
02-06-10	*Richmond L(OT)		46-49

Miami (Ohio) (8-2)
at Richmond: 5-0 at Oxford: 2-2
at Neutral Sites: 0-0

Date	Location	W-L	Score
1972-73	n/a	W	51-38
02-23-74	Richmond	W	66-45
02-05-75	Oxford, Ohio	W	61-59
01-29-76	Richmond	W	86-59
02-09-77	Oxford, Ohio	W	72-49
02-16-78	Richmond	W	77-64
01-10-79	Oxford, Ohio L(OT)		77-84
01-15-80	Richmond	W	69-68
12-11-97	Oxford, Ohio	L	59-70
11-21-98	Richmond	W	83-69

Morehead State (40-38)
at Richmond: 22-15 at Morehead: 14-21
at Neutral Sites: 1-2

Date	Location	W-L	Score
1971-72	n/a	W	59-44
1972-73	n/a	W	57-28
1973-74	n/a	W	48-42
01-22-75	Richmond	W	75-28
01-13-76	Morehead, Ky.	W	83-60
01-22-77	Richmond	L	69-81
03-04-77	Lexington, Ky.	L	64-86
01-11-78	*Richmond	W	71-64
01-28-78	*Morehead, Ky.	L	84-93
12-04-78	*Morehead, Ky.	L	77-115
01-27-79	*Richmond L(OT)		86-95
02-09-79	*Richmond	L	72-91
01-24-80	*Morehead, Ky.	L	52-63
02-05-80	Richmond	L	65-70
02-28-80	Lexington, Ky.	L	59-90
01-22-81	*Richmond W(OT)		75-72
02-19-81	Morehead, Ky.	L	65-84
02-28-81	Morehead, Ky.	L	72-83
01-23-82	*Morehead, Ky.	L	68-87
02-20-82	*Richmond	L	69-80
01-15-83	*Richmond	L	65-77
02-12-83	*Morehead, Ky.	L	63-68
02-04-84	*Richmond	L	50-51
03-01-84	*Morehead, Ky.	W	64-51
01-07-85	*Richmond	W	65-58
02-02-85	*Morehead, Ky.	L	61-65
02-01-86	*Morehead, Ky.	L	52-77
03-01-86	*Richmond	L	71-81
01-31-87	*Morehead, Ky.	L	54-83
02-28-87	*Richmond	W	87-66
01-11-88	*Richmond	W	79-78
02-06-88	*Morehead, Ky.	L	86-93
01-09-89	*Morehead, Ky.	L	69-75
02-06-89	*Richmond	L	71-76
01-10-90	*Richmond	W	78-60
02-05-90	*Morehead, Ky.	W	89-82
01-08-91	*Morehead, Ky.	L	83-84
02-02-91	*Richmond	W	83-69
01-08-92	*Richmond	W	82-70
02-03-92	*Morehead, Ky.	L	83-86
01-28-93	*Morehead, Ky.	W	72-60
02-11-93	*Richmond L(OT)		106-110
01-29-94	*Richmond	W	70-66
02-24-94	*Morehead, Ky.	W	71-49
01-03-95	*Richmond, Ky.	W	85-71
01-30-95	*Morehead, Ky.	W	103-90
01-24-96	*Morehead, Ky.	L	53-58
02-08-96	*Richmond	W	79-52
01-16-97	*Morehead, Ky.	W	92-57
02-13-97	*Richmond	W	66-61
02-28-97	*Nashville, Tenn.	W	67-47
01-17-98	*Morehead, Ky.	W	87-70
02-14-98	*Richmond	W	73-61
01-16-99	*Richmond	W	76-72
02-13-99	*Morehead, Ky. L(OT)		99-103
12-04-99	*Morehead, Ky.	W	94-91
01-18-00	*Richmond	W	82-67
01-16-01	*Morehead, Ky.	W	85-79
02-05-01	*Richmond	W	99-78
02-27-01	*Richmond	L	89-92
01-19-02	*Morehead, Ky.	W	90-78
02-16-02	*Richmond	W	85-74
01-18-03	*Richmond	W	85-73
02-17-03	*Morehead, Ky.	L	80-86
02-05-04	*Morehead, Ky.	W	74-63
02-26-04	*Richmond	W	60-45
02-01-05	*Richmond	W	79-57



02-24-05	*Morehead, Ky.	W	85-64
01-12-06	*Morehead, Ky.	L	58-62
02-06-06	*Richmond	W	67-60
01-11-07	*Richmond L(2OT)		88-91
02-01-07	*Morehead, Ky.	L	72-82
01-10-08	*Morehead, Ky.	L	50-77
02-26-08	*Richmond	L	65-68
01-24-09	*Morehead, Ky.	L	46-63
02-21-09	*Richmond	L	48-70
01-23-10	*Richmond	L	58-59
02-20-10	*Morehead, Ky.	W	79-67

Murray State (50-28)

at Richmond: 24-13 at Murray: 24-14
at Neutral Sites: 2-1

Date	Location	W-L	Score
1971-72	Richmond	W	53-50
03-03-73	Lexington, Ky.	W	68-42
01-18-74	Murray, Ky.	W	63-49
03-02-74	Morehead, Ky.	W	55-37
01-17-75	Murray, Ky.	W	56-47
01-23-76	Richmond	W	69-46
12-11-76	Murray, Ky.	W	95-60
12-06-77	Murray, Ky.	L	57-60
02-13-78	Richmond	W	82-74
01-15-79	*Richmond	L	70-80
02-12-79	*Murray, Ky.	W	78-71
01-12-80	*Murray, Ky.	W	65-64
02-09-80	Richmond	W	57-53
01-10-81	*Richmond	L	74-77
02-07-81	Murray, Ky.	W	95-75
01-16-82	*Murray, Ky.	W	59-53
02-13-82	*Richmond	W	90-80
12-17-82	*Richmond	W	76-70
03-04-83	*Murray, Ky.	W	65-63
03-08-83	*Cookeville, Tenn.	L	56-58
01-19-84	*Murray, Ky.	W	61-55
02-23-84	*Richmond	W	83-67
01-19-85	*Richmond	W	71-55
02-23-85	*Murray, Ky.	W	82-69
01-25-86	*Murray, Ky.	L	68-89
02-10-86	*Richmond	W	78-69
01-24-87	*Richmond	L	76-78
02-09-87	*Murray, Ky.	L	48-72
01-16-88	*Murray, Ky.	L	69-94
02-22-88	*Richmond	L	74-101
01-16-89	*Richmond L(OT)		63-66
02-25-89	*Murray, Ky.	L	63-101
01-15-90	*Murray, Ky.	W	88-86
02-24-90	*Richmond	L	82-86
01-28-91	*Richmond	W	90-67
02-09-91	*Murray, Ky.	L	65-90
01-25-92	*Murray, Ky.	W	83-69
02-10-92	*Richmond	W	83-76
01-23-93	*Murray, Ky.	W	79-66
02-13-93	*Richmond	W	108-102
01-09-94	*Richmond	W	91-76
02-05-94	*Murray, Ky.	W	82-58
01-09-95	*Murray, Ky.	W	92-59
02-04-95	*Richmond	W	90-55
01-13-96	*Murray, Ky.	W	72-53
02-11-96	*Richmond	W	89-41
01-18-97	*Richmond	W	71-45
02-17-97	*Murray, Ky.	W	60-58
12-08-97	*Murray, Ky.	W	71-56
01-14-98	*Richmond	W	69-56
12-05-98	*Richmond	W	83-71
02-02-99	*Murray, Ky.	L	55-77
01-20-00	*Richmond L(OT)		67-72
02-17-00	*Murray, Ky.	L	83-94

02-29-00	*Murray, Ky.	L	61-67
01-20-01	*Murray, Ky.	W	85-63
02-17-01	*Richmond	W	88-73
01-26-02	*Richmond	L	70-75
02-21-02	*Murray, Ky.	W	74-58
02-26-02	*Richmond	W	76-59
01-25-03	*Murray, Ky.	W	69-60
02-24-03	*Richmond	L	68-71
01-10-04	*Richmond	W	75-74
01-29-04	*Murray, Ky.	L	56-81
01-08-05	*Murray, Ky.	W	88-78
01-27-05	*Richmond	W	85-73
03-01-05	*Richmond	W	94-69
12-08-05	*Murray, Ky.	W	75-70
02-09-06	*Richmond	L	71-79
12-07-06	*Richmond	L	75-89
02-08-07	*Murray, Ky.	L	62-75
02-27-07	*Murray, Ky.	L	66-68
12-06-07	*Murray, Ky.	L	66-77
02-07-08	*Richmond	W	79-76
12-04-08	*Richmond	L	61-73
02-28-09	*Murray, Ky.	L	60-80
12-03-09	*Murray, Ky.	W	58-54
02-27-10	*Richmond	L	64-79

Pikeville (1-0)

at Richmond: 1-0 at Pikeville: 0-0
at Neutral Sites: 0-0

Date	Location	W-L	Score
11-23-82	Richmond	W	105-60

Southeast Missouri (26-13)			
at Richmond: 15-5 at Cape Girardeau: 10-8			
at Neutral Sites: 1-0			
Date	Location	W-L	Score
12-01-84	Richmond	W	70-64
01-20-92	*Cape Girardeau, Mo.	W	79-57
02-15-92	*Richmond	W	78-59
01-25-93	*Cape Girardeau, Mo.	W	66-60
02-15-93	*Richmond	W	85-58
01-08-94	*Richmond	W	74-58
02-07-94	*Cape Girardeau, Mo.	W	83-67
01-07-95	*Cape Girardeau, Mo.	W	86-79
02-05-95	*Richmond	W	78-71
01-06-96	*Richmond	W	79-73
02-05-96	*Cape Girardeau, Mo.	L	82-90
01-11-97	*Cape Girardeau, Mo.	W	71-55
02-09-97	*Richmond	W	81-44
01-05-98	*Richmond	W	97-58
01-31-98	*Cape Girardeau, Mo.	W	86-77
02-24-98	*Richmond	W	92-75
01-02-99	*Cape Girardeau, Mo. L(OT)		93-101
01-25-99	*Richmond	W	62-61
01-29-00	*Cape Girardeau, Mo. L		66-87
02-26-00	*Richmond W(OT)		91-86
01-29-01	*Richmond	W	89-82
02-22-01	*Cape Girardeau, Mo.	W	91-82
01-10-02	*Cape Girardeau, Mo.	W	94-67
02-09-02	*Richmond	W	82-73
01-13-03	*Richmond	W	88-77
02-08-03	*Cape Girardeau, Mo.	W	81-75
02-19-04	*Cape Girardeau, Mo. L		78-88
02-17-05	*Richmond	W	66-62
03-05-05	*Nashville, Tenn. W(2OT)		84-73
01-02-06	*Cape Girardeau, Mo. L		78-84
02-11-06	*Richmond L(OT)		86-87
01-02-07	*Richmond	L	62-64
02-10-07	*Cape Girardeau, Mo. L		72-73
02-09-08	*Richmond	L	67-72
02-23-08	*Cape Girardeau, Mo. L		52-68
01-17-09	*Cape Girardeau, Mo. L		54-71
02-12-09	*Richmond	L	56-66
01-16-10	*Richmond	L	41-43
02-11-10	*Cape Girardeau, Mo. W		50-45

Southern Illinois Edwardsville (1-1)			
at Richmond: 1-0 at Edwardsville: 0-1			
at Neutral Sites: 0-0			
Date	Location	W-L	Score
01-19-09	Edwardsville, Ill.	L	44-54
01-20-10	Richmond	W	58-53

Tennessee-Martin (30-12)

at Richmond: 16-3 at Martin: 12-9
at Neutral Sites: 2-0

Date	Location	W-L	Score
1973-74	Cookeville, Tenn.	W	52-51
01-04-92	Richmond	W	98-59
02-12-92	Martin, Tenn.	W	83-68
01-30-93	*Richmond	W	92-61
02-27-93	*Martin, Tenn.	W	95-76
01-15-94	*Martin, Tenn.	W	92-77
02-20-94	*Richmond	W	85-69
01-28-95	*Richmond	W	78-76
02-18-95	*Martin, Tenn.	W	83-75
03-04-95	*Nashville, Tenn.	W	80-76
01-15-96	*Martin, Tenn.	L	67-70
02-10-96	*Richmond	W	69-60
01-19-97	*Richmond	W	77-61
02-15-97	*Martin, Tenn.	W	77-69
12-06-97	*Martin, Tenn.	W	64-58
02-04-98	*Richmond	W	78-72
12-03-98	*Richmond	L	77-88
01-12-99	*Martin, Tenn.	L	74-83
02-23-99	*Martin, Tenn.	L	87-102
01-22-00	*Richmond	W	89-83
02-19-00	*Martin, Tenn.	L	70-92
01-18-01	*Martin, Tenn.	W	86-68
02-15-01	*Richmond	W	81-73
01-24-02	*Richmond	W	90-77
02-23-02	*Martin, Tenn. L(OT)		78-82
01-27-03	*Martin, Tenn.	L	62-70
02-22-03	*Richmond	L	80-88
01-08-04	*Richmond	W	63-56
01-31-04	*Martin, Tenn.	L	55-66
01-06-05	*Martin, Tenn.	W	68-67
01-29-05	*Richmond	W	73-63
12-01-05	*Richmond	W	60-58
01-30-06	*Martin, Tenn.	L	49-58
12-20-06	*Martin, Tenn.	W	55-50
01-29-07	*Richmond	W	64-49
12-19-07	*Richmond	W	64-54
02-21-08	*Martin, Tenn.	W	68-53
12-06-08	*Richmond	W	58-52
02-26-09	*Martin, Tenn.	W	63-60
12-05-09	*Martin, Tenn.	W	56-53
02-25-10	*Richmond	L	54-62
03-02-10	*Martin, Tenn.	L	47-51



Tennessee State (31-14)
at Richmond: 20-3 at Nashville: 11-11
at Neutral Sites: 0-0

Date	Location	W-L	Score
01-04-88	*Nashville, Tenn.	W	72-59
01-23-88	*Richmond	W	86-74
01-23-89	*Nashville, Tenn.	W	81-71
02-18-89	*Richmond	W	74-64
01-20-90	*Richmond	L	64-66
02-19-90	*Nashville, Tenn.	L	57-62
01-14-91	*Nashville, Tenn.	L	72-80
02-23-91	*Richmond	W	75-49
01-13-92	*Richmond	W	82-57
02-22-92	*Nashville, Tenn.	L	85-89
01-17-93	*Richmond	W	90-85
02-08-93	*Nashville, Tenn.	W	84-65
01-13-94	*Nashville, Tenn.	L	76-85
02-13-94	*Richmond	W	83-79
01-14-95	*Richmond	W(OT)	75-74
02-13-95	*Nashville, Tenn.	L	70-97
01-27-96	*Nashville, Tenn.	L	62-67
02-25-96	*Richmond	W	87-85
01-27-97	*Nashville, Tenn.	W	74-72
02-22-97	*Richmond	W	62-57
02-25-97	^Richmond	W	69-60
01-10-98	*Nashville, Tenn.	L	67-77
02-07-98	*Richmond	W	81-72
01-07-99	*Richmond	W	72-58
02-04-99	*Nashville, Tenn.	L	60-70
01-15-00	*Nashville, Tenn.	W	80-74
02-12-00	*Richmond	W	74-61
01-11-01	*Richmond	W	107-96
02-08-01	*Nashville, Tenn.	W	106-99
01-05-02	*Richmond	W	91-71
02-11-02	*Nashville, Tenn.	W	84-68
01-04-03	*Nashville, Tenn.	W	105-83
02-13-03	*Richmond	W	82-77
02-09-04	*Richmond	W	66-43
02-03-05	*Nashville, Tenn.	W	60-58
01-26-06	*Nashville, Tenn.	W	68-63
02-25-06	*Richmond	W	78-68
01-25-07	*Richmond	W	88-49
02-24-07	*Nashville, Tenn.	W	80-71
01-24-08	*Nashville, Tenn.	L	85-104
03-01-08	*Richmond	L	66-68
01-03-09	*Nashville, Tenn.	L	52-61
01-31-09	*Richmond	L	56-67
01-02-10	*Richmond	W	64-56
01-31-10	*Nashville, Tenn.	L	54-61

Tennessee Tech (21-56)
at Richmond: 14-20 at Cookeville: 4-30
at Neutral Sites: 3-6

Date	Location	W-L	Score
1973-74	Cookeville, Tenn.	L	57-63
03-06-74	Harrisonburg, Va.	L	53-59
01-18-75	Murray, Ky.	L	47-88
03-13-76	Cullowhee, N.C.	L	80-91
01-20-77	Cookeville, Tenn.	L	60-81
02-23-77	Richmond	L	66-79
01-21-78	*Cookeville, Tenn.	L	69-85
02-20-78	*Richmond	L	73-78
01-20-79	*Richmond	L	84-94
02-10-79	^Richmond	L	73-82
02-19-79	*Cookeville, Tenn.	L	59-94
01-17-80	*Cookeville, Tenn.	L	60-82
02-17-81	*Richmond	L	67-87
12-10-81	*Richmond	W	80-78
02-25-82	*Cookeville, Tenn.	L	73-92
01-27-83	*Cookeville, Tenn.	L	57-68
02-25-83	*Richmond	L	64-68
01-12-84	*Richmond	L	51-62
02-16-84	*Cookeville, Tenn. L(OT)	78-81	
03-06-84	^Murfreesboro, Tenn.	L	64-70
01-12-85	*Cookeville, Tenn.	L	66-75
02-16-85	*Richmond	L	62-67
03-05-85	^Murfreesboro, Tenn.	L	65-72
01-18-86	*Richmond	L	52-82
02-24-86	*Cookeville, Tenn.	L	70-97
01-17-87	*Cookeville, Tenn.	L	73-100
02-23-87	*Richmond	L	77-95
01-30-88	*Richmond	W	85-70
02-15-88	*Cookeville, Tenn.	L	66-84
01-28-89	*Cookeville, Tenn.	L	66-90
02-13-89	*Richmond	L	72-73
01-27-90	*Richmond	L	68-88
02-12-90	*Cookeville, Tenn.	L	63-82
01-12-91	*Cookeville, Tenn.	L	55-75
02-25-91	*Richmond	W	70-59
01-11-92	*Richmond	W	67-64
02-24-92	*Cookeville, Tenn.	L	60-70
03-10-92	^Cookeville, Tenn.	L	74-81
01-09-93	*Cookeville, Tenn.	L	59-68
02-20-93	*Richmond	L	75-84
01-23-94	*Richmond	W	78-67
02-26-94	*Cookeville, Tenn.	L	60-71
01-23-95	*Cookeville, Tenn.	W	71-62
02-25-95	*Richmond	L	63-64
03-05-95	^Nashville, Tenn.	L	59-63
01-29-96	*Cookeville, Tenn.	L	67-74
02-24-96	*Richmond	W	70-51
03-02-96	^Nashville, Tenn.	W	68-56
01-05-97	*Richmond	W	75-72
02-01-97	*Cookeville, Tenn.	L	77-82
03-01-97	^Nashville, Tenn.	W	69-65
01-24-98	*Richmond	W(3OT)	97-92
02-21-98	*Cookeville, Tenn.	L	71-81
01-21-99	*Cookeville, Tenn.	W	76-71
02-18-99	*Richmond	L	69-86
01-08-00	*Richmond	L	72-88
02-05-00	*Cookeville, Tenn.	L	54-87
01-04-01	*Cookeville, Tenn.	L	72-79
02-01-01	*Richmond	L	66-84
01-03-02	*Richmond	W	71-64
02-04-02	*Cookeville, Tenn.	W	73-68
01-06-03	*Cookeville, Tenn.	W	80-71
02-15-03	*Richmond	W	72-63
03-04-03	^Richmond	L	65-67
01-17-04	*Richmond	W	75-69
03-05-04	^Nashville, Tenn.	W	85-74
01-15-05	*Cookeville, Tenn.	L	57-65

01-05-06	*Richmond	L	61-72
02-04-06	*Cookeville, Tenn.	L	48-73
01-04-07	*Cookeville, Tenn.	L	50-84
02-04-07	*Richmond	L	64-65
01-05-08	*Richmond	W	74-62
02-02-08	*Cookeville, Tenn.	L	64-77
01-10-09	*Richmond	W	66-50
02-05-09	*Cookeville, Tenn.	L	64-82
01-09-10	*Cookeville, Tenn.	L	47-75
02-04-10	*Richmond	W	61-60


Western Michigan (1-0)
at Richmond: 0-0 at Kalamazoo: 0-0
at Neutral Sites: 1-0

Date	Location	W-L	Score
12-02-94	Columbia, Mo.	W	89-66

West Virginia State (0-0)
at Richmond: 0-0 at Institute: 0-0
at Neutral Sites: 0-0

Date	Location	W-L	Score
12-07-10	Richmond	First Meeting	

- Schedule Key**
- * Denotes Ohio Valley Conference Regular Season Game
 - ^ Denotes Ohio Valley Conference Tournament Game
 - # Denotes NCAA Tournament Game



**PREPARE
FOR COMBAT**

**DRIVE HARD TO THE HOOP,
SLOW DOWN FOR NO ONE**

LeBron James is wearing NIKE Pro Combat Hyperstrong Compression Basketball Top, Hyperstrong Basketball Vis Short, Hyperstrong Elbow Sleeve and the NIKE Soldier IV shoes.



Press Passes

Credentials are issued to members of the working media only. Requests for credentials should be made to Kevin Britton, Assistant Director of Athletic Public Relations at (859)622-2006 or kevin.britton@eku.edu. If time permits, credentials will be mailed. Otherwise, they will be left at the media entrance to Alumni Coliseum, located on the east side of the building.

Press Row

Press row is located courtside on the opposite side of the arena from the team benches. Seating is limited and reserved for working members of the media. The press row phone number is (859) 622-5908.

Photographers

All photographers and cameramen must wear a visible credential issued by the Eastern Kentucky Athletic Public Relations department. Photographers may take pictures from the sidelines during the game, provided that they remain a safe distance from the front of the bench and coaching areas. There is NO FLASH photography allowed.

Radio

All of the Eastern Kentucky women's basketball home games, and conference road games, will be broadcast on WEKY 1340 AM. For visiting teams, one phone line is available for radio broadcasts.

Parking

Parking space can be reserved with a request received by EKV's Athletic Public Relations Office at least one working day prior to the game. Media parking is located in the parking lot at Alumni Coliseum. An attendant will direct you to the media parking area.

Services

Game programs, flip cards, game notes and statistics are provided at every Eastern Kentucky home game. A meal and drinks will also be served during or after each game. Complete individual and team statistics, and play-by-play will be available to the media following the game. Wireless internet is available in McBrayer Arena.

Post-Game Interviews

After a 10-minute cooling off period, head coach Chrissy Roberts and requested players will be available for members of the media. Post-game interviews will be conducted in separate defined locations outside of each team's locker room. The Lady Colonels' locker room is CLOSED both at home and on the road.

Player Interviews

Phone interviews will be arranged at the player's convenience, but it is asked that all player interviews (in person or via phone) be arranged through the Athletic Public Relations Office. Requests are asked to be made at least 24 hours in advance.

Coaches' Interviews

The best time to interview Coach Roberts or any member of the coaching staff is in the mornings. Please call the Athletic Public Relations Office to set up all interviews.

How to Get to Eastern Kentucky University

From Cincinnati, Ohio and Points North:

Take I-75 South through Lexington, Ky. Continue south on I-75 Richmond/Knoxville to exit #87 (second Richmond exit). Make a left and cross over the interstate heading east on the Richmond bypass for one mile and you will see the main EKV campus on the left.

From Huntington, W.Va., and Points East:

Take I-64 West for 104 miles to exit #96 (Fort Boonesborough S.P.) and remain on State Highway 627 until intersecting I-75 at exit #95. Take I-75 South to exit #87 (second Richmond exit). Make a left and cross over the interstate heading east on the Richmond bypass for one mile and you will see the main EKV campus on the left.

From Lexington, Ky.:

Take I-75 South to exit #87 (second Richmond exit). Make a left and cross over the interstate heading east on the Richmond bypass for one mile and you will see the main EKV campus on the left.

From Bowling Green, Ky., and Points West:

Take I-65 North to exit #43 (Glasgow) and travel east on the Cumberland Parkway through Somerset to exit #41 on I-75. Travel north on I-75 to exit #87. Turn right at the end of the off ramp and head east on the Richmond bypass for one mile and you will see the main EKV campus on the left.

From Knoxville, Tenn., and Points South:

Take I-75 North approximately 162 miles to exit #87 in Kentucky. Turn right at the end of the off ramp and head east on the Richmond bypass for one mile and you will see the main EKV campus on the left.

Media Contact Information

Athletic Public Relations

Women's Basketball Contact – Kevin Britton

Work Phone . . . 859-622-2006
 Cell Phone 859-358-8359
 Fax 859-622-5108
 E-mail kevin.britton@eku.edu

Mailing/Shipping Address

521 Lancaster Ave.
 Alumni Coliseum 115
 Richmond, KY 40475

Web Site

www.EKUSports.com



Eastern Kentucky's official colors are maroon (PMS 209) and white.



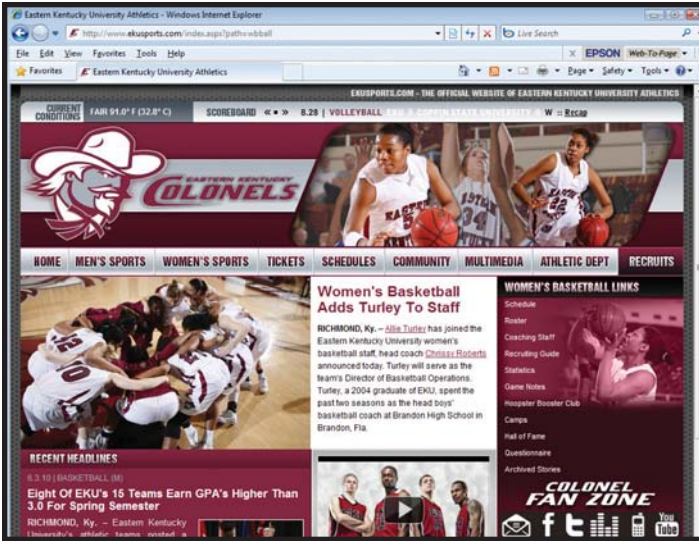
Michael Clark
 Director of Athletic
 Public Relations



Kevin Britton
 Asst. Dir. of Athletic
 Public Relations



Steve Fohl
 Asst. Dir. of Athletic
 Public Relations



EKUsports.com

Eastern Kentucky's Athletic Department unveiled its new web site in the summer of 2008.


The site, which is powered by Internet Consulting Services, features the latest news on all the EKU athletic teams. Live stats, scrolling scoreboard, feature stories, rosters, enhanced player biographies, media guides, game notes, photo galleries and up-to-date schedules are just a few of the items that can be easily accessed through the site.

EKUsports.com also features free streaming audio for each home women's basketball game and road conference games, streaming video for all home games, press conference video clips and breaking news as it happens.

Fans can also sign up for an e-mail newsletter service through the site that will allow them to stay up-to-date on all their favorite Colonel squads.

Not only is the state-of-the-art web site a great place for Lady Colonel fans around the world to browse, but it is also an important tool for media members needing up-to-date information on the Lady Colonels.

In addition, EKUsports.com provides links to other web sites of interest as well, such as the Eastern Kentucky University main site, the Ohio Valley Conference web site and the NCAA web site.



Covering the Lady Colonels

Print
 Winchester Sun
 Contact: Keith Taylor
 ktaylor@winchestersun.com
 859-744-3123
 www.winchestersun.com

Richmond Register
 Contact: Casey Castle
 whaun@richmondregister.com
 859-623-1669 x242
 www.richmondregister.com

Television
 Lexington Herald-Leader
 Contact: Mark Maloney
 mmaloney@herald-leader.com
 859-231-3100
 www.kentucky.com

Louisville Courier-Journal
 Contact: Michael Grant
 mgrant@courier-journal.com
 502-582-4011 x4096
 www.courier-journal.com

WLEX (Channel 18)
 Contact: Brent Carney
 bcarney@lex18.com
 859-259-1818
 www.wlaxtv.com

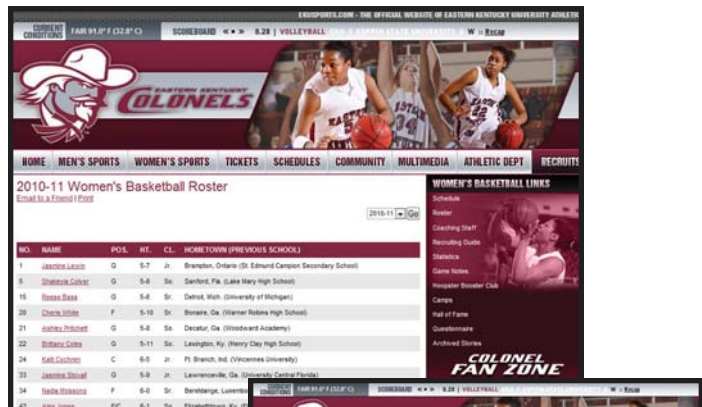
Eastern Progress
 Contact: Darren Zancan
 progress@eku.edu
 859-622-1000
 www.easternprogress.com

WTVQ (Channel 36)
 Contact: Dan Rieffer
 drieffer@wtvq.com
 859-294-3636
 www.wtvq.com

Associated Press
 Contact: Jeff McMurray
 jmcmurray@ap.org
 502-777-9138
 www.ap.org

WYMT (Channel 57)
 Contact: Derek Forrest
 derek.forrest@wymtnews.com
 606-436-5757
 www.wymtnews.com

Danville Advocate-Messenger
 Contact: Larry Vaught
 larry@amnews.com
 859-236-2551
 www.amnews.com



2010-11 LADY COLONELS



1 | JASMINE LEWIN

G • 5-7 • JUNIOR
Brampton, Ontario
St. Edmund Campion Secondary



5 | SHAKEYIA COLYER

G • 5-8 • SOPHOMORE
Sanford, Fla.
Lake Mary High School



10 | RAEHELE GRAY

G • 5-5 • JUNIOR
Shelbyville, Ky.
Marshall University



11 | JENNIFER SMILEY

G • 5-7 • FRESHMAN
Radcliff, Ky.
North Hardin High School



12 | AIMEE BOUIE

F • 6-1 • FRESHMAN
New Castle, Del.
Alexis I. duPont High School



15 | REESE BASS

G • 5-6 • SENIOR
Detroit, Mich.
University of Michigan



20 | CHERIE WHITE

F • 5-10 • SENIOR
Bonaire, Ga.
Warner Robins High School



21 | ASHLEY PRITCHETT

G • 5-8 • SOPHOMORE
Decatur, Ga.
Woodward Academy



22 | BRITTANY COLES

G • 5-11 • SOPHOMORE
Lexington, Ky.
Henry Clay High School



24 | KAITI COCHREN

C • 6-5 • JUNIOR
Ft. Branch, Ind.
Vincennes University



25 | MARIE CARPENTER

G • 5-8 • FRESHMAN
Nashville, Tenn.
Ensworth School



32 | JADE BARBER

F • 6-2 • JUNIOR
Louisville, Ky.
Ball State University



33 | JASMINE STOVALL

G • 5-9 • JUNIOR
Lawrenceville, Ga.
University of Central Florida



34 | NADIA MOSSONG

F • 6-0 • SENIOR
Bereldange, Luxembourg
University of Luxembourg



42 | ALEX JONES

F/C • 6-1 • SOPHOMORE
Elizabethtown, Ky.
Elizabethtown High School



CHRISSEY ROBERTS

HEAD COACH
Third Season
Eastern Kentucky, '98



MELISSA KOLBE

ASSISTANT COACH
Third Season
Wittenberg, '99



KENT MILLER

ASSISTANT COACH
Third Season
Eastern Kentucky, '81



CANDICE FINLEY

ASSISTANT COACH
Third Season
Eastern Kentucky, '02



ALLIE TURLEY

DIRECTOR OF OPERATIONS
First Season
Eastern Kentucky, '04