

8-1-1959

The Kentucky High School Athlete, August 1959

Kentucky High School Athletic Association

Follow this and additional works at: <http://encompass.eku.edu/athlete>

Recommended Citation

Kentucky High School Athletic Association, "The Kentucky High School Athlete, August 1959" (1959). *The Athlete*. Book 44.
<http://encompass.eku.edu/athlete/44>

This Article is brought to you for free and open access by the Kentucky High School Athletic Association at Encompass. It has been accepted for inclusion in The Athlete by an authorized administrator of Encompass. For more information, please contact Linda.Sizemore@eku.edu.

THE KENTUCKY



High School Athlete

duPONT MANUAL HIGH SCHOOL BASEBALL TEAM
K. H. S. A. A. CHAMPION—1959



(Left to Right) Front Row: Campbell, Greer, Hambrick, Atwell, Marr, Melear, Eddleman, Rice, Mantell, Carroll, Coach Kimmel. Second Row: Mgr. Thompson, Thompson, Suhr, Watson, Murphy, Linville, Lane, Nelson, Ferriell, Williams, Clark, Brown.

Official Organ of the **KENTUCKY HIGH SCHOOL ATHLETIC ASSN.**

AUGUST - 1959

Kentucky High School Track Meet

Lexington, Kentucky, May 22-23, 1959

Highlands High School Track Team---K.H.S.A.A. Champion 1959



(Left to Right) Front Row: Cope, West, Kellen, Ullman, Taylor, Moebus, Hill, Popp. Second Row: Miller, Hall, Ross, Capt. Sprou, Capt. Emmons, First, Kiel, Johnson, Dapper. Third Row: Barrett, Mosley, Herfel, Berry, Diemar, Williams, Waite, Luedeke, McKenna, Coach Sadosky. Fourth Row: Dzesch, Dorsey, Baumgartner, Turner, Glier, Commer, Chapman, Argenio.

120 Yard Hurdles—

1. Boyd—Danville
 2. Broaddus—Eastern
 3. Liter—Trinity
 4. Jordan—Male
 5. Travis—Caldwell County
- Time: 15.3

100 Yard Dash—

1. Sprou—Highlands
 2. McGee—Hopkinsville
 3. Lewis—Manual
 4. Wallace—Meade County
 5. Henry—Trinity
- Time: 10.2

Mile Run—

1. Cleaver—Bourbon County
 2. Groce—Southern
 3. Wells—M. M. I.
 4. Mathis—Waggener
 5. Sanders—Henderson County
- Time: 4:33.4

880 Yard Relay—

1. Highlands
 2. Trinity
 3. Valley
 4. Male
 5. Hopkinsville
- Time: 1:33.9

440 Yard Dash—

1. Jokl—Lafayette
 2. Schwartz—Atherton
 3. Campbell—Ashland
 4. Dawson—Holmes
 5. Stamper—Tilghman
- Time: 50.5

180 Yard Hurdles—

1. Lienhardt—Newport
 2. Travis—Caldwell County
 3. Boyd—Danville
 4. Liter—Trinity
 5. Bersot—Atherton
- Time: 20.6

880 Yard Run—

1. Cleaver—Bourbon County
 2. Stephens—M. M. I.
 3. Cambron—St. Xavier
 4. Mathis—Waggener
 5. Pfanstiel—Tilghman
- Time: 2:00.5

Cleaver set a new state record of 1:58.4 in the qualifying heat.

220 Yard Dash—

1. Sprou—Highlands
 2. Jokl—Lafayette
 3. Cooper—Lebanon Rosenwald
 4. Miller—Male
 5. McGee—Hopkinsville
- Time: 22.8

Mile Relay—

1. Tilghman
2. Trinity
3. Southern
4. Highlands
5. Shawnee

Time: 3:31.5
(New Record)

Shot Put—

1. Hayden—St. Joseph Jrep.
2. Bell—Eastern
3. Greenslait—Raceland
4. Mattingly—Trinity
5. Stamper—Tilghman

Distance: 51'5 5/8"

Pole Vault—

1. Jennings—Holmes
2. Griffith—Ashland
3. Simpson—Newport
4. Page—Eastern
5. Schott—Hazel Green
5. Seward—Valley
5. Schuette—Henderson City
5. Baker—Tilghman
5. Jackson—Shawnee
5. Stith—Meade County

Height: 11' 4 1/2"

(Continued on Page Fifteen)

The Kentucky High School Athlete

Official Organ of the

Kentucky High School Athletic Association

VOLUME XXII—NO 1

AUGUST, 1959

\$1.00 Per Year

Report of Audit

Louisville, Kentucky, July 9, 1959

Mr. Theodore A. Sanford, Secretary & Treasurer
Kentucky High School Athletic Association
Lexington, Kentucky

Dear Sir:

Pursuant to instructions received, we have made an audit of the books and records of the Kentucky High School Athletic Association for the period of one year beginning July 1, 1958, and ending June 30, 1959. In addition we have prepared and attached hereto, statements of the Receipts and Disbursements, which in our opinion, reflect the true financial condition of the Association as of June 30, 1959.

The Cash Funds on Hand and U. S. Savings Bonds Accounts were found to be correct and verified by letter from your depositories.

We find records presented to us for the purpose of audit to be in agreement and in good condition.

Respectfully submitted,

JOHNSON-FOWLER & COMPANY

By Euet L. Johnson
Certified Public Accountant

KENTUCKY HIGH SCHOOL
ATHLETIC ASSOCIATION
PERIOD FROM JULY 1, 1958 TO JUNE 30, 1959

STATEMENT OF

RECEIPTS AND DISBURSEMENTS

RECEIPTS:

Balance in Checking Account July 1, 1958		\$ 18,655.84
Annual Dues: 453 @ \$3.00	\$ 1,359.00	
Officials' Dues:		
Football: 373 @ \$3.00	1,119.00	
Basketball: 1,212 @ \$3.00	3,636.00	
Reciprocity Officials:		
Football: 32 @ \$1.00	32.00	
Basketball: 18 @ \$1.00	18.00	
Officials Fines: 19 @ \$5.00	95.00	
Schools' Fines: 1 @ \$5.00	5.00	
Redeposits (Bad checks made good)	30.00	
Advertising in Magazine	800.00	
Sale of Rules Books	131.50	
Ticket Sales - Annual Meeting	210.00	
Interest Received from Government Bonds	1,361.00	
Savings and Loan Ass'n	268.30	
Interest received from Union Federal Savings & Loan Ass'n	256.66	
Transferred from Union Federal Loan Association Savings Account	4,000.00	
Temporary Loan from First Federal Savings & Loan Association	6,000.00	
Transferred from State Basketball Tournament Account	81,913.07	
Refunds - State Baseball Tournament	451.30	
Receipts - State Baseball Tournament	625.50	
Overpayment	12.00	
	102,321.33	
	\$120,977.17	

DISBURSEMENTS:

Board of Control Expense	\$ 3,811.72
Commissioner's Salary (Base Sal. \$10,500)	7,662.85
Expense - Commissioner's Office	381.85
Ass't Commissioner's Salary (Base Sal. \$7,500)	6,001.00
Travel Expense - Ass't Commissioner	1,002.98
Clerical Help	4,770.77
Janitor Service	753.88
Postage	2,027.99
Office Supplies	491.46
Janitor Supplies	58.87
Insurance	363.76
Equipment Repairs & Service Contracts	411.23
Building Repairs	8.50
Payment of Short Term Loan	6,665.79
Utilities	758.87
Telephone and Telegraph	1,082.80
Fidelity Bonds	43.78
Printing	2,229.92

Appropriation to Kentucky Coaches Charity Ass'n	500.00
Appropriation to K.A.P.O.S.	200.00
Purchase of National Federation Publications	1,798.69
Delegates to National Federation Meetings	2,142.69
National Federation Dues	126.20
Girls Division - N.S.G.W.S.	300.00
Rental on Films	481.00
Audit	50.00
Refunds	12.00
Bad Checks	39.00
Meals - Annual Banquet	1,650.00
Speaker - Annual Banquet	50.00
Taxes:	
Federal Income Tax Withheld	\$ 3,307.20
Social Security	776.88
City Income Tax Withheld	373.88
State Income Tax Withheld	589.44
Hospitalization Withheld	288.10
	5,336.44

Transfer of Funds:		
To Savings Accounts	4,000.00	
To K.H.S.A.A. Protection Fund	18,500.00	22,500.00

Magazine:		
Printing and Engraving	3,904.64	
Mailing	85.00	3,989.64

Officials' Division:		
Honorariums and Expenses - Clinics	1,110.46	
Printing and Miscellaneous Expense	45.40	
School for Basketball Officials Expense - Regional Basketball Clinics	1,357.50	
Officials' Emblems	269.12	
	352.10	3,134.58

Swimming:		
State Committee Expense	284.86	
Trophies and Medals (State Meet)	477.57	
Officials (State Meet)	236.40	
Mileage and Local Entertainment (State Meet)	2,126.06	3,124.89

Golf:		
Mileage and Local Entertainment (State Tournament)	926.61	
Trophies and Awards	708.84	
Miscellaneous Expenses	37.10	1,625.55

Tennis:		
Mileage and Local Entertainment (State Tournament)	218.61	
Trophies and Balls	1,051.60	
Miscellaneous Expenses	75.50	1,346.01

Track:		
Regional Expense	370.71	
Trophies and Awards	1,768.41	
State Committee Expense	585.12	
Officials	530.00	
Mileage and Local Entertainment (State Meet)	371.10	
Miscellaneous Expenses (State Meet)	8.00	
New Equipment	93.38	
State Clinic	16.00	9,727.00

Baseball:		
Refunds on District Tournament Deficits	4,076.06	
Trophies and Awards	1,358.08	
Refunds on Regional Tournament Deficits	388.30	
Baseballs (State Tournament)	85.26	
Transportation (State Tournament)	581.10	
Meals (State Tournament)	1,008.00	
Ticket Sellers and Takers (State Tournament)	74.00	

(Continued on Page Three)

AUGUST, 1959

VOL. XXII—NO. 1

Published monthly, except June and July, by the Kentucky

High School Athletic Association

Office of Publication, Lexington, Ky.

Entered as second-class matter in the post office at Lexington,
Kentucky under the act of March 3, 1879.

Editor.....THEO. A. SANFORD

Assistant Editor.....J. B. MANSFIELD
Lexington, Ky.

BOARD OF CONTROL

President.....Russell Williamson (1956-60), Inez
Vice-President.....Louis Litchfield (1957-61), Marion
Directors—W. B. Jones, (1957-61) Somerset; W. H. Crowluis
(1958-62) Franklin; Jack Dawson (1958-62), Louisville; Robert
P. Forsythe (1959-63), Greenville; K. G. Gillaspie (1959-63),
Georgetown; Cecil A. Thornton (1956-60), Harlan.

Subscription Rates.....\$1.00 Per Year

From the Commissioner's Office

Football Clinics

The 1959 clinics for football officials will be conducted by Athletic Director Edgar McNabb, Assistant Principal of the Beechwood High School, South Fort Mitchell. Mr. McNabb has been the K. H. S. A. A. representative on the National Federation Football Committee for several years. The dates and sites of the clinics are as follows: August 16, Ashland Y. M. C. A., 8:00 P. M. (EST); August 17, Pikeville High School, 8:00 P. M. (EST); August 18, Bell High School, Pineville, 8:00 P. M. (EST); August 23, Bowling Green High School, 8:00 P. M. (CST); August 24, Henderson High School, 8:00 P. M. (CDT); August 25, Mayfield High School, 8:00 P. M. (CST); August 30, Newport High School, 8:00 P. M. (EST); August 31, University High School, Lexington, 8:00 P. M. (CDT); September 1, Kentucky Hotel, Louisville, 8:00 P. M. (CDT).

Registration of Officials

Football and basketball officials previously registered have received their renewal application cards for the 1959-60 school year. Approximately one hundred officials failed to file their 1958-1959 reports on or before the deadline set by the Board of Control for the submitting of reports, and it was necessary to impose fines on these officials who failed to comply with Association rules. It is an Association requirement that each registered official attend the clinic in the sport in which he is registered. Twenty-eight football officials and eighty-eight basketball officials were suspended in 1958-59 for failure to attend clinics.



Acree Austin

IN MEMORIAM

Acree Austin, Vice-President of Mayfield's Liberty Savings Bank, former clerk of the state's highest court, and prominent official in K.H.S.A.A. sports, died in Mayfield on May 4 from complications which followed an operation. Mr. Austin, who was affectionately known as "Spurg" to hosts of school people and other friends, had been public-address-system announcer at the state high school basketball tournaments for the past twelve years. He was stricken on the last day of the tournament in March at Lexington.

Mr. Austin, who was born in Paducah, attended high school at Boaz and at Mayfield. After graduation from Murray State College, where he majored in physical education, he taught at Symsonia. In 1935 he married Miss Irene Collier, also a teacher. They had two children.

Once Mr. Austin served as finance director of the National Youth Administration in Kentucky, supervisor of the agricultural census in the First Congressional District, and assistant to the intelligence officer at the Kentucky Ordnance Works. He was known in Western Kentucky for his work during many years as a basketball and football referee, and for promotion of an annual basketball game for the benefit of crippled children. He had been general manager of the Mayfield baseball team in the old Kitty League, athletic director for a Mayfield clothing firm, and recreation director for the old Works Progress Administration in Kentucky. He was Clerk of the State Court of Appeals during the 1952-56 period, after serving four years as circuit clerk in Graves County.

Bill Powell, in a moving editorial which appeared in the Paducah Sun-Democrat, said of Acree Austin:

"Men are hard to measure; you can't always tell what they were by what they built or wrote or painted or carved. Social and economic marks don't mean much either.

"Some men make the grade who shouldn't;

others fall by the wayside when they should rise high. Personalities, too, are confusing, and so are most of the other measurements of men and women.

"But there is one sure way you can tell what a man was. That is by the number of friends he had.

"By this measure, Acree Austin stood far above most people. Acree, who died this week at the age of 50, made and kept an incredible host of good friends who sought him out while he lived and sorrowed when he died. * * *

"At his peak Western Kentucky never had a better basketball official. Acree Austin gave the game some kind of unusual dignity, and he gave the boys respect for themselves and for the rules they were supposed to follow.

"It was some kind of pleasure to be bawled out on the court by Acree Austin. He made me feel important instead of embarrassed or little. But he let me and all the others know that it was follow his instructions or watch the game from the stands. * * *

"Acree never lost his interest in athletics and was in charge of the public address system at the state basketball tournament every year. He got sick during the 1959 tournament and never recovered.

"The state tournament will miss the strong, yet high-pitched, voice of 'Spaghetti' Austin."

AUDIT—

(Continued from Page One)

Lodging (State Tournament)	400.00	
Scorer (State Tournament)	25.00	
Umpires (State Tournament)	210.00	
Expenses - Ass't Manager (State Tournament)	48.00	
State Clinic	100.40	
Grounds Men (State Tournament)	30.00	8,384.20

K.H.S.A.A. Retirement Fund		4,500.00
Cross Country:		
Mileage and Local Entertainment (State Meet)	824.40	
Trophies and Awards	351.89	
Expenses (Regional Meets)	12.50	
Miscellaneous Expenses	33.60	\$1,222.39

Receipts	\$120,977.17
Disbursements	110,234.80

Cash Balance

BANK RECONCILEMENT:

Balance per Bank Statement, June 30, 1959	\$11,166.03
Less Outstanding Checks:	
No. 452	\$ 39.81
No. 514	51.00
No. 680	50.00
No. 681	29.05
No. 682	144.85
No. 683	3.57
No. 684	94.08
	423.66

True Bank Balance June 30, 1959


FUNDS ON HAND:

Cash Balance - First National Bank & Trust Company	\$10,742.37
U. S. Savings Bonds (Value June 30, 1959)	48,783.50
Savings Account - First Federal Savings & Loan Ass'n	10,000.00
Savings Account - Union Federal Savings & Loan Ass'n	10,000.00
K.H.S.A.A. Protection Fund	4.83

Total Funds on Hand, June 30, 1959

Estimated Value of K.H.S.A.A. Building and Equipment

ST. XAVIER'S CHAMPIONSHIP TENNIS TEAM



(Left to Right): Bro. Valens, Coach; John Evans, singles Champion and member of the doubles championship team; Jackie Cooper of the doubles team; Bobby Cooper, regional semifinalist.

**RECEIPTS AND DISBURSEMENTS
1959 STATE BASKETBALL TOURNAMENT**

RECEIPTS:

Ticket Sales	\$108,300.00
Profit on Program	2,723.92
	\$111,023.92

DISBURSEMENTS:

Printing	\$ 735.78
Trophies and Awards	678.84
Postage	150.00
Public Liability Insurance	732.57
Incidental Expense - (16 Teams)	4,806.00
Transportation	1,414.30
Lodging	3,977.35
Meals	6,743.50
Coliseum Rental	3,017.50
Organist	50.00
Officials' Fees and Expense	1,572.20
Scorers and Timers	480.00
Shot Chart Keepers and Statisticians	228.00
Ushers	200.00
Ticket Sellers, Ticket Takers, and Guards	1,798.00
Public Address Announcers	170.00
Telephone and Telegraph	55.74
Films	190.00
Towel Service	51.00
Taxi Service for Teams	130.00
Miscellaneous Expenses - Tournament Manager	26.00
Honorariums and Expenses - Ass't Tournament Managers	1,233.07
Detective Service	660.00
Audit	25.00
	\$ 29,110.85

Transfer of Funds - Amount Transferred to K.H.S.A.A. as Tournament Profit

**RECEIPTS AND DISBURSEMENTS
K.H.S.A.A. PROTECTION FUND
JULY 1, 1958 TO JUNE 30, 1959**

RECEIPTS:

Balance in Checking Account July 1, 1958	\$4,089.41
Players Insurance Fees:	
Football: 4,690 @ \$3.00	\$14,070.00
Phys. Ed. & All Sports except Football:	
6,733 @ \$1.00	6,733.00
	\$20,803.00
Less Credit Allowed	8,892.00
	\$11,911.00
Officials Insurance Fees:	
Football: 45 @ \$3.00	135.00
Basketball: 254 @ \$1.00	254.00
Cash Transferred from K.H.S.A.A. Account	18,500.00
Redeposits (Bad checks made good)	29.00
Total Receipts	\$ 30,829.00
	\$ 34,918.41

DISBURSEMENTS:

Postage	-----	\$ 150.00	
Printing	-----	301.70	
Claims Paid:			
Football	-----	24,620.39	
Basketball	-----	6,492.12	
Baseball	-----	592.26	
Track	-----	35.50	
Clerical Help	-----	2,008.87	
Taxes:			
Federal Income Tax Withheld	-----	474.60	
Social Security	-----	125.22	
State Income Tax Withheld	-----	44.44	
City Income Tax Withheld	-----	39.48	
Bad Checks	-----	29.00	\$ 34,913.58
Cash Balance in Bank	-----		\$ 4.83

BANK RECONCILEMENT:

Balance per Bank Statement, June 30, 1959	-----	\$ 1,006.71	
Less Outstanding Checks:			
No. 734	-----	\$ 8.00	
No. 755	-----	5.00	
No. 822	-----	16.00	
No. 828	-----	28.00	
No. 854	-----	15.00	
No. 921	-----	6.00	
No. 978	-----	10.00	
No. 1001	-----	10.00	
No. 1151	-----	20.00	
No. 1173	-----	5.00	
No. 1176	-----	26.50	
No. 1193	-----	50.00	
No. 1204	-----	12.00	
No. 1206	-----	25.00	
No. 1210	-----	39.00	
No. 1216	-----	23.00	
No. 1218	-----	143.20	
No. 1219	-----	23.00	
No. 1220	-----	10.00	
No. 1221	-----	10.00	
No. 1222	-----	50.00	
No. 1223	-----	196.38	
No. 1224	-----	10.00	
No. 1225	-----	11.43	
No. 1226	-----	10.14	
No. 1227	-----	155.88	
			1,001.88
True Bank Balance, June 30, 1959	-----		\$ 4.83

MAYFIELD GOLF TEAM WINS STATE TOURNAMENT

The Mayfield High School Golf Team won the 1959 State High School Golf Tournament with the low score of 630. The tournament was held at Fort Knox Lindsey Golf Course on May 25-26, and was managed by Coach John W. Hackett, of the Fort Knox High School. The St. Xavier High School team was runner-up with a score of 639, and the Trinity High School was third with 649. Other team scores were: Danville, 660; Maysville, 663; Dixie Heights, 667; Owensboro, 671; Bowling Green, 674; Fern Creek, 675; Southern, 679; Atherton, 683; Waggener, 685; St. Joseph's, 692; Seneca, 700; Flaget, 703; Russellville, 713; Middlesboro, 723.

Ted Hale of Mayfield was individual champion with a score of 148. He shot a one-over par 73 on the final eighteen holes. Bruce Wyatt of Shawnee and J. Knight of Danville tied for second place with 151.

One hundred boys took part in the tournament. Individual scores of some of the leaders are as follows:

148—Hale (Mayfield)
151—Wyatt (Shawnee); Knight (Danville)
154—Ferrell (Trinity)
155—Settles (Owensboro); Ahern (St. Xavier)
156—Kettenacker (Dixie Heights)
157—Lyles (Scottsville); Lally (St. Xavier); Harp (Mayfield)
158—Ryan (St. Joseph)
160—Heilman (Franklin Co.); Traxel (Maysville); Belote (Mayfield); Casabella (Flaget); Ehlen (Dixie Heights)
161—Broham (Trinity); Jones (Bowling Green); Royal (Southern); Jurek (Atherton)
162—Dillion (Trinity); Kirk (Maysville)
163—VanHoose (Paintsville); Denham (Seneca); Miner (St. Xavier); Scherer (Waggener); Wilson (Owensboro)
164—Houston (Southern) Grasci (Flaget); Baron (St. Xavier)
165—Edinger (Seneca); Neat (Fern Creek); Doll (Manual); Lancaster (Mayfield)
166—Queenan (Trinity); Noles (Fern Creek); Ferrell (Danville)
167—Stephens (Fern Creek); Roy (Country Day); Vance (Atherton); Weick (Oldham Co.); Demling (Trinity)
168—Blank (Covington Catholic); Brown (Maysville); Young (Owensboro); Cockrell (Danville); Hagan (Bowling Green)

MAYFIELD'S CHAMPIONSHIP GOLF TEAM



(Left to Right): Coach Story, Hale (individual champion), Belote, Lancaster, Harp.

MINUTES OF BOARD MEETING

The Board of Control of the Kentucky High School Athletic Association met at the Beechwood High School, South Fort Mitchell, Kentucky, on Friday morning, July 31, 1959. The meeting was called to order by President Russell Williamson at 9:30, with all Board members, Commissioner Theo. A. Sanford, and Assistant Commissioner J. B. Mansfield present.

Jack Dawson moved, seconded by Louis Litchfield, that the reading of the minutes of the April 17th meeting be waived, since the members of the Board had received copies of these minutes. The motion was carried unanimously.

The Commissioner made a report to the Board on the receipts and disbursements of the K.H.S.A.A. and K.H.S.A.A. Protection Fund for the year 1958-59. He presented copies of his audit, recently prepared by the Johnson-Fowler Company of Louisville. Total funds on hand June 30, 1959, were reported as being \$79,530.70. He stated that a complete break down on receipts and expenses would appear in a forthcoming issue of the magazine. He then presented a proposed K.H.S.A.A. budget for the year 1959-60 with estimated receipts of \$105,920.00 and estimated disbursements of \$104,710.00. There was general discussion of the various budget items. W. B. Jones moved, seconded by Jack Dawson, that the report of the Commissioner be accepted and approved; and that the 1959-1960 K.H.S.A.A. budget be adopted as presented. The motion was carried unanimously.

K. G. Gillaspie and Robert P. Forsythe gave reports on the annual meeting of the National Federations adopted by the Board of Control. He further on June 28 - July 2, 1959.

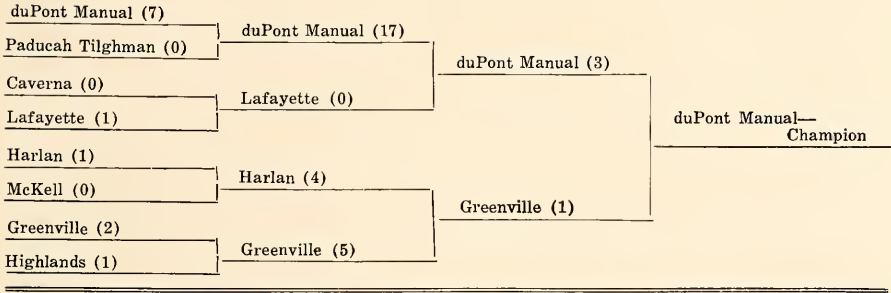
The Commissioner stated that plans were moving along for the holding of the first K.H.S.A.A. football championships, scheduled for the forthcoming 1959 season. He stated that schools had been assigned to their classes and regions, and that he would put into effect the various regulations for determining the champions in the three classes, previously adopted by the Board of Control. He further stated that a plan should be adopted to break a tie for a regional class championship if one should occur in the Dickinson System ratings. The Com-

(Continued on Page Twenty)

Kentucky High School Baseball Tournament

Stoll Field, Lexington, Kentucky

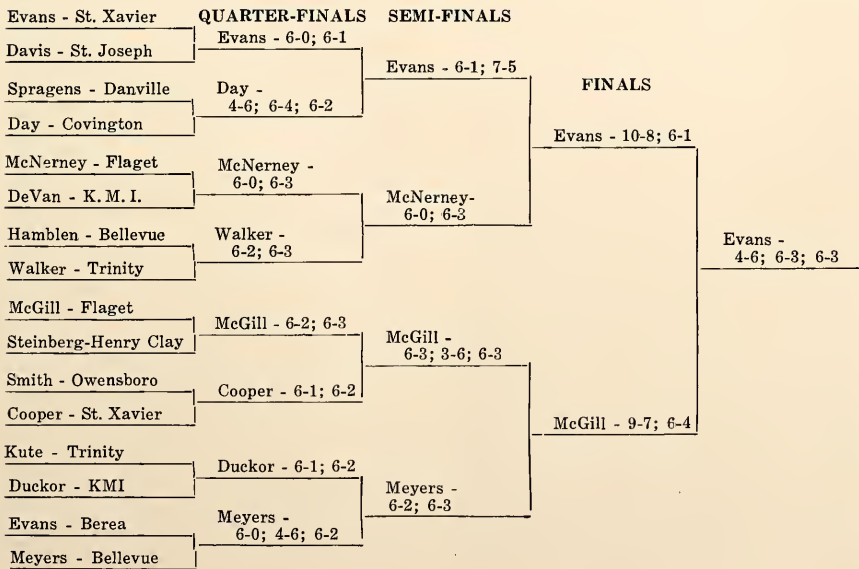
June 3 - 4, 1959



Twenty-Seventh Annual Kentucky High School Tennis Tournament

Shawnee Park, Louisville, May 18 - 19, 1959

SINGLES



TENNIS DOUBLES

SEMI-FINALS		FINALS	
St. Xavier	St. Xavier	St. Xavier — 6-2; 6-2	
Bye			
Henry Clay	Trinity — 6-1; 6-4		
Trinity		St. Xavier — 6-1; 8-6	
Atherton	Atherton—9-7; 2-6; 6-0		
K. M. I.		Bellevue — 9-7; 6-2	
Owensboro	Bellevue — 6-2; 6-2		
Bellevue			

Schools' Ratings on Basketball Officials

The following ratings were received on basketball officials registered with the K.H.S.A.A. during 1958-59. The numbers following each name represent respectively the number of Excellent, Good, Fair, and Poor ratings given to the official.

Abbott, Lester E., 0-0-0-1; Abell, James A., 2-6-0-0; Abernathy, George R., 3-0-0-0; Able, Forest, 6-14-3-0; Adams, Cecil Edward, 4-0-2-2; Adkins, Alec K., 2-0-2-0; Adkins, Raymond C., 28-40-15-0; Akins, Charles, 9-16-3-1; Akridge, Dean, 2-0-0-0; Alexander, Rex E., 16-14-4-1; Allen, Jack R., 2-6-0-0; Alexander, Lowry R., 8-7-2-1; Allen, Nelson R., 9-17-4-0; Allison, Don, 0-0-1-0; Almon, James H., 0-1-0-1; Almond, Alvin, 1-2-0-0; Amburzy, Jesse, 1-0-0-0; Arlington, William Robert, 0-0-1-2; Arnold, Kenneth, 22-36-3-2; Arnold, Marvin R., 0-7-3-0; Ashley, Kenneth, 1-8-4-2; Austin, Ray, 2-5-1-2; Austin, W. G., 1-7-4-0; Jack, Adrian G., Jr., 4-13-4-2; Bailey, Arville, 2-9-3-1; Baird, Bill, 2-6-1-0; Baker, Charles T., 1-3-4-1; Baker, Fred, 0-2-0-0; Baker, James E., 23-18-4-3; Baker, Morris, 1-2-2-0; Ball, Denver, 5-6-2-1; Ballard, Jack H., 11-15-2-0; Ballinger, Richard L., 6-13-8-3; Bankemper, Jerome, 3-0-0-0; Bankemper, Thomas, 0-0-1-0; Barker, Donald, 0-1-0-0; Barker, Harold, 6-0-0-0; Barker, Walter D., 0-11-2-0; Barlow, Billy B., 3-2-0-0; Barnes, Judson, 8-8-0-1; Barnett, J. W., 0-4-0-1; Barry, Harold, 1-8-0-2; Barton, Walter W., 1-5-4-0; Baskin, Sylvester, 0-15-0-1; Batten, Wade H., 1-1-0-0; Baumeyer, William A., 0-4-0-0; Beard, Monic, 6-15-1-0; Beard, Ralph M., 3-11-1-9; Begley, James P., 0-2-4-0; Begley, James P., 0-2-4-0; Bell, Clarence T., 2-11-4-0; Benedict, Johnny, 0-3-0-0; Bennet, Bert A., 6-18-6-1; Bennett, Gene, 0-8-1-0; Bentley, James, 0-10-6-5; Betz, Dick, 8-5-2-2; Billings, B. E., 0-3-0-1; Black, Charles D., 11-17-3-0; Black, Clarence, 11-8-1-0; Blackburn, Adrian, 1-5-7-0; Blackburn, Clyde W., 9-9-3-5; Blackburn, Viley O., 1-1-0-0; Blankenship, Zeb, 0-1-0-0; Blanton, Charles R., 1-0-0-0; Blanton, Homer, 10-27-2-0; Bonner, William, 0-7-1-0; Bosch, Bill, 8-9-3-0; Bowling, Roy, 0-7-0-1; Bowman, Earl G., 11-15-3-1; Boyd, Tommy, 0-2-1-0; Boyles, Paul E., 11-21-7-4; Bradshaw, Bill, 1-12-7-4; Branaman, Bill, Jr., 11-19-1-0; Braugher, David L., 1-3-1-1; Braun, Bob, 4-13-7-0; Brewer, Randal, 4-24-7-3; Brichler, Joe A., 1-7-1-0; Bridges, Bennie E., 32-16-2-0; Ericson, Hubert, 0-4-1-0; Britzidine, Vic, 24-2-0-0; Broderick, Carroll A., 33-38-4-2; Brotzge, Maurice J., 0-6-0-2; Brown, Bill G., 0-0-0-3; Brown, Bryant, 7-23-4-2; Brown, C. R., 1-3-0-0; Brown, E. C., 8-17-20-4; Brown, James A., 1-4-1-1; Brown, James W., 9-24-8-7; Brown, J. Carlton, 8-20-0-2; Brown, John W., 9-15-2-0; Brown, Thomas, 2-0-0-0; Browning, William H., 1-15-3-5; Bruner, Walter J., 4-11-1-0; Brummett, Joseph W., 27-25-3-2; Brunch, Jack C., 8-15-3-2; Bryant, William B., 2-1-0-0; Buis, N. A., 10-30-7-2; Bunn, Kenneth, 1-1-8-3; Burchard, Frank V., Jr., 1-8-0-0; Flag, Robert A., 0-9-2-1; Fleanor, Francis, 2-19-5-2; Flood, Earl S., 2-6-0-0; Florence, T. G., 0-2-4-0; Flynn, Bobby, 35-37-2-1; Forrest, Billy Joe, 3-7-0-0; Fort, John W., 2-1-2-1; Foster, Berrymund, 0-20-0-0; Foster, W. R., 0-1-0-0; 24-40-3-0; Fraley, Bill, 0-8-7-0; Francis, George, 5-10-2-0; Francis, Wendell, 1-9-0-1; Franklin, Robert, 3-6-3-2; Freese, Oliver T., 1-1-1-0; Fritz, Sherman, 23-39-7-1; Fugate, E. Leigh, 2-16-5-3; Fuller, John R., 1-3-4-0; Fuson, Shelvie, 9-6-0-0.

E., 2-1-5-2; Clark, Owen B., 1-1-0-0; Coakley, Robert D., 0-7-4-1; Coffey, Kenneth B., 6-37-7-1; Cohen, Robert, 1-1-1-1; Cole, Harold E., 1-1-1-0; Coleman, L. J., Jr., 12-14-1-1; Colgan, Donald L., 3-7-4-4; Collins, Bill, 0-1-3-0; Combs, James Glenn, 2-4-2-3; Combs, Roy B., 2-5-0-2; Combs, Travis, 1-2-1-0; Conroy, George, 38-133-1; Conley, Ted Lynn, 1-9-3-0; Conley, Tom W., 0-9-0-0; Conn, Hershel, 10-0-0-1; Cooke, George W., 8-28-0-0; Cooper, John, 0-1-0-0; Cooper, John Wellington, 6-11-1-2; Cooper, Warren H., 34-20-1-2; Copley, Sidney M., 4-1-1-1; Coppage, Donald L., 2-5-1-0; Cox, Ralph, 5-6-2-0; Cox, Rufus A., 0-13-1-0; Coyle, Ernest T., 4-2-0-0; Craft, Bill, 33-17-6-3; Craig, John G., 3-12-1-3; Crawford, Donald R., 0-3-1-0; Creekmore, Ken, 4-16-3-1; Cropper, William C., 0-3-3-0; Crosthwaite, John S., Jr., 30-17-0-2; Crutcher, James W., 28-30-7-0; Crutcher, Joseph Lamar, 0-6-4-1; Cullivan, Jim, 3-5-2-1; Culp, Capt. Willard E., 2-1-2-0; Cummins, Albert B., 4-7-2-0; Cummings, Dale A., 3-7-1-0; Cunningham, Julian R., 0-9-1-0; Current, E. Ray, 2-2-1-0; Curtis, Robert Lee, 0-1-1-0.

Dame, L. J., 0-1-1-0; Daniels, W. R., 1-4-0-0; Daum, Charles A., 3-11-1-0; Davenport, Robert B., 2-14-8-4; Davenport, William R., 2-16-8-3; Davis, Donald, (Bellevue) 11-14-3-1; Davis, Donald, (Science Hill) 3-1-0-0; Davis, Dwight, Jr., Jr., 4-31-5-2; Davis, Ralph E., 7-7-0-0; Davis, William "Bunny", 0-13-3-2; DeGroot, James A., 0-1-0-1; DeMoisey, Fox, 26-46-0-0; DeMoisey, Truett K., 29-41-8-1; Denney, B. L., 2-20-4-1; Denton, Charles M., 0-6-2-0; Deskins, Tilden, 9-14-4-1; Diachenko, Nick C., 7-8-1-2; Dial, Jack, 3-0-0-0; DiMuzio, Robert M., 7-7-1-3; Dixie, Cornelius, 4-8-0-1; Dixon, Charles T., 0-6-0-0; Dobson, Kenneth, 6-22-0-0; Dorroh, Glenn U., Jr., 0-2-1-0; Dorsey, James E., 1-5-5-0; Dotson, W. S., 0-15-0-2; Downing, Dero G., 7-3-0-0; Downing, Thomas E., 0-4-0-0; Drake, Richard Ray, 8-15-3-1; Driskell, Earl, Jr., 0-7-3-1; Duerson, Guy K., Jr., 1-0-0-1; Duerson, William Robert, 0-5-2-0; Duff, Birchell, 4-7-2-0; Duncan, Earl S., 8-24-4-0; Durkin, Jack, 22-24-2-3.

Eads, Walter, 0-4-1-2; Earle, Herschel G., 2-1-0-0; Edelen, Ben R., 26-26-0-3; Edwards, Hubert, 1-6-0-1; Edwards, Lloyd, 1-2-1-2; Elder, Donald G., 2-13-6-2; Elder, Robert J., 1-14-0-0; Eldridge, James E., 0-8-3-0; Elliott, Carroll L., 3-12-4-1; Elliott, Humphrey T., 0-1-0-0; Elovitz, Carl, 3-15-5-0; Elrod, William Turner, 15-36-3-2; England, James, 0-3-1-1; Evans, James, 3-5-1-1.

Fagueus, Homer, 0-1-0-0; Fairchild, Gene P., 1-1-4-0; Falls, Harold B., 0-2-0-0; Fanning, Homer, 15-10-2-0; Farley, Jimmy, 0-1-0-0; Farmer, John Clay, "Jack", 0-5-0-0; Feix, Al, 1-6-4-1; Feix, Jimmie, 32-33-4-0; Ferrell, Doc, 52-23-3-0; Ferrell, William E., 3-0-0-0; Fey, Allen, 2-1-3-0; Fields, Joe D., 1-16-4-4; Figg, Charles Raymond, 5-10-0-0; Finest, Frank V., Jr., 1-8-0-0; Flag, Robert A., 0-9-2-1; Fleanor, Francis, 2-19-5-2; Flood, Earl S., 2-6-0-0; Florence, T. G., 0-2-4-0; Flynn, Bobby, 35-37-2-1; Forrest, Billy Joe, 3-7-0-0; Fort, John W., 2-1-2-1; Foster, Berrymund, 0-20-0-0; Foster, W. R., 0-1-0-0; 24-40-3-0; Fraley, Bill, 0-8-7-0; Francis, George, 5-10-2-0; Francis, Wendell, 1-9-0-1; Franklin, Robert, 3-6-3-2; Freese, Oliver T., 1-1-1-0; Fritz, Sherman, 23-39-7-1; Fugate, E. Leigh, 2-16-5-3; Fuller, John R., 1-3-4-0; Fuson, Shelvie, 9-6-0-0.

Galloway, Gerald, 0-1-0-0; Gant, W. C., 0-4-1-0; Gardner, Howard E., 10-19-5-0; Gary, Robert, 1-6-2-0; Gentry, Charles 0-6-1-0; Gettler, John E., 7-7-1-1; Gibson, Fred, 1-1-0-0; Gibson, Romulus D., 8-22-2-1; Gilbert, Gerald Leroy, 6-18-3-0; Gilbert, Lawrence "Butch", 0-1-0-0; Gill, Joe, 5-8-4-2; Gillespie, Robert C., 1-1-3-0; Gilvin, Allie F., 1-2-0-0; Giordano, Al, 16-3-0-0; Gipe, Logan, 2-5-3-0; Goetz, Larry C., 2-1-0-0; Goff, Restler, 3-5-4-0; Golden, Billy Joe, 4-5-1-0; Goley, James E., 3-11-2-2; Goodin, Charles L., 4-3-1-0; Goodin, Shirley G., 3-1-0-1; Goranflto, Robert E., 6-28-4-2; Gourley, Harold E., 1-0-0-0;

Grace, Charles K., 8-8-4-0; Grace, Hickory E., Jr., 2-5-1-0; Graham, James E., 1-1-0-0; Gray, Raymond D., 8-59-1-0; Great-house, Bobby, 1-2-0-0; Green, Walter, Jr., 18-11-0-0; Greer, Tom, 1-4-1-1; Griese, Warren J., 0-2-0-0; Griffith, Daryl, 4-1-0-1; Griskey, Jack, 1-1-1-1; Groves, Glendon, 10-8-0-0; 0-16-0-2; Grisham, Jesse K., 6-22-2-0; Grooms, Randall, 8-18-1-1; Groves, Glendal D., 0-5-2-0; Gustafson, Al, Jr., 17-33-11-4; Hadden, Newell P., Jr., 25-23-0-1; Hagan, Joseph "Red", 14-8-4-1; Hagan, Thomas, 1-1-1-1; Hagg, James, 10-8-0-0; Hale, John, 1-2-0-1; Hall, Billy Joe, 6-7-1-1; Hall, C. E., Jr., 0-1-0-1; Hall, Monroe, Jr., 0-1-0-0; Hammond, William, 2-3-0-1; Hammons, Norman, 11-27-7-0; Hampton, Darrel C., 2-11-3-0; Hampton, Wallace Ray, 3-11-3-0; Hardin, Ben W., 0-5-0-1; Hardin, Jack H., 1-2-0-0; Hargis, Bobby S., 7-11-3-3; Harmon Charles W., 0-10-4-4; Harmon, Hayes R., 9-10-2-2; Harper, Robbie, Jr., 0-1-0-0; Harrell, Bill D., 15-19-5-0; Harris, Jack, 32-10-2-0; Harris, Joe D., 1-8-4-4; Harvey, Bennie, 0-9-5-1; Hatfield, Cecil, 1-5-0-1; Hatter, Jack, 1-2-1-0; Hayes, Adrian, 3-13-4-0; Hayes, Douglas J., 0-15-3-0; Haynes, John, 19-19-2-2; Head, Elmo C., 5-9-0-2; Heldman, John, Jr., 2-0-0-0; Hensley, Hez, Jr., 0-2-0-0; Hensley, Robert B., 1-2-1-1; Hewling, Franklin, C., 8-8-7-0; Hewling, Richard, 6-19-11-2; Hibbs, Eugene M., 0-2-3-0; Higgins, Bobby D., 0-5-2-2; Hightower, Kenneth, 4-9-3-1; Hill, Earl F., 1-8-3-3; Hill, Jimmie, 0-5-0-0; Hiten, John W., 8-9-3-1; Hitt, Billy D., 0-8-3-0; Hubbs, Charles V., 1-18-5-1; Hubby, Bill, 3-1-1-1; Hodge, Robert, 1-2-0-1; Hodge, Fred, 5-18-2-0; Hodges, Holbert, 3-1-0-1; Hofer, Louis R., 7-14-3-0; Hoffman, Jack J., 1-2-2-2; Hofstetter, Joe, 9-9-1-0; Holcomb, Joe, 0-3-1-0; Holden, Frye H., 1-4-3-0; Holeman, Bill, 1-7-3-1; Holt, Robert E., 1-1-1-1; Holt, Woodrow, 11-11-3-0; Horn, Burnin, B., 0-1-0-0; Horko, Robert H., 19-15-2-2; Horshy, John W., 0-0-1-1; Horton, John, 5-14-21-2; Hubbard, Ronald E., 2-0-0-0; Hubbs, Cletus L., Jr., 1-5-0-1; Hudson, Oscar, 0-6-2-0; Huff, Carl R., Jr., 0-1-0-0; Huff, Fred W., Jr., 5-1-0-0; Hughes, Charles F., 0-6-1-0; Huil, Fred "Whitey", 7-5-1-1; Hummer, Irby, 8-18-4-2; Hunley, Neil P., 8-9-0-0; Hunt, Jack L., 0-4-1-0; Hunt, Leonard D., 5-25-0-0; Huntsman, Bill, 9-22-1-1; Hurst, David E., 8-5-0-0; Hurst, Harold M., 0-2-0-1; Hutchinson, Jack T., 1-2-0-1; Huter, James Jr., 2-1-1-3-2; Hyatt, Bob, 32-24-2-3; Hyland, Frank "Dick", 0-3-0-0.

Inman, Briscoe, 34-20-4-3; Irwin, Charles, 34-37-5-5; Ison, Glennon B., 1-11-1-6.

James, Edward, 1-0-0-0; James, Gene, 0-0-0-1; James, William V., 0-15-2-0; Jefferson, Charles R., 0-1-0-0; Jenkins, James D., 21-29-7-0; Jenkins, Kean, 10-9-1-1; Johnson, Charles W., 2-3-2-0 Johnson, John Luther, 3-6-0-0; Johnson, Walter, 25-17-0-0; Johnson, William Bernard, 2-30-7-1; Johnston, Edward E., 11-2-0-0; Jones, George, 1-1-1-1; Jones, Boyd, 2-2-0-2; Jones, Carson C., 2-5-7-4; Jones, Charles Junior, 0-6-0-0; Jones, George W., 5-4-1-0; Jones, Robert T., 1-9-2-0; Jordan, Arthur, Jr., 0-1-0-0; Jordan, Ken, 18-23-3-1; Junker, Edwin, 0-3-1-0; Kaler, William R., 7-1-4-2-0; Kane, J. B., 6-11-5-3; Keith, Freeman, 0-2-0-0; Key, Calvin, 2-3-0-0; Kimmel, Jerry, 18-4-2-2; King, Allen, 0-11-0-0; King, Bob, 15-5-6-0; King, James A., 28-32-5-5; King, John J., Jr., 2-5-0-1; King, P. J., 0-3-0-1; King, Russell, 0-5-0-0; Kimman, Joe, Jr., 37-38-3-1; Knight, Bill, 17-19-3-0; Kook, George, 7-2-1-1; Kromer, Joseph, 2-14-7-1.

Lafferty, Clyde E., 2-5-1-2; Lamb, Billy, 0-0-1-1; Lambert, Kenneth L., 1-2-0-0; Lance, Walter N., 39-38-5-1; Landolt, Gene, 20-32-11-5; Lashbrook, Harry E., Jr., 7-31-2-0; Lawson, Leland, 0-17-1-0; Lazarus, Rhea Price, 18-22-3-3; Leathers, Ollie C., Jr., 0-4-0-0; Lee, Robert L., 15-19-3-1; Lee, William A., 0-2-0-0; Lefevers, Jasper Next, Jr., 3-5-0-0; LeForce, Alan, 1-0-0-0; LeVan, T. F., 1-14-7-1; Lequire, H. M., 2-47-2-0; Lewis, Howard, 6-0-0-0; Lewis, Jack C., 4-4-2-1; Lewis, Milus G., 3-0-2-0; Liles, Billy C., 1-9-15-2-0; Litke, Walter, 2-7-1-0; Littlepage, Pryce, 0-2-5-1; Littal, James W., 3-14-2-0; Logsdon, David L., 0-0-1-0; Longo, Richard, 5-31-3-0; Lundy, Kenneth, 3-3-1-0; Lowe, Eugene, 3-12-3-4; Long, William G., Jr., 16-28-3-1; Longenecker, David M., 15-21-4-0; Looney, Dick, 22-19-3-0; Lucas, Gene, T., 2-13-3-1; Lykins, Joe D., 0-5-0-1; Lykins, John E., 4-7-0-0; Lyons, Charles S., 1-1-1-1; Lyons, Harold M., 3-3-0-1; Lytle, William Price, 2-21-2-1; McAfee, George, 2-1-0-0; McAnelly, Dan P., 3-6-4-1; McBrayer, Donald E., 0-1-1-0; McBride, Donald R., 3-6-4-1; McBride, Kenneth, 7-21-2-1; McCargo, Frank, 0-3-0-0; McCaskey, Booker, 1-22-7-1; McClellan, Amos E., 1-3-0-0; McClellan, L. B., 1-21-15-0; McCord, Coleman, 1-10-2-0; McCowan, Connel, 7-22-0-1; McDowell, Glen D., 0-3-2-0; McFall, Gene G., 1-10-6-3; McGehee, Gordon, 0-1-0-0; McGlasson, Galen, 0-12-2-0; McGuire, Claude L., 1-19-1-1; McHenry, Louis P., 3-15-5-2; McLeod, Robert, 5-7-6-1; McNeil, Patricia, 6-12-2-0; McPike, Ray S., 0-10-0-0; McQuilins, Gerald, 0-4-3-1.

Macon, Allan Leon, 3-4-3-2; Mahan, Carle "Buddy", 25-24-4-0; Mahurin, Larry R., 0-7-2-0; Mahnes, George, 10-24-3-1; Mahle, Luke, 0-4-0-2; Major, 1-1-1-1; Mages, 1-1-1-1; 5-25-4-2; Massey, Douglas L., 8-9-1-0; May, E. B., Jr., 17-22-9-5; Mayabab, Jesse P., 0-2-0-1; Mayes, Edward, 1-14-2-1; Mayo, Henry L., 0-2-0-0; Mays, Ralph, 15-12-4-3; Mazza, Al "Babe", 7-0-0-0; Means, "Sid", 2-2-2-3; Meadors, 1-2-0-0; 0-1-0-0; Meadors, Marvin R., 28-31-8-1; Meeks, Jack, 7-18-2-0; Meitman, William A., 0-3-3-0; Melton, Curtis Ray, 0-2-1-1; Metcalf, Earl, 43-31-3-3; Meyer, Bud, 2-15-4-2; Mikez, Joe, 18-7-2-0; Miles, Francis, 1-1-1-1; Miles, Joseph, 1-2-1-0; Miller, Bob, 12-6-1-0; Miller, Bob, 14-10-0-0; Miller, Claude O., 3-0-0-0; Miller, Jack, 6-3-3-0; Miller, John D., 1-7-1-0; Miller, Ferrell, 7-25-2-0; Miller, Rex, J., 4-7-1-0; Miller, Roy A., Jr., 2-2-0-1; Miller, Roy L., 6-22-1-1; Miller, William A., 1-0-0-0; Miller, William L., 1-1-0-0; Millerhaus, Bill, 2-1-0-0;

Miracle, Ed, 9-3-1-0; Mobley, Tony, 0-5-3-0; Moll, Francis B., 1-1-1-0; Monahan, Ed, 1-2-0-1; Monroe, Robert W., 0-5-5-1; Monroe, Robert, Jr., 0-2-2-0; Moore, Roy, Jr., 1-3-1-1; Morgan, Tom, 0-0-2-0; Moser, Emerson, 4-10-1-0; Moser, Rudy, Clay, 6-12-0-0; Moses, Forest, 1-10-0-5; Mudd, Ed, 16-21-3-2; Mulligan, J. T., 0-12-1-0; Mullins, B. E., 1-7-3-0; Murphy, Donald T., 1-2-0-1; Mussman, Raup, Jr., 30-22-2-2; Myers, Edward B., 0-3-4-4.

Nal, Samuel, 0-18-0-0; Nantz, Wilburn, 5-3-1-0; Nau, Bill, 13-13-5-4; Neal, Gene, 36-38-2-0; Neal, Marion, 0-2-1-0; Newman, Bill, 0-3-0-0; Newman, Buddy, 0-2-0-0; Newman, Luther G., 5-4-1-0; Newsom, Lawrence K., 0-1-0-0; Newsom, Marley, 5-7-3-0; Newsom, Forest, 1-12-3-2; Newton, C. M., 37-13-3-1; Newton, Reason G., 4-4-4-4; Nie, Allen F., 5-8-1-0; Nixson, James W., 4-34-7-1; Noble, Charles B., 1-14-2-1; Noble, Leonard, 8-11-2-0; Noel, George E., 1-0-0-0; Noel, Paul, 3-8-0-0; Noel, Robert, 2-3-0-0; Norvell, Glover H., Jr., 0-2-1-0; Nord, Ed, 28-40-11-3.

O'Bryan, Robert, 2-1-0-0; O'Connell, Jim, 1-0-4-0; O'Daniel, Jeff, 1-0-5-4; Odle, Thurman, 0-9-2-1; Oldham, Charles, 1-0-0-0; Oldham, John, 3-11-1-1; Omer, Billy W., 20-42-3-1; O'Nan, Eugene, 21-21-1-1; Overly, William H., 17-0-1-0; Owen, Arthur P., 1-2-0-0; Owens, Homer A., Jr., 1-8-2-1.

Pack, Ervin B., 0-2-0-0; Padgett, R. K., 5-14-4-0; Page, Forrest C., 6-13-1-0; Page, William D., 2-4-1-0; Palmer, Carl A., 1-1-0-1; Palko, J. D., 1-12-2-1; Parker, Bill, 1-1-0-0; Parrott, Lanny L., 12-17-5-0; Pate, Freddy, 0-0-0-1; Pate, Roy E., 0-1-0-0; Patrick, Ralph, 0-3-0-0; Patterson, C. Clement, Jr., 0-2-1-0; Patton, John "B", 0-1-1-0; Payne, James W., 2-2-1-0; Pease, Keal, 2-1-1-1; Peay, C. S., 1-1-1-1; Peck, J. B., 37-21-0-0; Harlan, 2-14-5-0; Peeno, Harry R., 2-13-1-1; Penner, Merritt D., 1-4-4-1; Penrod, Joe B., 24-22-2-2; Pergram, Rand, 6-4-10-0; Perkins, William, 2-13-0-0; Perry, George, 3-3-2-1; Perry, James, 5-2-1-0; Perry, Frank M., 1-6-0-0; Petros, Bill, 0-0-0-1; Phelps, John B., 1-2-0-2; Phelps, Ralph "Rudy", 18-37-8-2; Philpot, Kelsey Edward, 0-5-1-1; Pickens, Jim, 2-1-0-0; Poe, Thomas E., 1-10-0-0; Polston, Billy D., 0-3-1-0; Poppas, Nicoson, 5-2-1-0; Powell, Logan, 1-11-5-3; Pratt, John A., 0-2-0-0; Proce, Bryce C., 0-1-0-0; Presson, Jim, 11-1-0-0; ton, James Woodrow, 6-15-6-1; Price, James E., 3-36-5-2; Price, Jimmy H., 0-3-3-0; Prior, Lowell F., 1-0-0-0; Pursifull, Cleophus, 35-17-1-0.

Quigg, Ben F., III, 2-4-2-3-2; Quillen, John, 0-1-1-0.

Rainey, Jimmy, 10-6-1-1; Ransom, J. T., 3-3-1-1; Rakel, Roland G., 2-7-7-3; Rall, Eugene, 4-19-5-1; Randolph, Don M., 5-13-2-0; Randoiph, John W., 0-3-0-0; Rannels, Richard H., 0-2-0-0; Rausser, John, 8-6-0-1; Ray, Gus, 1-1-0-0; Ray, 0-6-1-0; Redman, Malvern G., 1-1-0-0; Reed, Charles R., 5-3-0-0; Reed, Clifford, 4-6-3-0; Reed, Gordon "Moe", 8-20-5-1; Reeves, Kenneth H., 1-4-0-0; Reinhardt, Myron S., 16-24-3-0; Rescher, John, 0-1-0-0; Rexrode, Roy, 1-0-0-0; Reynolds, Howard M., 0-1-0-0; Reynolds, W. J., Jr., 8-6-4-0; Rice, Fred, 1-5-4-4; Richards, James S., 21-28-6-0; Richardson, Charles E., 15-14-1-2; Richardson, Joe M., 7-16-4-1; Richard, Bob, 3-16-5-1; Ricketts, Billy, 35-44-2-0; Ricketts, William, 11-1-0-0; Riggs, William T., 0-11-0-0; Riley, Don D., 22-8-1-0; Ring, William, 1-0-0-0; Ritter, Donald, 1-0-0-0; Ritter, Goebel, 30-4-0-0; Roark, Paul E., 7-2-0-2; Roark, Van V., 0-1-0-0; Roberts, John H., Jr., 0-7-4-0; Roberts, Donald, 0-1-1-2; Roberts, Earl G., 12-29-7-0; Robertson, William R., 0-2-0-0; Robinson, Pearl, 0-2-0-1; Roby, Joseph L., 5-27-10-2; Roche, James M., 9-19-4-5; Rogers, Howard, 3-0-1-1; Roltter, Otis, 6-29-1-1; Rolph, Harold J., 8-1-0-0; Rose, Lee Hyder, Jr., 1-1-0-0; Row, John W., 11-1; Rosenbaum, Robert, 2-23-3-4; Rothfus, Richard, 3-5-1-0; Rouse, Clyde L., 11-18-0-1; Rubarts, Leland G., 13-35-9-3; Rubenstein, Sherman, 0-6-0-0; Runyon, Tommy Dean, 0-1-0-0; Russell, 25-32-3-3; Russell, Eugene "Eddy", 1-3-0-0; Russell, Joe, 15-28-8-7; Rutledge, Pete, 0-8-1-0.

St. Clair, Robert L., Jr., 3-14-4-1; Salechi, Stanley W., 0-3-0-3; Samples, Bernard M., 1-3-0-4; Samples, Gilbert, 15-11-3-6; Sanders, Mel, 20-34-1-1; Sandusky, Gene, 0-6-0-5; Schaefer, David, 0-2-0-0; Schlich, Paul, 13-28-5-1; Schnebelt, Carl, 0-0-1-0; Schultz, Paul, 0-1-0-0; Scott, Emmanuel H., 0-1-0-1; Seale, John D., 3-1-4-1; Seelye, Arthur L., 3-16-5-2; Selvy, Curt, 8-20-1-1; Sexton, William, 3-3-1-2; Settle, Ewan, 1-0-0-0; Shaw, Roy G., 30-40-6-4; Shackelford, Roscoe, 1-1-1-0; Shaw, Don, 1-11-2-0; Shaw, Earl, 4-10-4-0; Shaw, Stanley E., 3-5-4-3; Sheffer, Darrell, 1-1-0-0; Shelton, Robert, 1-1-1-0; Shirley, Henry R., 0-2-2-0; Shively, Howard, Jr., 1-1-0-0; Shively, John W., 4-4-2-0; Shuck, Thomas G., 4-21-5-2; Siler, Clarence M., 12-14-4-1; Simms, Sylvester, 0-0-6-7; Simons, Joe Allen, 4-7-3-2; Simmons, Ronald F., 0-1-4-0; Simpson, Paul Dean, 1-11-4-1; Singleter, 5-2-0-0; Slack, 1-0-0-0; Sloan, Wallace, 4-28-1-0; Alton H., 0-1-0-0; Sloan, Wallace, 3-8-2-0; Small, Rex, 4-28-1-0; Small, William W. "Bill", 15-22-6-1; Smith, Aubrey, 0-4-6-3; Smith, David W., 4-21-5-1; Smith, Edgar J., 5-21-2-0; Smith, Earl E., 1-1-0-0; Smith, Edward, 1-1-0-0; Smith, E. W., 11-17-6-2; Smithson, Richard, 10-23-4-4; Snowden, Jack, 2-4-0-0; Snowden, Lewis R., 0-1-0-1; Solomon, Jim, 12-31-11-4; Sosh, LaRue, 21-4-1-1; Sosh, Nelson, 18-7-1-1; South, William, 1-1-0-0; Spaulding, Stan, 1-1-0-0; Spencer, Edward, 2-6-3-1; Spencer, Irvin E., 6-12-2-4; Spierland, S. E., 0-8-5-3; Stacy, Richie M., 3-13-1-1; Stamper, Paul 1-0-0-0; Stanfill, Robert S., 6-21-0-0; Steely, Stanley E., 10-11-3-5; Stearns, Robert, 1-1-0-0; Stephenson, Harry, 16-16-3-0; Stephenson, Thomas H., 2-2-0-0; Steyer, 5-1-0-0; Stinson, Charles L., 0-1-0-0; Stone, Clifton, 0-2-0-0; Stone, Doyle C., 0-1-0-0; Stone, Robert 7-4-2-0; Strange, William L., 11-13-1-2; Strong, Arnett, 32-22-1-0; Sturgill, Barkley J., 13-11-

4-1; Stutler, John P., 2-3-0-0; Sullivan, Don C., 21-23-11-3; Sullivan, Wallace Bryan, 6-1-4-0; Sumner, Harold Carl, 0-3-0-0; Swope, William, 0-9-2-1.

Taylor, Bob, 22-30-6-1; Taylor, Carl R., 2-12-1-1; Taylor, Dennis, 0-11-7-5; Taylor, Ed, 23-33-4-1; Taylor, Hal, 17-18-2-2; Taylor, James R., 0-17-1-0; Taylor, Jerry F., 0-1-0-0; Taylor, Roger, 6-21-1-1; Teague, Amos, 3-3-0-0; Thacker, Cleidith, 4-4-0-1; Thoma, M. L., 16-32-7-0; Thompson, Jack, 41-29-5-1; Thompson, Ralph, 4-1-1-0; Thompson, Thomas A., 1-7-0-0; Thompson, Tommy D., 3-1-0-0; Tibbs, Sonny, 1-2-0-0; Tichenor, Jimmy, 1-4-3-0; Tineher, Robert, 4-4-1-0; Tindall, Gene D., 0-1-0-0; Tipton, Asa I., 2-24-5-2; Todd, Lonnie H., 0-0-0-1; Tolle, Charles W., 2-0-0-0; Tolle, Lewis B., 1-1-0-0; Torian, Virgil, Jr., 7-7-0-1; Trivetete, John Bill, 6-2-3-0; Troutman, Doyle C., 14-3-0-0; Truck, Oehell, 14-23-1-0; Tucker, Neal, 2-18-4-2; Tully, Pat, 1-1-3-0; Turner, Aaron P., 0-4-2-0; Turner, Bruce, 0-3-0-0; Turner, Thomas, 0-5-0-0.

Ulsas, Charles F., 2-3-0-0; Urlage, Richard, 0-0-2-0. VanArsdall, Fred, 0-0-2-0; Vance, Earl G., 3-11-0-0; Vandergriff, Gene, 0-12-2-3; VanHoese, Edgar N., 1-21-3-1; VanHoese, Jimmy L., 1-15-3-1; VanMeter, Kaye Don, 0-2-6-1; VanZant, Jim, 8-13-0-0; Varble, William, Jr., 0-4-0-0; Ray, G., 10-12-4-1; Vice, Cliff, Jr., 1-1-2-0; Vinson, Ray T., 8-11-1-0.

Waide, Harry, 2-11-2-1; Waldon, Tot, 18-20-1-0; Walke, Glenn E., 0-1-0-0; Walker, Donald C., 1-8-2-0; Walker, Paul E., 2-7-0-1; Wallace, James H., 0-2-0-1; Walden, Edgar, 0-4-0-0; Wallen, Howard W., 2-1-0-0; Walters, Jim, 0-0-2-0; Wanchic, Nicholas, 20-26-1-4; Ward, Jackie D., 0-12-0-0; Warner, Mar-

vin A., 1-0-0-0; Waters, Allen D., 0-2-0-0; Watkins, Paul Douglas, 0-0-1-0; Watts, Franklin, 1-0-1-0; Watts, Shirley, 1-3-2-1; Weaver, B. H., 9-27-7-2; Weaver, Ray, 8-26-4-2; Webb, Lonnie, 0-2-0-0; Weber, Oren H., 0-0-0-0; Weber, John, 7-3-3-1; Weisbroit, Paul E., 15-29-2-1; Welch, John H., 0-7-5-4; Welch, Ralph W., 20-23-5-4; Welch, Thomas P., 0-2-0-0; Wells, Milford, 22-18-8-8; Wesche, James Allen, 2-9-3-1; Westerville, Glenn, 2-6-6-1; Westhoff, Robert A., 0-4-3-3; Whalen, William C., 1-4-2-0; Whedbee, Melville, 5-9-0-1; Whipple, Lloyd G., 0-5-0-0; Whittaker, James H., 0-2-0-0; White, David, 7-31-5-0; White, James D., 2-2-0-0; White, James "Pete", 16-8-2-1; White, William Jason, 2-5-2-0; Wiginton, Al, Sr., 0-1-0-1; Wilcox, Ursal R., 1-4-0-0; Willey, Harold, 1-1-0-0; Williams, Bob, 1-3-3-0; Williams, James H., 2-23-6-1; Williams, Roger, 12-32-6-0; Willis, Robert A., 2-13-2-0; Wilson, Burnell Zeke, 0-1-1-1; Wilson, H. C., 0-2-0-3; Wilson, Irvin, 1-2-0-0; Wilson, Jack R., 9-13-0-1; Wilson, Raymond B., 0-2-1-0; Wilson, Martin Wayne, 0-1-0-0; Winchester, Roy L., 17-21-4-1; Winfrey, Shelby, 22-27-8-4; Wingfield, Felix G., 4-2-0-0; Wirtz, Howard, 2-4-0-0; Wise, Billy V., 20-7-3-2; Wise, Jack, 39-15-4-2; Witt, Fred, 0-0-1-0; Womack, William H., 2-9-4-0; Wood, H. Phillip, 1-3-6-2; Wood, Kenneth C., 1-1-0-1; Woods, Clyde M., 4-5-1-0; Woods, Fairce O., 9-3-0-0; Woodward, Durwood, 0-10-4-1; Wray, Darrel, 0-2-4-3; Wright, Ben H., 1-0-0-0; Wright, Billy Joe, 3-22-4-0; Wright, H. W., Jr., 0-4-1-1; Wright, Paul, 3-8-2-1; Wurtz, Emil, 2-3-0-0.

Yates, Berthel, 0-2-2-0; Yates, Virgil, 4-3-0-0; Yates, William D., 3-13-5-1; Yearry, William H., Jr., 3-2-1-1; Yessin, Humzey, 15-1-2-0-0; Young, Norman, 0-1-1-0-0; Zody, William Thurman, 0-7-3-0.

Official's Ratings on Sportsmanship K. H. S. A. A.

Member Schools in Basketball, 1958-1959

SCHOOL	COACH				OTHER SCHOOL OFFICIALS				CROWD				TEAM			
	E	G	F	P	E	G	F	P	E	G	F	P	E	G	F	P
Adair County	48	10	1	2	52	5	1	1	50	8	0	0	52	11	2	0
Adairville	39	8	1	1	39	10	0	1	33	13	2	1	36	11	2	1
Abrens Trade	40	11	1	0	41	9	1	0	35	13	3	1	35	11	4	2
Allen County	46	4	0	0	46	4	0	0	44	5	1	0	46	4	0	0
Almo	19	15	2	0	24	13	1	7	17	17	5	5	24	9	3	0
Abvaton	39	9	4	1	46	7	0	0	41	9	2	1	39	7	5	6
Anderson	35	2	1	0	35	5	0	0	34	5	0	0	34	4	0	0
Annieville Institute	19	18	3	3	27	14	3	1	22	18	3	1	20	13	9	1
Ashland	47	13	0	0	44	6	0	0	36	9	4	0	43	6	0	0
Atherton	47	13	3	2	40	10	2	0	30	21	0	0	31	2	2	0
Attucks	33	2	0	1	33	2	1	0	33	2	1	0	33	1	1	1
Auburn	56	4	0	0	56	4	0	0	48	12	0	0	52	4	0	0
Augusta	35	20	2	2	40	15	1	35	20	3	1	32	24	3	0	
Austin Tracy	29	10	0	0	32	8	0	0	25	12	2	1	29	11	0	0
Auxier	21	7	0	1	23	6	0	0	21	6	2	0	26	2	1	0
Bagdad	21	23	11	3	30	27	1	0	21	29	8	0	20	27	9	2
Ballard Memorial	33	5	1	0	35	4	0	0	29	4	5	1	33	4	1	1
Barbourville	48	4	0	0	48	4	0	0	47	3	2	0	47	4	1	0
Bardstown	24	20	4	2	30	18	0	1	21	26	1	2	25	27	1	2
Bardstown Training	27	11	0	0	28	10	0	0	18	19	1	0	21	16	1	0
Bate	16	12	5	0	25	8	0	0	15	17	1	0	15	17	1	0
Beaver Dam	60	5	0	0	56	3	1	0	47	11	0	1	53	4	1	0
Beechwood	40	13	1	0	50	9	0	0	42	16	1	0	44	12	1	0
Belfry	20	10	9	1	21	13	4	2	18	14	7	0	19	13	8	0
Bell County	46	13	3	0	49	13	0	0	44	15	3	0	41	19	2	0
Bellevue	38	24	4	1	49	18	0	0	36	24	6	0	37	19	9	2
Betham	57	3	1	3	57	3	1	3	56	3	0	0	53	5	4	0
Benton	23	3	2	1	27	1	1	0	22	6	0	0	13	2	0	0
Berea	44	11	1	1	49	7	1	0	47	9	0	0	47	7	2	0
Betsy Layne	19	5	7	4	27	6	1	0	23	8	4	0	27	5	2	1
Hack Star	32	7	2	0	31	9	1	0	28	9	2	1	25	11	4	0
Blaine	35	6	0	0	35	6	0	0	32	9	0	0	35	5	0	2
Bloomfield	32	7	0	1	37	3	0	0	30	7	2	0	33	6	1	0
Booker T. Washington	41	9	0	0	44	7	0	0	41	8	1	0	37	12	0	0
Boone County	13	13	0	1	50	12	0	0	56	16	1	0	56	14	0	0
Bourbon County	51	7	0	1	54	4	0	0	44	13	1	0	47	15	1	0
Bowling Green	40	7	2	1	43	7	0	0	37	1	1	0	36	11	2	1
Boyd County	45	14	2	0	51	7	2	0	38	17	3	2	40	17	3	1
Bracken County	51	17	2	1	48	21	0	0	45	21	2	2	49	19	0	2
Breathitt	49	12	2	0	49	9	0	0	48	11	0	0	44	12	1	0
Breckinridge Co.	47	6	0	2	47	7	0	1	37	10	2	6	42	10	3	0
Breckinridge Tng.	46	2	1	0	47	2	0	0	45	3	0	0	41	7	0	0
Bremen	44	9	1	2	49	8	0	0	35	12	5	4	38	12	3	3
Bristow	32	11	0	0	33	3	0	0	36	6	0	0	37	5	0	0
Broadhead	37	9	1	0	41	6	0	0	35	8	1	0	36	8	2	2
Brownsville	33	13	2	2	43	7	0	0	23	17	7	3	28	16	5	1
Bryan Station	54	11	0	0	53	11	0	0	45	19	1	0	49	15	1	0
Buckeye	19	7	4	1	26	9	1	0	16	22	19	6	16	19	6	1
Buckhorn	21	8	1	1	20	12	1	0	17	10	6	0	14	7	7	5
Bunche	37	9	1	0	38	9	0	0	31	15	1	0	34	13	0	0
Burgin	34	11	1	0	40	4	0	0	32	11	1	0	35	7	4	0
Burnside	33	17	2	3	37	12	3	0	30	14	6	5	34	14	2	3
Bush	41	4	4	7	49	6	1	1	44	5	4	4	44	8	2	3
Butler	35	16	0	0	38	12	0	0	24	23	3	1	31	19	1	0

SCHOOL	COACH				OTHER SCHOOL OFFICIALS				CROWD				TEAM				
	E	G	F	P	E	G	F	P	E	G	F	P	E	G	F	P	
Butler (Shivley)	51	18	0	0	55	14	7	0	41	25	3	2	0	45	19	3	1
Burger County	39	12	3	5	42	7	4	2	37	9	6	0	0	38	12	4	1
Caldwell County	39	6	3	0	6	7	0	0	37	12	1	0	0	34	2	0	0
Calhoun	51	11	1	1	51	13	0	0	35	24	3	1	40	14	4	1	
Camargo	34	9	9	2	34	12	3	1	32	14	6	1	35	12	6	0	
Campbell County	41	3	4	0	55	21	2	0	35	31	4	0	41	34	2	0	
Campbellsburg	3	26	18	3	6	17	0	0	21	18	0	0	22	19	0	0	
Campbellsville	43	2	0	0	40	4	0	0	39	9	2	1	40	5	0	0	
Camp Dick Robinson	30	3	0	4	36	1	0	0	33	3	1	0	28	9	0	0	
Caneville	34	14	2	0	42	6	0	0	31	16	1	0	41	8	0	0	
Carlisle	31	11	0	6	38	7	0	0	33	12	2	1	34	9	3	1	
Carlisle County	39	13	2	1	40	13	0	0	36	15	1	0	35	14	3	1	
Carr Creek	40	0	0	0	40	0	0	0	37	2	0	1	38	1	0	0	
Carrollton	23	15	4	2	27	16	0	1	17	17	5	5	23	18	2	1	
Carter	36	9	0	0	32	11	0	0	28	17	0	0	30	13	2	0	
Cattlettsburg	40	18	0	0	39	18	0	0	50	14	14	0	33	16	9	0	
Caverna	32	7	2	0	34	7	0	0	31	9	1	0	32	5	4	0	
Centertown	49	3	2	1	52	3	0	0	37	17	1	0	45	7	2	1	
Central (Clinton)	16	6	1	0	22	2	1	0	15	8	2	0	17	7	1	0	
Central (Louisville)	40	21	1	1	46	16	0	0	25	29	4	1	33	26	2	0	
Central City	51	24	1	0	59	17	1	0	46	25	5	0	45	25	5	0	
Chandler's Chapel	37	2	0	0	36	3	0	0	34	5	0	0	35	4	0	0	
Charleston	43	8	1	1	42	7	1	2	37	12	4	0	32	13	5	3	
Clark County	83	4	0	0	78	5	0	0	74	9	0	0	73	1	1	1	
Clarkson	37	11	1	4	41	11	0	0	27	22	3	0	35	15	2	1	
Clay	38	19	2	2	45	15	2	0	31	27	3	0	33	19	8	1	
Clay County	55	3	3	1	57	2	1	1	52	6	1	2	55	5	1	0	
Clifty	38	11	3	1	36	15	0	0	24	3	0	0	30	16	1	3	
Clinton County	31	22	9	12	39	28	1	0	38	24	11	3	50	23	6	0	
College	37	5	0	1	41	2	0	0	36	6	1	0	34	4	0	2	
Combs Memorial	33	2	2	1	32	4	2	0	26	8	4	0	28	7	1	2	
Corbin	33	8	1	2	39	4	1	0	31	8	3	2	32	7	3	2	
Cordia	36	7	5	0	42	4	1	0	39	6	1	1	42	4	1	1	
Covington Catholic	44	24	0	0	41	26	0	0	46	27	0	1	35	32	1	0	
Crab Orchard	40	10	1	0	48	4	0	0	38	13	1	0	33	17	1	1	
Crittenden County	27	17	1	0	35	11	0	0	25	18	3	0	28	17	1	0	
Crofton	61	7	1	1	64	6	2	0	52	14	2	1	51	13	2	0	
Cuba	34	14	3	4	50	7	0	0	40	13	0	3	42	12	0	0	
Cub Run	29	6	0	0	25	9	0	0	24	9	1	0	26	9	0	0	
Cumberland	39	2	1	0	39	2	1	0	40	2	0	0	40	1	1	0	
Cumberland County (Burkesville)	27	11	3	0	28	12	1	0	24	15	2	0	27	12	2	0	
Cynthiana	39	10	1	0	43	6	0	0	35	3	0	0	38	12	2	0	
Dalton	26	21	2	0	32	13	2	2	25	19	3	1	21	24	2	2	
Danville	45	4	0	0	48	5	0	0	38	14	0	0	39	11	2	0	
Davess County	41	13	6	3	1	51	10	0	38	20	3	0	46	12	3	0	
Dawson Springs	3	49	11	3	61	5	9	0	47	15	9	0	53	23	3	0	
Dayton	52	25	4	1	62	10	0	0	55	19	7	1	55	22	5	0	
Deming	52	3	0	0	50	10	0	0	41	14	1	0	41	15	0	0	
DeSales	32	16	2	2	40	10	1	0	26	22	2	1	31	19	2	0	
Dixie Heights	50	5	1	5	16	1	0	0	45	23	5	0	51	21	0	0	
Dixon	48	9	0	0	44	11	1	1	31	17	2	2	31	20	6	0	
Dorton	51	4	1	0	54	2	0	0	47	8	1	0	47	8	1	0	
Dotson	11	2	1	0	11	1	1	0	11	1	1	0	10	2	0	1	
Douglass (Henderson)	27	2	1	0	27	2	1	0	20	5	4	1	17	7	4	0	
Douglass (Lexington)	18	11	1	0	19	12	0	0	14	14	2	0	14	16	0	0	
Douglass (Murray)	19	6	1	0	21	4	0	1	19	6	0	1	18	6	2	0	
Drakesboro	54	7	1	3	54	8	0	0	50	8	4	3	49	12	0	3	
Drakesboro Community	37	2	0	0	37	2	0	0	32	5	2	0	31	8	0	0	
DuBois	16	13	2	0	12	17	2	0	9	19	3	0	12	17	2	0	
Dunbar (Mayfield)	19	1	1	0	18	2	0	0	16	4	1	0	16	4	1	0	
Dunbar (Morganfield)	21	11	0	0	19	13	0	0	16	16	0	0	19	13	0	0	
Dunham	41	2	3	1	41	5	1	0	40	5	2	0	39	4	4	0	
duPont Manual	32	10	0	0	31	8	0	0	45	25	4	0	57	15	0	0	
Fairham	34	10	2	0	35	8	0	0	31	14	0	0	31	13	1	0	
Farrington	30	16	4	2	36	13	2	0	24	24	1	1	27	21	2	2	
Earlington	36	6	5	0	1	38	9	0	0	28	16	3	0	35	11	1	1
East Benham	2	11	3	2	11	5	0	0	11	2	0	0	12	0	4	0	
Easton	44	11	1	0	48	8	0	0	37	18	3	0	41	41	3	0	
East Main Street	35	10	7	10	39	12	4	5	32	22	5	2	39	15	5	2	
Elizabethtown	45	6	0	0	45	5	1	0	36	15	0	0	41	11	0	0	
Elizabethtown Catholic	46	5	0	1	45	7	0	0	38	16	2	1	43	7	1	1	
Elkhorn City	37	3	3	2	19	7	2	0	31	11	5	0	24	3	3	0	
Eminence	32	12	3	0	30	17	0	0	25	21	0	1	16	23	6	2	
Estill County	40	8	3	2	38	11	4	0	38	12	2	0	32	17	4	0	
Eubank	40	12	2	0	42	12	0	0	35	19	0	0	39	12	2	0	
Evarts	24	13	1	0	28	13	2	0	15	16	4	2	22	18	6	1	
Ezell	30	18	0	1	30	17	2	0	26	20	3	0	32	22	1	0	
Fairview	35	13	3	0	40	8	1	0	31	16	4	0	36	12	2	1	
Falmouth	34	9	0	0	35	7	0	0	30	10	1	1	35	6	1	1	
Fancy Farm	30	8	3	0	31	7	2	0	30	6	2	2	31	4	5	0	
Farrington	31	12	2	2	37	10	0	0	32	12	2	0	34	13	0	0	
Feds Creek	33	5	3	0	30	8	1	1	23	11	4	2	22	12	5	1	
Ferguson	41	12	5	10	59	7	2	3	48	18	3	2	42	17	7	3	
Fern Creek	45	12	2	0	49	9	0	0	40	16	2	0	40	17	1	0	
Flatt	28	17	8	1	40	13	1	0	23	24	6	0	32	22	1	0	
Flaherty	41	8	2	0	36	8	2	4	34	10	4	2	37	8	5	0	
Flat Gap	41	6	1	5	46	4	2	0	37	13	2	0	42	5	4	0	
Fleming County	55	6	0	0	55	7	0	0	47	14	0	0	51	8	1	0	
Fleming-Neon	38	4	2	0	38	3	0	3	33	38	3	3	36	3	0	0	
Fordsville	36	10	4	2	39	8	4	1	30	12	9	11	34	10	5	2	
Forkland	20	12	5	1	26	9	2	0	17	16	5	1	19	15	4	0	
Fort Knox	33	10	0	1	35	9	0	0	29	13	2	0	31	12	1	0	
Foundation (Berea)	26	3	1	0	25	4	1	0	20	9	1	1	21	8	0	1	
Frankfort	39	12	1	0	37	6	0	0	33	9	1	0	30	13	0	0	

SCHOOL	COACH				OTHER SCHOOL OFFICIALS				CROWD				TEAM			
	E	G	F	P	E	G	F	P	E	G	F	P	E	G	F	P
Franklin County	41	4	0	0	43	3	0	0	34	11	0	0	31	14	0	0
Franklin-Simpson	36	4	1	1	36	7	0	0	35	5	1	1	33	7	1	0
Frederick-Fraze	11	6	11	10	21	12	5	0	16	11	8	2	13	15	8	1
Fredericktown	24	8	0	0	24	11	0	0	24	11	1	0	43	8	1	0
Fredonia	34	14	6	9	50	11	0	1	33	23	5	1	32	20	4	6
Fulgham	34	11	3	1	41	9	0	0	31	13	4	1	28	15	1	5
Fulton	29	3	0	0	29	3	0	0	27	5	0	1	30	2	0	0
Fulton County	41	6	0	5	41	1	1	0	38	8	1	0	43	13	3	0
Gallatin County	36	11	4	2	41	12	0	0	37	12	1	2	41	13	0	0
Gamaliel	21	15	1	0	23	14	0	0	23	11	2	1	20	17	0	0
Garrett	29	7	2	0	33	4	1	0	27	7	4	0	30	6	1	1
Georgetown	44	8	2	2	47	7	0	0	42	16	2	0	43	11	2	0
Glasgow	19	13	7	5	30	10	2	0	29	12	2	0	27	14	0	2
Glendale	36	10	6	4	41	13	3	0	36	15	5	0	41	9	4	2
Good Shepherd	20	11	4	1	24	9	3	0	22	14	0	0	20	16	1	0
Graham	45	10	5	2	53	3	1	0	47	9	6	1	43	17	2	0
Grant County	50	10	1	0	46	14	0	0	40	14	4	3	45	13	3	0
Greensburg	37	19	0	0	40	14	1	0	31	19	4	1	31	24	0	0
Greenup	46	6	0	0	47	5	0	0	42	7	3	0	40	12	0	0
Greenville	48	9	0	0	49	5	0	0	44	9	2	0	41	11	3	1
Guthrie	44	3	0	0	43	4	0	0	36	9	1	0	41	6	0	0
Haldeman	14	8	1	0	18	5	0	0	13	7	1	2	16	6	1	0
Hall	30	7	5	5	41	5	1	1	34	8	3	1	41	6	2	3
Hanson	40	20	5	1	44	16	4	0	40	13	7	0	42	16	7	0
Harlan	46	9	2	5	52	5	0	0	52	7	1	0	53	5	1	0
Harrison County	49	11	0	1	54	7	0	0	49	11	1	0	47	9	1	0
Harrodsburg	40	10	1	0	40	9	0	0	38	10	1	0	40	5	2	0
Hartford	56	8	2	1	57	8	1	0	51	12	1	0	54	10	2	0
Hawesville	38	4	1	1	36	9	0	0	27	13	2	1	35	8	1	0
Hazard	42	2	1	0	43	2	0	0	37	6	1	1	38	5	1	0
Hazel	28	16	4	0	42	6	1	0	28	15	5	0	31	14	3	0
Hazel Green Acad.	38	16	0	0	39	13	1	1	36	16	0	0	39	11	1	1
Hazel Green (East Bernstadt)	51	7	0	1	48	10	0	0	43	14	2	0	45	12	2	0
Heath	37	5	2	0	39	5	0	0	37	5	1	1	38	2	2	2
Hellier	13	8	1	1	13	9	0	0	13	6	2	1	11	8	3	0
Henderson	52	1	0	0	50	4	0	0	40	13	0	0	40	9	4	0
Henderson County	40	12	0	0	44	8	0	0	36	11	3	2	43	6	3	0
Henderson Settlement	34	7	0	0	33	8	0	0	31	10	0	0	31	9	4	0
Henry Central	29	12	4	0	29	16	0	0	18	12	6	9	15	22	4	4
Henry Clay	37	5	1	1	38	5	0	1	36	4	1	1	37	5	0	1
Highlands	48	14	3	0	45	16	0	0	44	18	4	0	45	14	7	1
High Street	48	4	1	0	53	4	0	0	44	7	2	0	42	7	2	0
Hindman	48	2	0	1	48	1	0	0	41	7	1	0	43	6	1	0
Hiseville	25	8	3	1	28	9	0	0	20	13	3	1	23	9	2	2
Hitchens	34	6	1	1	34	6	0	0	30	9	1	0	34	4	2	0
Holmes	61	20	2	0	61	21	1	0	50	27	4	2	57	23	3	0
Holy Cross	25	10	1	0	25	10	0	0	15	18	15	0	19	15	3	0
Holy Family	30	17	1	0	37	9	2	0	27	16	5	0	22	16	7	0
Holy Name	35	21	1	0	48	9	0	0	41	16	0	1	41	13	3	0
Hopkinsville	36	9	1	0	36	9	0	1	23	14	3	6	29	16	1	0
Horse Branch	26	13	2	1	26	14	0	0	23	17	1	0	26	13	1	0
Howeavley	32	19	4	0	41	11	2	0	32	18	4	0	37	16	1	0
Hughes-Kirk	41	7	1	1	41	9	0	0	35	13	0	2	42	7	0	1
Hustonville	41	6	0	0	41	6	0	0	37	10	1	0	36	11	0	0
Inez	37	9	1	1	43	5	0	0	36	10	2	0	44	9	0	0
Irvine	30	4	2	0	31	5	0	0	29	10	4	2	23	10	3	0
Irvington	34	18	2	0	33	16	0	0	22	18	8	1	28	21	0	0
Jackson	27	10	1	0	30	7	0	1	25	13	0	0	26	10	2	0
Jenkins	28	4	5	5	33	5	1	2	27	7	5	3	26	9	5	2
Jessamine County	35	16	2	1	46	5	1	0	38	10	2	1	38	13	2	0
Johns Creek	31	10	5	4	31	11	4	4	27	9	7	7	24	18	2	6
Junction City	36	8	3	5	45	6	1	0	20	13	9	0	33	11	8	0
Kingdom Come	17	5	0	2	20	3	0	1	14	5	5	0	15	4	3	2
Kirksey	32	5	4	1	31	7	4	0	18	10	2	2	32	8	2	0
Knot Creek	18	10	1	2	23	4	0	2	19	5	5	2	25	8	5	5
Knox Central	43	5	1	0	44	4	1	0	40	5	4	0	44	2	3	0
Kyrook	37	12	1	2	40	8	1	1	36	11	2	2	32	15	1	4
Lacy	36	15	1	2	33	15	3	2	27	19	5	3	32	18	1	3
Lafayette	31	8	2	0	31	6	2	0	27	0	1	0	33	2	2	0
Lancaster	30	5	0	0	30	5	0	0	30	7	0	0	30	11	0	0
LaRue County	31	12	4	2	43	5	1	0	31	17	0	1	35	13	1	0
Laurel	6	4	1	0	8	3	0	0	4	7	0	0	8	7	0	0
Leatherwood	37	11	1	0	37	10	2	0	35	10	7	4	25	6	8	0
Lebanon	25	18	5	0	30	18	2	1	25	23	1	0	23	24	2	0
Lebanon Junction	24	21	4	0	37	11	1	0	24	24	1	0	30	20	0	0
Lee County	26	6	1	0	27	6	0	0	21	8	4	0	20	12	0	1
Letchfield	42	4	1	2	39	9	0	0	29	11	8	6	37	11	0	1
Leslie County	33	10	3	2	43	5	0	0	36	10	2	0	33	10	1	1
Letcher	58	2	0	1	54	3	2	0	53	5	1	0	64	3	1	1
Lewisburg	37	4	1	1	34	7	1	0	29	8	5	2	31	10	2	1
Lewisport	35	9	0	0	33	10	0	0	19	17	4	0	27	18	3	0
Lexington Catholic	41	9	2	0	61	4	5	1	59	11	6	0	60	11	1	0
Liberty	25	14	4	1	32	10	2	0	22	17	5	0	28	11	4	1
Lily	41	4	1	0	37	9	0	0	35	9	1	1	38	8	0	0
Lincoln (Franklin)	27	3	0	0	28	2	0	0	24	6	0	0	26	4	0	0
Lincoln (Middleboro)	24	5	0	0	24	5	0	0	24	5	2	2	21	8	1	0
Lincoln (Paducah)	20	4	1	0	20	2	3	0	19	6	0	0	19	5	1	0
Lincoln (Stanford)	26	8	0	0	25	7	0	0	18	14	0	0	20	13	0	0
Lincoln Inst. (Lincoln Ridge)	31	17	0	0	31	17	0	0	27	21	0	0	27	21	0	0
Livermore	44	7	1	1	48	1	1	0	41	18	2	13	19	13	0	0
Livingston Central	41	12	0	1	47	5	7	0	42	10	0	1	40	10	2	1
Livingston	52	5	0	0	55	2	0	0	52	4	1	0	61	6	0	0

SCHOOL	COACH				OTHER SCHOOL OFFICIALS				CROWD				TEAM				
	E	G	F	P	E	G	F	P	E	G	F	P	E	G	F	P	
Lloyd Memorial	57	15	2	4	61	15	1	0	53	17	3	4	56	12	7	4	0
London	22	13	16	2	43	11	0	0	37	17	0	1	36	14	4	4	0
Lone Oak	61	1	0	0	59	3	0	0	69	4	3	0	52	8	1	0	0
Lone Jack	18	9	4	10	30	8	2	0	22	11	7	1	29	3	3	3	0
Louis	37	6	1	1	40	4	1	0	32	8	3	0	31	11	3	1	0
Louisville Country Day	22	6	1	0	23	6	0	0	18	10	1	0	19	9	1	0	0
Louisville Male	14	20	5	6	30	14	0	1	14	21	6	4	28	16	1	0	0
Lows	33	16	2	1	36	12	0	1	34	16	1	1	32	17	0	1	0
Loyal	32	7	2	1	39	3	4	0	34	9	4	0	32	5	3	0	0
Ludlow	49	17	3	0	51	18	0	0	49	29	2	1	40	23	4	1	1
Lynn Camp	36	4	3	2	36	8	1	0	31	12	1	1	34	9	1	1	2
Lynn Grove	39	9	4	3	39	14	2	0	34	11	3	1	32	11	1	2	0
Lynvale	20	14	3	1	39	8	0	0	26	18	4	0	24	20	4	0	0
Lyon County	24	12	7	13	29	12	5	9	22	11	11	12	22	15	6	13	4
McCreary County	45	10	4	1	46	9	2	1	37	15	4	4	38	14	4	4	0
McDowell	34	1	0	0	32	3	0	0	31	2	2	2	31	4	0	0	0
McKee	31	11	1	0	38	3	1	0	30	12	1	0	32	11	0	0	0
McKell	39	4	0	0	39	4	0	0	38	6	1	0	35	8	0	0	0
McKinney	41	6	1	1	42	6	1	0	39	8	2	2	36	11	1	1	1
Mackville	22	19	5	1	30	15	1	0	19	22	3	2	18	20	5	3	0
Madison Central	61	6	2	1	61	9	0	0	50	18	2	0	57	12	0	4	0
Madison Model	55	8	4	1	58	9	2	0	50	15	5	0	46	9	4	0	0
Madisonville	36	11	3	3	42	10	0	1	28	17	5	3	30	17	4	2	2
Marrowbone	32	9	2	2	33	10	0	2	25	18	0	0	22	17	4	0	0
Martin	37	12	2	0	41	10	0	0	32	17	2	0	34	17	4	2	2
Mason	15	5	1	0	14	7	0	0	11	5	1	5	11	5	2	0	0
Mayfield	33	3	1	0	34	3	0	0	26	9	0	0	30	7	0	0	0
May's Lick	40	11	5	2	43	12	2	0	34	15	7	2	34	16	4	4	4
Maysville	51	9	1	2	60	8	0	0	50	13	1	0	50	13	0	0	0
Maytown	30	8	1	1	34	7	0	0	24	15	1	1	32	9	0	0	0
Meade Co.	32	9	2	0	32	6	0	0	27	13	3	1	30	11	3	0	0
Meade Memorial	48	5	2	0	50	2	1	1	51	4	2	2	50	5	1	0	0
Memorial (Hardyville)	37	9	2	0	43	4	1	0	37	9	1	0	39	8	1	0	0
Memorial (Waynesburg)	49	10	1	0	54	6	0	0	42	14	4	0	44	14	2	0	0
Menifee County	21	20	4	0	24	13	3	1	19	16	5	0	18	16	6	1	0
Mercer County	44	11	1	1	49	7	1	0	42	11	8	1	39	15	1	2	1
Metcalfe County	27	19	2	0	34	14	0	0	27	21	0	0	31	17	0	0	0
Middleburg	43	6	1	2	48	3	1	0	35	11	1	5	38	11	2	1	0
Middlesboro	34	5	0	1	37	7	0	0	30	9	4	2	31	8	4	2	2
Midway	42	10	5	0	45	11	0	0	41	12	3	0	41	19	1	1	0
Millersburg Mil. Inst.	33	14	3	0	43	7	0	0	33	12	3	0	35	11	1	1	1
Million	30	2	2	1	30	4	1	0	22	13	0	0	27	7	1	0	0
Minerva	26	16	5	5	27	14	3	6	25	16	7	4	26	17	5	4	0
Montgomery Co.	49	5	6	4	47	6	1	0	46	7	6	1	45	9	4	0	0
Monticello	47	8	4	2	51	10	0	0	40	14	5	2	41	16	3	1	0
Morgan	31	6	0	0	25	11	0	0	23	12	2	2	25	11	1	0	0
Morgan Co.	44	12	2	2	39	19	0	2	29	29	0	2	33	22	2	2	2
Morganfield	38	16	1	0	45	6	1	0	36	12	7	0	41	12	2	0	0
Mt. Sterling	42	4	0	1	41	8	0	0	34	14	0	0	36	3	0	0	0
Mt. Vernon	37	7	0	0	34	7	1	0	33	10	0	1	36	8	1	0	0
Mt. Washington	35	12	6	2	42	11	1	0	34	17	4	0	38	16	1	0	0
Muhlenberg Central	74	8	2	3	77	7	2	1	50	14	2	4	56	12	1	2	1
Mullins	25	6	0	0	24	10	1	0	20	19	2	0	19	2	2	0	0
Munfordville	29	17	7	2	42	13	0	0	34	20	1	0	36	16	2	0	0
Murray	25	4	2	0	25	5	0	1	24	6	1	0	24	7	0	0	0
Murray Training	30	8	3	1	38	3	1	0	35	6	1	0	34	7	1	0	0
Nancy	57	8	6	0	67	4	0	0	58	12	1	0	55	12	4	0	0
Napier	43	10	1	0	44	9	1	0	34	16	3	1	38	11	4	1	0
Nebo	50	18	2	0	61	10	0	0	42	18	5	5	44	15	9	2	2
New Concord	22	15	1	4	33	9	0	0	21	16	3	2	25	12	5	0	0
Newport	42	24	5	2	55	16	1	1	46	21	5	1	51	22	0	0	0
Newport Catholic	42	13	2	0	44	14	0	0	35	17	5	0	40	18	0	0	0
Nicholas Co.	42	15	7	7	52	13	0	5	45	17	6	3	45	18	5	4	0
North Marshall	42	4	0	0	43	2	1	0	37	9	0	0	42	4	0	0	0
North Middletown	43	5	1	0	43	5	0	0	40	8	0	0	41	7	1	0	0
North Warren	41	1	0	0	43	5	0	0	39	9	1	3	41	11	0	0	0
Old Springs	44	14	1	0	49	8	1	0	41	21	1	0	37	20	2	0	0
Oldham Co.	24	10	6	2	28	12	0	0	24	15	2	0	23	16	2	0	0
Old Ky. Home	20	19	7	5	35	15	1	0	28	18	2	3	28	17	4	0	2
Oliver Hill	51	2	1	2	53	3	0	0	46	10	0	0	54	2	0	0	0
Olmsted	35	3	0	0	34	4	0	0	30	6	0	0	30	6	2	0	0
Oneida Inst.	48	11	0	0	50	3	5	0	43	18	2	1	49	10	0	0	0
Orangeburg	21	20	3	0	28	16	0	0	19	15	5	5	15	22	6	1	0
Owen Co.	41	8	0	0	42	7	0	0	42	7	0	0	42	7	0	0	0
Owensboro	44	4	1	0	45	3	1	0	41	7	4	4	44	2	0	0	0
Owensboro Catholic	48	2	2	1	50	2	0	0	39	12	0	1	38	12	1	1	0
Owingsville	34	13	1	1	27	20	2	0	27	21	1	0	32	15	2	0	0
Owsley County	16	5	1	1	18	3	0	2	18	4	1	0	17	4	2	0	0
Paducah Tlghman	29	5	2	0	30	5	1	0	28	7	1	0	26	5	4	1	0
Paint Lick	20	8	2	0	24	5	1	0	27	8	0	0	22	8	0	0	0
Paintsville	42	2	0	0	42	2	0	0	40	4	0	0	36	7	0	1	0
Paris	39	15	2	1	44	13	0	0	36	18	3	0	33	20	4	0	0
Park City	33	6	0	0	37	2	0	0	34	4	0	1	33	6	0	0	0
Parisville	46	1	1	0	45	15	1	3	33	20	7	1	43	19	0	1	0
P. L. Dunbar (Lexington)	50	9	1	1	48	12	0	1	43	16	1	1	51	9	0	1	0
Pembroke	22	12	11	1	27	13	6	0	22	19	4	1	26	13	4	3	5
Perryville	19	16	7	5	35	9	0	3	28	18	2	4	23	16	3	5	0
Phelps	37	3	1	0	34	6	1	0	31	8	0	0	32	8	0	0	0
Pikeville	34	9	3	2	40	4	3	1	29	15	2	2	32	10	4	2	1
Pine Knot	47	4	1	2	47	5	2	0	42	10	2	0	44	9	0	1	0
Pineville	48	7	2	1	51	4	3	0	46	6	2	5	44	17	3	3	4
Pleasant View	26	9	4	0	24	14	1	0	18	9	11	1	18	17	8	0	0
Pleasureville	38	14	1	0	34	19	0	0	34	24	4	4	34	24	0	0	0
Poplar Creek	29	12	0	0	29	12	0	0	28	11	2	0	25	16	0	1	0

SCHOOL	COACH				OTHER SCHOOL OFFICIALS				CROWD				TEAM			
	E	G	F	P	E	G	F	P	E	G	F	P	E	G	F	P
Powell County	36	17	0	4	40	14	1	2	33	12	10	2	28	23	5	0
Prestonsburg	29	4	0	1	29	4	0	1	24	16	3	2	29	5	0	0
Prichard	22	11	1	1	36	7	1	1	35	11	1	0	35	8	1	5
Providence	40	13	5	4	53	8	0	0	36	24	1	0	33	5	0	0
Pulaski County	43	25	5	4	65	9	0	0	60	13	1	0	63	10	1	0
Raceland	26	12	1	1	33	6	1	0	31	9	0	0	25	13	2	0
Red Bird	45	9	2	0	50	6	0	0	44	11	1	0	40	15	1	0
Reidland	38	9	1	0	45	1	1	0	39	8	1	0	38	9	0	0
Richardsville	45	10	1	0	46	10	0	0	38	13	4	1	36	14	4	2
Rineyville	29	16	7	3	37	11	3	4	17	24	9	5	24	25	3	3
Riverview	15	4	1	0	14	5	0	1	13	5	2	0	13	6	1	0
Rockholds	36	2	3	5	32	13	2	0	28	10	3	6	23	12	3	8
Rosenwald (Barbourville)	24	0	1	0	24	1	0	0	22	3	0	0	22	2	1	0
Rosenwald (Harlan)	32	6	1	0	31	8	0	0	31	7	1	0	33	6	0	1
Rosenwald (Lebanon)	27	11	4	3	33	11	1	0	30	13	2	0	31	11	3	0
Rosenwald (Madisonville)	21	2	1	0	22	2	0	0	17	5	1	1	20	3	0	1
Rosenwald (Providence)	21	1	1	4	21	5	1	0	12	13	1	1	14	9	4	0
Rosenwald-Dunbar (Nicholasville)	6	7	8	0	13	7	1	0	9	10	2	0	12	6	3	0
Rowan County	31	8	1	5	33	10	1	1	23	12	6	4	23	14	6	2
Russell	31	14	2	0	37	15	0	0	31	13	3	0	33	14	1	0
Russell Co.	30	16	3	5	39	12	1	2	26	21	3	4	36	17	0	1
Russellville	39	5	0	1	39	4	0	0	40	4	1	0	38	6	0	1
Sacramento	58	11	2	1	64	6	1	1	42	23	3	4	54	15	3	0
St. Agatha Acad.	26	8	0	0	29	5	0	0	28	4	2	0	23	7	3	1
St. Agnes	17	11	2	0	23	7	0	0	15	10	4	1	18	12	0	0
St. Aloysius	22	4	0	0	21	5	0	0	21	4	1	0	22	4	0	0
St. Augustine	34	8	3	1	36	9	1	0	29	15	1	1	25	18	21	1
St. Benedict	23	6	1	0	23	6	1	0	23	5	2	0	23	7	0	0
St. Camillus Acad.	34	6	0	0	34	5	1	0	30	8	2	0	29	8	3	0
St. Catherine	32	11	0	0	37	6	0	0	33	3	0	0	33	9	1	0
St. Charles	34	14	3	0	38	13	1	0	30	21	1	0	29	17	5	1
St. Francis	34	16	0	0	38	11	0	0	32	18	0	0	30	18	0	0
St. Henry	57	16	2	1	60	14	1	1	47	26	3	0	47	33	1	0
St. Joseph (Bowling Green)	29	4	1	1	32	3	0	0	30	4	0	0	29	5	0	1
St. Joseph Prep. (Bardstown)	31	13	0	0	35	7	0	0	30	13	1	0	29	3	1	2
St. Mary (Alexandria)	28	7	2	0	29	7	1	0	21	13	3	0	19	15	2	1
St. Marys Acad. (Paducah)	39	4	0	0	40	4	0	0	34	6	3	1	36	5	3	0
St. Patricks	38	13	0	2	41	11	0	0	33	18	2	0	35	13	1	1
St. Thomas	28	19	3	1	35	14	1	1	27	23	1	0	28	23	1	0
St. Vincent Acad.	44	3	0	0	41	6	0	0	38	7	2	0	38	9	0	0
St. Xavier	34	16	2	3	44	11	0	0	35	15	5	0	37	15	3	0
Sandersville	28	23	1	2	30	21	3	0	21	26	4	3	29	21	4	0
Sandy Hook	41	5	0	0	49	6	0	0	35	10	8	0	39	8	0	0
Scott Co.	50	3	4	3	50	7	0	0	41	13	4	2	44	11	3	2
Scottsville	44	8	1	1	49	4	0	1	41	10	2	1	41	9	2	2
Sebree	29	23	2	0	35	14	3	1	29	17	4	3	29	18	5	1
Sedalia	39	12	2	1	40	10	2	2	36	12	2	4	39	10	5	0
Seneca	14	3	0	0	14	3	0	0	10	7	0	0	10	6	0	1
Sharpsburg	43	6	0	2	42	7	0	2	35	12	1	3	35	13	0	2
Shawnee	43	12	0	0	48	7	0	0	34	13	6	2	38	16	1	1
Shelbyville	36	7	2	0	42	7	0	0	39	6	0	0	38	7	0	0
Shepherdsville	27	16	2	4	27	18	2	1	23	22	2	0	22	25	1	1
Shopville	45	4	6	0	49	5	1	0	39	13	3	0	40	15	0	0
Silver Grove	52	26	7	1	61	25	0	0	56	25	5	1	51	27	7	2
Simmons	19	11	0	0	18	12	0	0	15	15	0	0	16	15	0	0
Simon Kenton	37	28	3	8	58	19	3	0	44	27	5	0	44	19	7	10
Simpsonville	37	17	1	0	39	14	1	0	32	21	0	1	33	21	0	0
Sinking Fork	40	14	0	10	51	9	2	2	38	12	6	8	44	16	1	2
Slaughters	24	19	6	2	39	11	1	0	23	26	2	0	27	22	2	0
Somerset	40	7	0	0	43	8	0	0	32	18	2	0	33	6	2	0
Sonora	40	22	4	0	44	18	0	0	28	27	7	0	34	27	1	0
South Christian	47	3	4	2	48	5	1	2	36	12	4	2	42	10	2	2
Southern	34	26	2	0	46	16	0	0	30	27	5	0	35	22	5	0
South Hopkins	40	11	3	2	41	15	0	0	26	22	5	3	30	22	3	1
South Marshall	37	10	1	4	47	4	1	0	39	10	4	9	39	9	4	0
South Portsmouth	43	26	0	0	44	24	1	0	39	29	1	0	41	28	0	0
Springfield	15	14	3	0	16	15	1	0	13	19	1	0	12	16	4	0
Stanford	33	11	4	0	42	5	1	0	25	12	11	0	21	20	5	2
Stearns	35	8	3	1	40	5	0	0	30	12	2	9	29	9	5	1
Stinnett Settlement	17	6	2	2	18	8	0	0	14	12	1	0	14	10	2	1
Sturgis	35	8	2	0	37	8	0	0	31	11	3	0	34	11	0	0
Sunfish	22	9	5	1	28	7	2	0	18	11	8	0	16	13	7	1
Symsonia	30	3	1	0	34	8	0	0	33	8	1	0	31	4	0	0
Taylor County	46	8	0	2	45	11	0	0	39	13	3	0	39	14	3	0
Taylorsville	29	14	0	0	30	13	0	0	27	15	1	0	29	14	0	0
Temple Hill	30	9	1	0	36	4	0	0	32	7	1	0	30	8	2	1
Todd County	32	19	5	4	46	10	3	1	32	20	4	3	38	18	2	0
Todd Co. Trng.	12	3	3	0	15	14	3	1	14	6	0	0	13	6	2	0
Tollesboro	26	13	3	4	33	12	0	0	22	21	3	0	30	13	1	1
Tompkinsville	28	9	3	0	28	10	0	2	16	17	3	4	23	18	1	1
Trigg County	44	4	0	0	40	4	0	0	38	4	2	0	36	8	0	0
Trimble County	28	16	3	3	37	8	0	0	17	26	5	2	24	21	3	2
Trinity	36	18	4	1	45	13	1	0	29	21	7	2	37	20	1	0
Tyner	38	6	3	2	42	6	1	0	36	10	2	1	38	1	0	0
University	45	7	1	0	46	7	0	0	43	9	1	0	43	7	3	0
Utica	58	14	0	0	56	6	0	0	47	11	2	1	48	8	1	0
Valley	36	15	1	0	44	8	0	0	30	20	2	0	34	15	2	0
Vanceburg-Lewis Co.	32	9	4	2	38	8	2	0	25	16	3	4	32	11	3	2
Van Lear	32	5	0	0	33	4	0	0	28	8	1	0	31	5	1	0
Versailles	42	12	2	2	48	10	0	0	45	12	1	0	45	13	0	0
Vine Grove	34	1	7	8	44	8	6	0	29	11	8	10	30	12	8	8
Virginia	40	11	2	1	43	10	0	0	32	17	3	1	34	13	6	0
Waddy	26	19	6	6	41	16	0	0	31	22	4	0	29	22	5	1
Waggener	32	18	0	0	35	9	1	0	30	15	0	0	32	13	0	0
Wallins	39	4	0	0	36	5	0	1	34	4	4	1	35	6	1	0

SCHOOL	COACH				OTHER SCHOOL OFFICIALS				CROWD				TEAM				
	E	G	F	P	E	G	F	P	E	G	F	P	E	G	F	P	
Walton-Vernon	31	21	8	5	45	18	2	0	36	25	4	0	41	23	1	0	
Warfield	37	6	1	0	36	9	0	0	31	12	11	2	0	29	10	6	0
Warren County	45	0	1	0	47	8	0	2	45	11	1	0	53	4	0	0	
Wayland	34	2	0	3	37	1	0	1	27	7	2	2	33	5	0	1	
Wayne County	53	9	1	1	52	12	0	0	46	15	2	1	47	16	0	1	
Western (Owensboro)	34	7	1	0	39	4	0	0	29	11	2	0	31	7	4	1	
Western (Paris)	41	13	1	0	16	16	1	0	19	17	1	0	20	15	1	1	
Western (Shelby)	38	8	0	0	40	6	1	0	35	8	3	0	35	10	0	1	
West Main Street (Lynch)	20	11	0	1	21	11	0	0	24	7	1	0	23	8	1	0	
Wheelwright	26	3	3	0	29	3	0	0	26	5	0	1	27	3	1	1	
Whitesburg	39	2	1	1	41	1	1	0	36	4	1	1	40	2	0	0	
William Grant	50	21	2	0	59	23	1	0	52	24	5	0	50	27	5	1	
Williamstown	37	7	0	2	35	7	0	4	32	10	1	2	34	8	4	0	
Williamstown	26	11	10	10	38	19	0	0	31	23	2	1	28	16	7	6	
Williamsburg	30	13	0	0	29	15	0	0	24	19	1	0	25	18	0	0	
Winchester	56	7	4	2	56	5	1	0	55	8	2	0	51	8	4	0	
Wingo	29	10	4	1	34	8	1	0	26	14	3	0	33	8	2	0	
Wolfe County	31	11	0	3	35	9	1	0	31	10	2	2	33	8	2	2	
Woodbine	31	11	3	2	36	10	1	0	26	17	4	0	22	21	4	1	
Wurtland	35	11	3	3	39	9	2	1	29	16	4	2	31	17	1	2	

Report of Insurance Claims

Three hundred twenty-six schools insured their athletes under the K.H.S.A.A. Protection Fund in 1958-59. In football 4,690 boys were insured, and in other sports 6,738. Twelve hundred ninety-two claims were submitted, with 1,137, totaling \$31,740.27, being paid.

School	Claimant	Injury	Amount Paid
Anderson	Davis Briscoe	Fractured fibula	\$ 35.00
Anderson	Connie Carlson	X-ray	10.00
Anderson	Tommy Smith	Broken finger, X-ray	17.50
Anderson	Tommy Smith	Laceration - suture	5.00
Anderson	Ronnie Thornsberry	Laceration - suture	5.00
Anderson	Major Wheat, Jr.	Laceration - suture	5.00
Annyville	Truman Trays	X-ray	11.00
Ashland	Kendall Bocard	Laceration - suture	5.00
Ashland	Monte Campbell	X-ray	12.00
Ashland	Herbie Conley	Broken teeth	22.00
Ashland	Leroy Dobbins	X-ray	10.00
Ashland	William Jordan	Knee injury (special)	15.00
Ashland	Joel Millikan	Dislocated toe, X-ray	14.00
Ashland	James Sloan	X-ray	6.00
Ashland	Arlie Wheeler	X-ray	5.00
Atherton	Jeff Banks	X-ray	10.00
Atherton	Ronnie Barrett	Broken tooth, X-ray	24.00
Atherton	Ed Coleman	Wrist injury (special)	40.50
Atherton	Ed Coleman	X-ray	10.00
Atherton	Jerry Cutsinger	Broken nose	11.00
Atherton	Rusty Doerr	Dislocated knee, X-ray	25.50
Atherton	Johnny Fox	Knee injury (special)	193.38
Atherton	Steve Grissom	Laceration - suture	5.00
Atherton	Todd Hubley	Head injury (special)	86.25
Atherton	Geoff Morris	Neck injury (special)	33.50
Atherton	Geoff Morris	Broken finger, X-ray	20.00
Atherton	Ted Newman	Fractured metatarsal, X-ray	30.30
Atherton	Ted Newman	Hand injury (special)	19.65
Atherton	Ted Newman	Hand injury (special)	18.93
Atherton	Hugh Peterson	Arm injury (special)	37.00
Atherton	Chuck Schlinger	Wrist injury (special)	35.60
Atherton	Duane Schwartz	X-ray	7.00
Atherton	Duane Schwartz	X-ray	4.00
Atherton	Roy Smith	Laceration - suture	5.00
Atherton	Roy Smith	Laceration - suture	5.00
Atherton	Jim Stockton	Laceration - suture	5.00
Atherton	Jim Stockton	Laceration - suture	5.00
Atherton	Monte Tiller	X-ray	8.00
Atherton	Jim Wood	X-ray	8.00
Auburn	Minor Woodward	Knee injury (special)	18.00
Auburn	Jimmie Wright	Broken teeth	40.00
Augusta	Eddie Schwetzer	Laceration - suture	5.00
Barbourville	Harold Carey	X-ray	15.00
Barbourville	Glenn Disney	Loss of tooth	2.00
Barbourville	Glenn Disney	Broken tooth, X-ray	22.00
Barbourville	Phillip Fox	X-ray	15.00
Barbourville	Phillip Fox	Loss of tooth, X-ray	27.00
Barbourville	Robert Harp	X-ray	5.00
Barbourville	Beverly Helton	Loss of tooth	4.00
Barbourville	Charles Sink	Kidney injury (special)	84.15
Bardstown	Owen Brown	X-ray	10.00
Bardstown	Owen Brown	X-ray	6.00
Bardstown	Jackie Doyle	Laceration - suture	5.00
Bardstown	Grant Fulkerson	Laceration - suture	5.00
Bardstown	William Greenwell	X-ray	15.00
Bardstown	Edwin Howell	X-ray	4.00
Bardstown	Edwin Howell	Rib injury (special)	23.63
Bardstown	Douglas Hubbard	X-ray	8.00
Bardstown	James Parker	X-ray	5.00
Bardstown	Jacob Wommer	X-ray	6.00
Beechwood	Bill Dawson	X-ray	15.00
Beechwood	Richard Stevenson	Finger injury (special)	15.50
Beechwood	Dick Thomas	X-ray	10.00
Beechwood	Dick Thomas	Laceration - suture	4.50
Beechwood	Dick Thomas	Dental injury (special)	25.00
Bell County	Clofus Barnett	Knee injury (special)	157.25

Bell County	Gale Robbins	Broken teeth	40.00
Bell County	Roy Wilson	Broken teeth	40.00
Bellevue	Ken Alexander	X-ray	10.00
Bellevue	Frank Brinson	Laceration - suture	5.00
Bellevue	Peter Heister	Nose injury (special)	131.03
Bellevue	Mike Lawrence	Shoulder injury (special)	41.75
Bellevue	Fred Rose	Broken tooth, X-ray	22.00
Benham	Roscoe Brock	Loss of tooth	50.00
Benham	Elijah Clore	X-ray	5.00
Benham	Larry Davis	X-ray	7.50
Benham	Larry Flanary	X-ray	5.00
Benham	Larry Flanary	X-ray	6.00
Benham	Ed Gladson	Loss of tooth	25.00
Benham	Mike Hodge	Shoulder injury (special)	27.18
Benham	Wiley Hodge	X-ray	8.00
Benham	William Hughes	X-ray	6.00
Benham	Marvin Messer	X-ray	10.00
Benham	Terry Pace	X-ray	11.25
Benham	Paul Simpson	X-ray	6.00
Benham	Ray Simpson	Laceration - suture	5.00
Benton	Mike Morgan	X-ray	6.00
Berea	Leroy Brimmer	Kidney injury (special)	116.00
Berea	Lindsey Brock	Finger injury (special)	146.40
Berea	Maurice Davidson	Dental injury (special)	62.00
Berea	C. V. Foley, Jr.	X-ray	5.00
Berea	Bobby Gibson	X-ray	5.00
Berea	Bobby Himes	Laceration-suture	5.00
Berea	Robert Himes	Dental injury	10.50
Berea	Robert Johnson	X-ray	5.00
Berea	Kenneth Spencer	Broken finger, X-ray	16.00
Berea	Boyd Williams	X-ray	6.00
Black Star	Clinton Cornelius	X-ray	10.00
Black Star	Clarke Mayfield	X-ray	7.50
Black Star	Bobby Noe	X-ray	10.00
Black Star	Calvin Scott	X-ray	7.50
Black Star	Mason Stewart	X-ray	10.00
Bloomfield	Donald Hahn	Broken tooth	7.00
Boone County	Roger Grimes	Fractured fibula	50.00
Boone County	Roy Hoffman	Fractured radius	45.00
Boone County	Frank Miller	X-ray	6.00
Boone County	Ralph Orchelle	Laceration - suture	4.00
Boone County	Curt Poland	X-ray	6.00
Bowling Green	Blake Clark	Back injury (special)	17.50
Bowling Green	Wayne Copas	X-ray	10.00
Bowling Green	Elvis Donaldson	X-ray	6.00
Bowling Green	Tommy Dunn	X-ray	6.00
Bowling Green	Lonie Hagan	X-ray	5.00
Bowling Green	Billy Haynes	X-ray	10.00
Bowling Green	Terry Hodges	X-ray	6.00
Bowling Green	Norman Lewis	X-ray	10.10
Bowling Green	Bob Stamps	X-ray	6.00
Bowling Green	Wayne Turner	Loss of tooth	25.00
Bowling Green	Devoey Upton	X-ray	10.00
Bowling Green	Donald Walker	Laceration - suture	5.00
Bowling Green	Leon Woosley	X-ray	12.00
Brecken County	Ronnie Case	X-ray	10.00
Brecken County	Tommy Brite	X-ray	20.00
Breckenridge County	Tommy Brite	Laceration - suture	5.00
Breckenridge County	Joe Conder	Laceration - suture	5.00
Breckenridge County	Jack Jolly	X-ray	8.00
Bristow	Harel Carrier	Broken Thumb, X-ray	16.00
Brodhead	Lloyd Caldwell	X-ray	15.00
Brodhead	Larry Harris	X-ray	6.00
Brodhead	Darrell Stevens	Dental injury	8.00
Brownsville	James Lindsey	Laceration - suture	5.00
Buckeye	Elmer Hall	Laceration - suture	5.00
Burgin	Ronald Crutchfield	X-ray	12.00
Bush	Ferrell Asher	Pulled tendon, X-ray	27.50
Bush	Willard Bowling	Knee injury (special)	23.25
Bush	Darrell Deaton	X-ray	9.00
Bush	Harold Turner	Broken finger	5.00
Butler	Sammy Butler	Dislocated finger	9.00
Butler	Sammy Butler	X-ray	5.00
Butler	Sammy Butler	Dislocated shoulder	13.00
Butler	Paul Carter	Leg injury (special)	77.50
Butler	Raymond Cary	Leg injury (special)	131.28
Butler	Leon Conway	X-ray	15.00
Butler	Leon Conway	Dental injury (special)	37.50
Butler	Eddie Crum	X-ray	5.00
Butler	Troy Curtis	Broken tooth, X-ray	22.00
Butler	Morris Hall	Broken tooth	18.00
Butler	Charles Simpson	Broken thumb, X-ray	8.00
Butler	William Yates	Arm injury (special)	23.00
Butler	Eddie Beck	Foot and Back injury (special)	258.00
Butler County	Frank Cardwell	Laceration - suture	5.00
Butler County	Albert Porter	Laceration - suture	5.00
Butler County	Charles Smith	Hand injury (special)	19.25
Butler County	Wesley Smith	Laceration - suture	5.00
Butler County	Jimmy West	Laceration - suture	5.00
Campbellsville	Eddie Claycomb	X-ray	10.00
Campbellsville	Greg Crabtree	Broken teeth	15.00
Campbellsville	Tommy Harrison	X-ray	5.00
Campbellsville	Steve Horner	X-ray	6.00
Campbellsville	James Murray	Laceration - suture	5.00
Campbellsville	John Newcomb	Loss of tooth	25.00
Campbellsville	Danny Rose	X-ray	12.00
Campbellsville	Eugene Shively	Fractured radius	35.00
Campbellsville	Earl Thrasher	Laceration - suture	10.00

Camp Dick Robinson	Burland Burdett	Leg injury (special)	86.10
Caneville	Bobby Collins	X-ray	5.00
Caneville	Clifton Cummings	Dislocated finger	10.00
Caneville	Ronald H. Fentress	Laceration - suture	5.00
Caneville	Charles B. Franks	X-ray	5.00
Caneville	Dale McPherson	Laceration - suture	5.00
Caneville	Lester Morris	Pulled tendon	4.00
Caneville	Hellard Woosley	X-ray	6.00
Carlisle	Floyd Bussell	Arm injury (special)	50.25
Carlisle	Elva D. Clark	Fractured metatarsal, X-ray	32.50
Carlisle	Clarence Compton	X-ray	6.00
Carlisle	Roy Dotson	X-ray	6.00
Carlisle	Jerry Henry	Shoulder injury (special)	44.25
Carlisle	Donald B. Hollar	Shoulder injury (special)	44.25
Carlisle	John Johnson	X-ray	6.00
Carlisle	Duane Kelley	X-ray	6.00
Carlisle	Joe Ratliff	Wrist injury (special)	34.50
Carlisle	Oliver Smart	Laceration - suture	5.00
Carlisle	Himmie G. Vanlandingham	Dislocated shoulder	35.00
Carlisle	Stanley Wilson	X-ray	10.00
Carlisle County	James E. Pearson	X-ray	6.00
Carlisle County	Jerry Todd	Fractured radius	40.00
Carrollton	Wayne Pearson	X-ray	6.00
Catlettsburg	Tobey Butler	X-ray	6.00
Catlettsburg	Albert Crank	Ankle injury (special)	38.75
Catlettsburg	Chandis Ferguson	X-ray	6.00
Catlettsburg	Larry Howell	Spine injury (special)	55.53
Catlettsburg	Johnny Hughes	X-ray	8.00
Catlettsburg	Marvin Lewis	Dental injury	50.00
Catlettsburg	David Ross	X-ray	6.00
Catlettsburg	Joe Stewart	Leg injury (special)	25.50
Catlettsburg	Tom Workman	Fractured radius	40.00
Caverna	Haskell Borden	X-ray	6.00
Caverna	Wayne Gentry	X-ray	12.00
Caverna	Joel McCubbin	Laceration - suture	5.00
Central	Victor Bender	Fractured metatarsal, X-ray	31.00
Central	Bobby Davis	Foot injury (special)	45.00
Central	Bobby Davis	Dental injury	50.00
Central	Richard Murray	Dental injury	50.00
Central	Robert Tinsley	Loss of tooth, X-ray	29.00
Central	Robert Tinsley	Leg injury (special)	21.00
Central City	Ben Mac Wolfe	Fractured metacarpal, X-ray	26.00
Chandlers Chapel	Donald Bailey	Laceration - suture	5.00
Clarkson	Paul Horn	Fractured tibia & fibula	90.00
College	Billy Bray	X-ray	10.00
College	Billy Bray	Broken tooth, X-ray	22.00
College	Jim Huggins	Loss of tooth, X-ray	29.00
College	Mike Sherrell	Laceration - suture	5.00
Corbin	Rodney Barton	Loss of teeth	50.00
Corbin	Jesse Grant	Arm injury (special)	79.85
Corbin	Amos Miller	Laceration - suture	5.00
Corbin	Lanny Myers	Broken nose	10.00
Corbin	Fred Rader	X-ray	8.00
Corbin	Fred Rader	Broken teeth	50.00
Clinton County	James C. Brown	Laceration - suture	5.00
Clinton County	Jackie Latham	Ankle injury (special)	92.40
Crittenden County	Larry A. Easley	Broken tooth, X-ray	22.00
Crittenden County	Steve Perryman	X-ray	12.00
Crittenden County	Jerry Woodall	Dental injury (special)	31.00
Crofton	James Wilson	Knee injury (special)	168.60
Cumberland	Travis Born	Fractured metacarpal, X-ray	31.00
Cumberland	Bobby Creech	Laceration - suture	5.00
Cumberland	Larry Jarvis	Fractured tibia	50.00
Cumberland	John S. Petrey	Fractured radius	40.00
Cumberland	Philip Wigington	Loss of teeth	50.00
Cynthiana	Richard Bell	Laceration - suture	5.00

TRACK MEET—

(Continued from Inside Cover)	4. Myers—M. M. I.	Newport	8 1/2
	5. Taylor—High Street	Atherton	8 1/2
Discus—	5. Knox—M. M. I.	Covington Holmes	8
1. Hayden—St. Joseph	5. Glass—Louisville Central	Male	8
2. Herfel—Highlands	Height: 5'11 3/4"	Honkingsville	7
3. Jewell—Trinity		Valley	6 1/6
4. Mattingly—Trinity		Caldwell County	5
5. Carlyle—Warren County		Waggener	4
Distance: 141' 5 1/2"	Highlands	Bryan Station	3 1/2
	Trinity	St. Xavier	3
Broad Jump—	Paducah Tilehman	Lebanon Rosenwald	3
1. Napier—Manual	Bourbon County	Raceland	3
2. McKenzie—Ashland	St. Joseph Prep	Shawnee	2 1/6
3. Lee—Catlettsburg	Ashland	Meade County	2 1/6
4. Williams—Frankfort	Eastern	Frankfort	2
5. Emmons—Highlands	Lafayette	Henderson County	1
Distance: 21' 6 3/8"	Southern	Warren County	1
High Jump—	M. M. I.	B. G. High Street	1/3
1. Lee—Catlettsburg	Catlettsburg	Louisville Central	1/3
2. Blackwell—Bryan Sattion	Danville	Hazel Green	1/6
3. Wehr—Atherton	Manual	Henderson City	1/6

TOTAL POINTS

Cynthiana	John Bianke	X-ray	2.00
Cynthiana	James Collier	Dislocated elbow	25.00
Cynthiana	Harry Custard	Dislocated ankle	25.00
Cynthiana	Robert Donovan	X-ray	12.00
Cynthiana	William Giles	Fractured clavicle	35.00
Cynthiana	John Keith	Knee injury (special)	22.00
Cynthiana	Thomas Stanley	Dislocated finger	10.00
Cynthiana	James William	Broken teeth	47.50
Danville	Larry Boyd	Laceration - suture	6.00
Danville	Harold Chambers	Dental injury (special)	72.50
Danville	Claude Hoffmeyer	Broken finger, X-ray	22.00
Danville	Claude Hoffmeyer	X-ray	6.00
Danville	Elmer Jackson	Laceration - suture	35.00
Danville	Hughes Jackson	X-ray	10.00
Danville	Johnny Jackson	Dislocated shoulder	24.30
Danville	Johnny Jackson	Broken finger	10.00
Danville	Orville Mace	X-ray	10.00
Danville	Orville Mace	X-ray	6.00
Danville	Marion Minor	Finger injury (special)	16.00
Danville	Kenneth Pierce	X-ray	8.00
Danville	Jerry Rankin	X-ray	8.00
Danville	Buddy Sallee	X-ray	8.00
Danville	Buddy Sallee	X-ray	6.00
Danville	Tommy Taylor	X-ray	12.00
Danville	Tommy Taylor	X-ray	6.00
Danville	Roger Tully	X-ray	10.00
Danville	Clyde Wise	Dislocated shoulder	35.00
Daviess County	Henry Crabtree	Broken nose, X-ray	30.00
Daviess County	Eddie Harris	Broken finger, X-ray	16.00
Daviess County	Rowland Pagan	Neck injury (special)	35.05
Dayton	Eddie Bolser	Kidney injury	25.00
Dayton	Bob Hayes	Head injury (special)	22.50
Dayton	Phil Higgins	Leg injury (special)	33.08
Dayton	Jerry Hoepfer	X-ray	10.00
Dayton	Tom Klette	Fractured radius	25.00
Dice Combs Memorial	James Scruggs	Loss of tooth	25.00
Dixie Heights	Ronald Bennett	X-ray	10.00
Dixie Heights	Bill Boese	X-ray	20.00
Dixie Heights	Robert Browning	Loss of teeth	50.00
Dixie Heights	Ed Hamilton	Loss of tooth	25.00
Dixie Heights	Ronald Hobbs	Broken tooth, X-ray	24.00
Dixie Heights	David Hughes	X-ray	12.50
Dixie Heights	David Hughes	Loss of teeth	45.00
Dixie Heights	Robert Osborne	X-ray	10.00
Dixie Heights	Mike Pentecost	X-ray	10.00
Dixie Heights	Carl Reese	Knee injury (special)	150.00
Dixie Heights	Robert Schultz	X-ray	10.00
Dixie Heights	Kim Ward	Broken tooth, X-ray	24.00
Dixie Heights	Bob Ward	Broken tooth, X-ray	22.00
Dixie Heights	John White	Dental injury (special)	50.00
Dixon	Morris Coffman	Broken facings	10.00
Dixon	Jim Ramsey	Dental injury (special)	55.00
Drakesboro Community	Wallace M. Martin	X-ray	12.00
Drakesboro Community	Will H. Reynolds, Jr.	Elbow injury (special)	303.46
Dunbar	Ronald Million	Knee injury (special)	15.00
Dunbar	Harold Parker	Leg injury (special)	60.25
Dunbar	Felix Scruggs	X-ray	20.00
Dunbar	Herbert Washington	Kidney-ruptured	21.00
Dunham	James Clark	X-ray	12.00
Dunham	Charles Holyfield	X-ray	12.00
Dunham	Johnny Oseley	X-ray	8.50
Dunham	Jimmy William	Wrist injury (special)	61.00
duPont Manual	Rogen Annon	X-ray	10.00
duPont Manual	Roger Baugh	X-ray	7.50
duPont Manual	Robert A. Burch	Fractured tibia	50.00
duPont Manual	Ronald Callahan	X-ray	15.00
duPont Manual	James Cooksey	Broken finger, X-ray	12.00
duPont Manual	William Ferriell	X-ray	17.00
duPont Manual	Kenny Horn	X-ray	7.50
duPont Manual	George Houchins	X-ray	27.00
duPont Manual	Larry Keeling	X-ray	10.00
duPont Manual	Sherman Lewis	X-ray	10.00
duPont Manual	Sherman Lewis	Loss of tooth, X-ray	27.00
duPont Manual	Ronald Lutts	X-ray	18.00
duPont Manual	Ronald Lutts	Loss of tooth, X-ray	20.00
duPont Manual	Larry Morris	X-ray	12.00
duPont Manual	Stephen Mumford	X-ray	10.00
duPont Manual	David Nelson	Broken teeth	40.00
duPont Manual	Bonnie Parkenson	X-ray	12.00
duPont Manual	Robert Vettiner	X-ray	10.00
duPont Manual	William White	X-ray	10.00
duPont Manual	Homer Whiting	X-ray	10.00
Durrett	Robert Allmiller	X-ray	20.00
Durrett	Bill Gruen	Chipped tooth, X-ray	7.00
Durrett	William Gruen	X-ray	20.00
Durrett	William Hadley	X-ray	10.00
Durrett	Gilbert Hargan	Dental injury (special)	40.00
Durrett	Kenneth Harvey	Hip injury (special)	27.00
Durrett	Jon Hebel	X-ray	20.00
Durrett	Howard Jarboe	X-ray	10.00
Durrett	Dan Klein	Broken finger, X-ray	20.00
Durrett	Morgan Mayer	X-ray	12.00
Durrett	Keith Melcher	Dislocated shoulder	10.00
Durrett	Roy Montford	X-ray	6.00
Durrett	Gary Nally	Leg injury (special)	78.25
Durrett	Mike Radding	X-ray	8.00
Durrett	Terry Rudolph	Broken nose	12.00
Durrett	Ricky Stiles	Neck injury (special)	17.35

Durrett	Louis Thurman	Dental injury (special)	45.00
Durrett	David Williams	Broken tooth, X-ray	24.00
Eastern	John Baker	X-ray	10.00
Eastern	Marion Coffey	X-ray	6.00
Eastern	Marion Coffey	X-ray	10.00
Eastern	Joe Creason	X-ray	6.00
Eastern	Golda Eldridge	Laceration - suture	5.00
Eastern	Jack English	Dislocated finger	10.00
Eastern	Bill Erwin	X-ray	5.00
Eastern	Steven Finley	Fractured radius	40.00
Eastern	Nicholas Folchi	Nose injury	40.75
Eastern	Mike Hardin	X-ray	6.00
Eastern	Monty Horner	Dislocated shoulder	35.00
Eastern	John Huggins	X-ray	10.00
Eastern	George S. McCarty	Fractured femur	100.00
Eastern	Ralph Marksberry	X-ray	6.00
Eastern	Albert G. Mullins	X-ray	10.00
Eastern	Roger Orrell	X-ray	8.00
Eastern	Fred Prognor	X-ray	8.00
Eastern	Vincent Tagliarino	Knee injury (special)	500.00
Eastern Main Street	John Burnett	Loss of teeth	50.00
Eastern Main Street	Donald Diney	X-ray	7.50
Eastern Main Street	Rhudy Hillen	X-ray	20.00
Eastern Main Street	Phillip Oakley	Loss of teeth	50.00
Eastern Main Street	Jimmy Owens	Leg injury (special)	36.50
Elizabethtown Catholic	Jim Hartlag	Broken teeth	10.00
Eminence	Billz Hub Allen	X-ray	5.00
Eminence	Garth Hollar	Broken finger, X-ray	22.00
Eminence	Eddie Prewitt	X-ray	5.00
Eminence	Joe Rueker	X-ray	12.50
Eminence	H. D. Wilson	Laceration - suture	5.00
Estill County	Joe Lakes	Dislocated knee	35.00
Estill County	Wilgus Wolfinbarger	Broken finger, X-ray	20.00
Everts	Orville Blair	Back injury (special)	97.50
Everts	Jesse Husky	Leg injury (special)	500.00
Everts	Jack McPeck	Knee injury (special)	251.00
Everts	Jack Meeks	Loss of tooth	25.00
Everts	Ancil Thomas	Dislocated shoulder	35.00
Everts	Raymond Toby	X-ray	6.00
Ezel	Sam Patrick	Dental injury (special)	78.50
Ezel	Hollie E. Pieratt	Loss of teeth	50.00
Ezel	Robert Pieratt	X-ray	20.00
Falmouth	Joe E. Kearns	Knee injury (special)	186.38
Farmington	Ben David Fuqua	Fractured radius and ulna	67.00
Farmington	Grover Gardner	X-ray	6.00
Farmington	Donald Pigg	X-ray	10.00
Ferguson	Dolphus Price	Laceration - suture	5.00
Ferguson	Glenn Richardson	Knee injury (special)	172.28
Fern Creek	J. William Batley	X-ray	10.00
Fern Creek	Eddie Cleary	X-ray	10.00
Fern Creek	Bobby Cox	X-ray	7.50
Fern Creek	Bob Curtis	X-ray	5.00
Fern Creek	Bob Curtis	X-ray	5.00
Fern Creek	Jack Frick	X-ray	5.00
Fern Creek	Tommy Hall	X-ray	5.00
Fern Creek	David Harrod	X-ray	10.00
Fern Creek	Bill Hess	X-ray	5.00
Fern Creek	Bill Hess	Loss of tooth	6.00
Fern Creek	Richard Humphrey	X-ray	5.00
Fern Creek	Richard Humphrey	X-ray	5.00
Fern Creek	Walter Larmee	Dental injury (special)	36.50
Fern Creek	Walter Larmee	Knee injury (special)	39.00
Fern Creek	Walter Larmee	Laceration - suture	5.00
Fern Creek	Bob Lurie	X-ray	5.00
Fern Creek	Jimmy Payne	X-ray	10.00
Fern Creek	Gordon Thompson	X-ray	5.00
Fern Creek	Gordon Thompson	X-ray	5.00
Fern Creek	Jim Whittis	Dental injury (special)	53.00
Flat Gap	James Blevins	X-ray	5.00
Flat Gap	Lowell LeMaster	Broken tooth	15.00
Fleming County	Bill Collins	X-ray	10.00
Fleming County	Paul Gray	Dental injury (special)	62.50
Frankfort	Danny Blakeman	X-ray	7.50
Frankfort	Charles Boyd	X-ray	10.00
Frankfort	Billy Edkins	Dental injury (special)	60.00
Frankfort	Shelby Roberts	X-ray	10.00
Frankfort	Johnny Sergent	X-ray	10.00
Frankfort	David Tate	X-ray	10.00
Franklin County	Tommy Crittenden	X-ray	7.50
Franklin County	David Dearborn	X-ray	4.00
Franklin County	Billy Jackson	Dental injury (special)	115.00
Franklin County	Gerald Miller	Laceration - suture	5.00
Franklin County	Roy Murray	Broken finger, X-ray	24.00
Franklin County	Bobby Bagland	Broken tooth	6.00
Franklin County	Ben Redden	Fractured clavicle	30.00
Franklin County	Leon Schroder	Laceration - suture	5.00
Franklin County	Kenneth Shauntee	X-ray	6.00
Franklin County	Donald Tischer	X-ray	10.00
Franklin-Simpson	Evan D. Cummings	Broken finger	10.00
Franklin-Simpson	Bobby Forshae	X-ray	5.00
Franklin-Simpson	Jerry Jones	Laceration - suture, X-ray	11.00
Franklin-Simpson	Willard Kendall	X-ray	5.00
Franklin-Simpson	Buddy Lowhorn	X-ray	5.00
Franklin-Simpson	Tom K. Meador	X-ray	6.00
Franklin-Simpson	Ronnie Mosley	X-ray	6.00
Franklin-Simpson	John Palmer	Dental injury (special)	35.00
Franklin-Simpson	James P. Sparks	X-ray	8.50
Fulgham	Edward Bowen	X-ray	10.00

Fulton	Joe Bennett	Laceration - suture	4.00
Fulton	Bill Burnette	Fractured thumb	8.50
Fulton	Duncan Bushart	Loss of tooth, X-ray	23.00
Fulton	Mike Callham	Fractured tibia	50.00
Fulton	Glenn Cook	X-ray	6.00
Fulton	Charles Forrest	X-ray	12.00
Fulton	Charles Forrest	Loss of tooth	50.00
Fulton	Jerry House	X-ray	6.00
Fulton County	Jerry Morrow	X-ray	10.00
Fulton County	Kenneth Vowell	Head injury (special)	15.00
Gamaliel	Billy Cardwell	Laceration - suture	5.00
Gamaliel	Kenneth Downing	Laceration - suture	5.00
Georgetown	Stanley Bruin	Dislocated shoulder	15.00
Georgetown	Rogers Redding	Broken finger, X-ray	22.00
Georgetown	Robert Wilson	Ankle injury (special)	407.60
Glasgow	Gary Buckholz	Dislocated thumb, X-ray	18.00
Glasgow	Ernest Cassady	Elbow injury (special)	18.25
Glasgow	Ross Cherry	Dislocated thumb, X-ray	16.00
Glasgow	Robert Dickinson	Loss of tooth	20.00
Glasgow	Bill Hitchens	Broken clavicle	23.00
Glasgow	Douglas Mansfield	Laceration - suture	5.00
Glasgow	Douglas Mansfield	Broken tooth, X-ray	22.00
Glasgow	Bobby Moran	Dental X-rays	4.00
Glasgow	Stanley Proffitt	X-ray	10.00
Glasgow	Mac Rutledge	Broken teeth	8.00
Glasgow	Tommy Sabens	Leg injury (special)	124.50
Glasgow	Tommy Sabens	Leg injury (special)	375.50
Glasgow	Jerry Wooten	Loss of tooth	23.00
Glendale	Eddie Best	X-ray	8.00
Glendale	Don Reynolds	Laceration - suture	5.00
Graham	William Oates	X-ray	5.00
Graham	Clyde Stovall	X-ray	7.50
Graham	Clyde Stovall	X-ray	18.00
Grant County	Robert Gauge	Laceration - suture	5.00
Grant County	Jimmy Hale	X-ray	12.00
Grant County	Giltner Meeks	Laceration - suture	5.00
Grant County	Jimmy Mullins	Laceration - suture	5.00
Grant County	Marvin Simpson	Laceration - suture	5.00
Grant County	Benton Stith	Laceration - suture	5.00
Greenville	John Forgy	X-ray	5.00
Guthrie	Phil Coots	X-ray	10.00
Guthrie	George Steele	X-ray	24.00
Haldeman	George Hilterbrand	Broken wrist, X-ray	32.00
Hall	Orville Ashe	X-ray	6.00
Hall	Jerry Metcalf	Knee injury (special)	405.00
Hall	Freddy E. Sprinlock	Leg injury (special)	8.50
Hall	Don Ward	X-ray	6.00
Hanson	John Buchanan	X-ray	10.00
Hanson	Mac Arthur Coble	X-ray	6.00
Hanson	Harvey Oglesby, Jr.	Fractured tarsal, X-ray	37.00
Harlan	Bobby Brown	X-ray	6.00
Harlan	David Cawood	X-ray	10.00
Harlan	Cecil Bard	Fractured metacarpal, X-ray	28.00
Harlan	Jack Chitwood	X-ray	6.00
Harlan	Bobby Cox	X-ray	10.00
Harlan	Garrett Gross	X-ray	6.00
Harlan	Gary Gross	X-ray	10.00
Harlan	Wesley Marlin	X-ray	16.00
Harlan	Howard Mize	X-ray	10.00
Harlan	Lennie Moore	X-ray	6.00
Harlan	Lennie Moore	X-ray	6.00
Harlan	Dennis Parsons	X-ray	10.00
Harlan	Dennis Parsons	X-ray	8.00
Harlan	Willard Parlin	X-ray	6.00
Harlan	George Pollitte	X-ray	6.00
Harlan	Earl Rodgers	X-ray	6.00
Harlan	Earl Rodgers	X-ray	10.00
Harlan	Douglas S. Seals	X-ray	6.00
Harlan	Robert Seales	X-ray	6.00
Harlan	Mack Short	X-ray	6.00
Harlan	John Surgener	X-ray	6.00
Harlan	Buddy Tweed	X-ray	6.00
Harlan	Wayne Yarbrough	X-ray	6.00
Harlan	Buddy Tweed	X-ray	10.00
Harlan	Bill Walls	X-ray	6.00
Harrodsburg	Sam Brown	X-ray	12.00
Harrodsburg	Morris Burkhead	Laceration - suture	5.00
Harrodsburg	Eddie Young	X-ray	10.00
Hawesville	W. T. Costello	Leg injury (special)	195.45
Hazard	Joe Baker	Dislocated shoulder	35.00
Hazard	Joe Baker	Dislocated shoulder	35.00
Hazard	Robert Basey	Loss of tooth	15.00
Hazard	Robert Basey	Loss of tooth	25.00
Hazard	Don Bryant	Broken clavicle	25.00
Hazard	G. Wendell Combs	Broken nose, X-ray	25.00
Hazard	Paul Cox	Nose injury (special)	30.63
Hazard	Newton Green	X-ray	6.00
Hazard	Walter Green	X-ray	10.00
Hazard	James Nunan	Broken nose	15.00
Hazard	James Nunan	X-ray	6.00
Hazard	Bradley Smyly	Loss of teeth	50.00
Hazel Green	Cline Brown	Broken tooth, X-ray	23.00
Hazel Green	Earl Grimes	Fractured clavicle	15.50
Hazel Green	Delbert Hammoms	X-ray	7.50
Hazel Green	Jakie Hunley	Fractured tibia	50.00
Hazel Green	Bobby Sparks	Loss of tooth	29.00
Hazel Green	Bobby Sparks	X-ray	13.00
Henry Clay	John Crawford	Leg injury (special)	50.63

Athletic and Student Accident Insurance

Especially for Members of

Kentucky High School Athletic Association

Underwritten by

AMERICA'S NO. 1 ACCIDENT AND HEALTH COMPANY (R)

CONTINENTAL CASUALTY COMPANY

Through Its Representatives

R. R. SULLIVAN AND ASSOCIATES

6th Floor Hoffman Bldg.

Louisville, Kentucky

Gwynne Bldg.
Cincinnati, Ohio

First Federal Bldg.
Elizabethtown, Ky.

Henry Clay	Bill Davis	Leg injury (special)	44.03
Highlands	Dan Beineke	X-ray	16.00
Highlands	Larry Bentley	Broken finger	10.00
Highlands	Larry Bentley	Chipped tooth	3.00
Highlands	John Burt	Broken tooth, X-ray	22.00
Highlands	Grant Craig	X-ray	6.00
Highlands	Bob Dziech	Laceration - suture	5.00
Highlands	Mike First	X-ray	12.00
Highlands	Jack Gish	X-ray	7.50
Highlands	Fred Hall	X-ray	10.00
Highlands	Kenneth Honchell	X-ray	10.00
Highlands	Dave Hudephol	X-ray	6.00
Highlands	Steve Kibler	Laceration - suture	5.00
Highlands	Elliot McCrosley	Dental injury (special)	50.00
Highlands	Don Miller	Fractured femur	50.00
Highlands	Roger Moebus	Dislocated wrist	10.00
Highlands	Aaron Mosley	X-ray	7.50
Highlands	Bob Steinhauser	Broken nose	21.50
High Street	James Sears	Nose injury (special)	149.65
Hiseville	Billy Edwards	Fractured metacarpal, X-ray	26.00
Hiseville	Billy Edwards	X-ray	6.00
Hiseville	Oren Long	X-ray	12.00
Holy Cross	Jack Reagan	Fractured vertebra, X-ray	28.00
Hopkinsville	Clarke Linsey	Dental injury (special)	50.00
Hopkinsville	Gary Tuggle	Broken tooth, Loss of tooth	45.00
Horse Branch	Edwin Monroe	X-ray	6.00
Hughes Kirk	Ronnie Dickerson	Dental injury (special)	56.50
Inez	Eddie Joe Horn	X-ray	12.00
Inez	Jacob Horn	Laceration - suture, Broken teeth	10.00
Inez	Jacob Horn	Loss of teeth	40.00
Inez	Marion Stevens, Jr.	X-ray	10.00
Irvine	Arthur Ballard	X-ray	6.00
Irvine	Arthur Ballard	X-ray	6.00
Irvine	James Brackett	Fracturel ulna	28.00
Irvine	Able Lewis	Loss of teeth, X-ray	45.00
Irvine	Glenn Sexton	X-ray	8.00
Irvine	Paul Shearer	Fractured tibia	50.00
Irvine	Paul Shearer	X-ray	6.00
Irvine	James Stevens	Chipped teeth, X-ray	7.00
Irvine	James Stevens	X-ray	6.00
Irvine	Tyrone Witt	Fractured fibula	50.00
Irvine	Tyrone Witt	Laceration - suture	5.00
Jenkins	Tommy Chaffins	Loss of tooth	28.00
Jenkins	Ralph Clark	Fractured metacarpal	26.00
Jenkins	Nickie Dann	Elbow injury (special)	20.00
Jenkins	Nickie Dann	Replaced fillings	8.00
Jenkins	Nickie Dann	Dislocated finger, X-ray	13.50

(Continued in September Issue of the ATHLETE)

Attention Principals and Coaches!

CHECK BEFORE BUYING ACCIDENT COVERAGE for FOOTBALL PLAYERS

Insure through the Kentucky Central Life and Accident Insurance Company, Kentucky's oldest life insurance company.

Local agents throughout the state (probably one in your community).

Available in conjunction with one of the best Student Accident Plans on the market.

Approved by the insurance committee of the Kentucky High School Athletic Association.

KEEP BUSINESS IN KENTUCKY

Kentucky Central Life and Accident Insurance Company

The Kingden Company GENERAL AGENT

W. E. KINGSLEY
603 CENTRAL BANK BLDG.

LEXINGTON, KY.

CHARLES C. PRICE
PHONE 2-8522

MINUTES OF BOARD MEETING—

(Continued from Page Four)

misioner said that he and Mr. Mansfield had studied the Alabama plan for determining championships, and he recommended that the point system of the Alabama plan be used in Kentucky to break a tie if one should occur in the Dickinson ratings. W. H. Crowds moved, seconded by Jack Dawson, that the recommendation of the Commissioner concerning the adoption of the Alabama plan for the breaking of a Dickinson System tie be accepted. The motion was carried unanimously.

The Commissioner stated that the Insurance Committee had presented three commercial insurance plans, which might be recommended to the K.H.S.A.A. member schools, at the April meeting of the Board. He stated that the Committee wished to present the plans of three additional commercial companies, which might be recommended to member schools of the Association. These plans were made available by the following: Kentucky Central Life and Accident Insurance Company, presented by the Kingden Company of Lexington; the John T. Muncey Company of Lexington; and Mutual of Omaha, Nebraska. K. G. Gillaspie moved, seconded by Jack Dawson, that the three insurance plans presented by the Commissioner and the insurance committee be recommended to Association member schools by the Board of Control. The motion was carried unanimously.

W. H. Crowds moved, seconded by Louis Litchfield, that the trophy committee be authorized to select new district and regional basketball trophies for 1960, and to advertise for and accept bids for these trophies. The motion was carried unanimously.

The Commissioner presented a re-districting plan which he, upon authorization of President Williamson, had presented to the principals of the 16th region. He stated that the majority of the school men polled favored the proposed plan, but that several thought that the changes suggested in the district lines would be unsatisfactory. W. B. Jones moved, seconded by K. G. Gillaspie, that the proposed re-districting plan for region 16 not be put into effect for 1959-60 but that the schools be notified that, unless a plan is submitted to the Board of Control which appears to be better than the one presented, this plan will probably be adopted for the school year 1960-61. The motion was carried unanimously.

W. H. Crowds moved, seconded by Robert P. Forsythe, that the next meeting of the Board of Control be held in Lexington on October 17, 1959. The motion was carried unanimously.

Cecil A. Thornton moved, seconded by W. B. Jones, that all bills of the Association for the period beginning April 17, 1959, and ending July 30, 1959, be allowed. The motion was carried unanimously.

The Board was then called to order in its capacity as the Board of Directors of the K.H.S.A.A. Protection Fund. Secretary-Treasurer Sanford presented the list of claims which had been paid by the Protection Fund since April 17, 1959, the total amount of these claims being \$6,323.40. W. H. Crowds moved, seconded by K. G. Gillaspie, that the claims presented by the Secretary-Treasurer of the Protection Fund be allowed. The motion was carried unanimously.

There being no further business, the meeting adjourned.



HUNT'S ATHLETIC GOODS CO., Inc.

CH 7-1941 — PHONES — CH 7-1942

MAYFIELD, KENTUCKY

July 23, 1959

Dear Friends:

We want to take this opportunity to thank the many friends of the late William S. "Bill" Hunt for their messages and the expressions of sympathy on his death July 5, 1959.

Be assured that his family and the staff of Hunt's Athletic Goods,, Inc., do appreciate these words more than you know.

Bill was a friend to many but especially he counted among his friends the school officials and coaches of the State of Kentucky. To them he was always grateful and for them he was always working.

It is our plan here at Hunt's to carry on in the very best possible way, and we think this very best possible way would be to offer the same type of service and personal attention which characterized our business from its beginning in 1919 to the present day.

We want to assure you that we are always at your service and will be looking forward to an opportunity to serve you when your needs for athletic or sporting equipment shall arise.

Again thank you for your many favors in the past, and let us hear from you in the future for that wonderful Hunt's service.

Very truly yours,

HUNT'S ATHLETIC GOODS CO., INC.



WE SHIP THE DAY YOU BUY



SUTCLIFFE IS READY

*with complete football, basketball
and athletic equipment for the fall season*



PLACE ORDERS NOW!

Now we can give you immediate delivery. No Delays! No Waiting! Stock merchandise can be shipped on the very day your order is received.

QUALITY BRANDS

Our stocks this year are the same top quality for which Sutcliffe is now well known—nationally-distributed, nationally-advertised, preferred-quality brands.

SUTCLIFFE SERVICE

Write us about your needs—we'll give you one day service. For extra-quick service or information—pick up your phone and ask for Al Seekamp or J. W. Head in our Louisville Office—JU 3-9251. For "on-the-ground" service, Sutcliffe's school representatives will contact you during the year as usual—Harry Blackburn, 1540 Linwood Avenue, Columbus, Ohio, will cover the Big Sandy Valley; Bill Shannon, 122 Yancey Drive, Ft. Mitchell, Ky., Dixie 1-5634, will cover Northern, Central and Eastern Kentucky. Charles (Chuck) Shuster, Horse Cave, Ky., State 6-6981, will travel Western and Southern Kentucky, and Al Le Comte, 924 Westview Drive, EM 6-3118, Louisville, Ky., will cover the Louisville area.



OFFICIAL BASKETBALLS

No. RSS Rawlings official	
College Ball	-----\$23.95
No. RSS Rawlings official	
High School Ball	-----\$18.95
No. 100 Spalding official	
College Ball	-----\$23.95
No. XB 20 Voit Official	
Rubber Ball	-----\$16.75

FOOTBALLS FOR NIGHT GAMES

No. J5V-T 2 SPALDING—	
Tan with White Bands	-----\$16.45
No. R5-S RAWLINGS—	
Tan with White Bands	-----\$16.45
No. F1202 WILSON—	
Tan with White Bands	-----\$16.45

OFFICIAL FOOTBALLS —If you have not received your copy of our 1959 Fall Catalog by September 10, please drop us a card and we shall send you one promptly. You will be quick to appreciate the top-flight athletic items from which you may select your Fall equipment.

THE SUTCLIFFE CO.

INCORPORATED

225 SO. FOURTH ST., LOUISVILLE, KY.